














































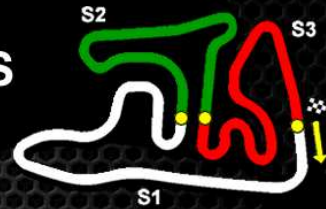


### KF Results

Subject to scrutineering & sporting investigations

Rnk	No.	Driver	Nat	R/PFA	R/PFB	R/Y	Points
1	203	BASZ KAROL		-	30	50	80
2	204	MAZEPIN NIKITA		-	20	20	40
2	202	ILOTT CALLUM		10	-	30	40
4	210	NICKLAS NIELSEN		20	-	15	35
5	201	JOYNER TOM		30	-	3	33
6	238	VAN LEEUWEN MARTIJN		-	10	8	18
7	218	STUPENKOV EGOR		-	5	12	17
8	223	ROSSEL KEVIN		-	7	10	17
9	214	BERTONELLI DIEGO		-	8	5	13
10	213	DABSKI KAROL		-	4	9	13
11	230	LORANDI ALESSIO		9	-	0	9
12	236	TUJULA TUOMAS		-	9	0	9
13	241	CUCCO STEFANO		-	3	6	9
14	226	DARUVALA JEHAN		8	-	0	8
15	222	GOMEZ SIDNEY		7	-	0	7
16	211	DARRAS JULIEN		5	-	2	7
17	233	SITNIKOV NIKITA		-	0	7	7
18	205	AUBRY GABRIEL		6	-	0	6
19	221	LAVELLI KEVIN		-	6	0	6
20	215	SATO MARINO		4	-	0	4
21	232	VOLKOV EVGENIY		0	-	4	4
22	224	ZHOU GUAN YU		3	-	0	3
23	220	MAESTRANZI MARCO		2	-	0	2
24	248	KARI NIKO		-	2	0	2
25	206	KORNEEV AEXEY		1	-	0	1
26	227	NORRIS LANDO		-	1	0	1
27	242	CHAIMONGKOL SASAKORN		-	0	1	1
28	228	MARTYNYUK MAXIM		0	-	0	0
29	234	OKADA TAKUYA		0	-	0	0
30	208	SORENSEN CHRISTIAN		-	0	0	0
31	225	NORRIS OLLIE		0	-	0	0
32	244	VIGORITO GIANNI		-	0	0	0
33	245	GRZYB MICHAL		0	-	0	0
34	235	SETTE CAMARA SERGIO		-	0	0	0
35	240	FONG JULIEN		-	0	-	0
35	209	TROITCKIY NIKITA		0	-	-	0
37	239	YIFAN XIA		0	-	-	0
37	231	MARCU DIONISIOS		-	0	-	0
39	253	PANKIEWICZ WIKTORIA		0	-	-	0
39	219	HORN MORITZ		-	0	-	0
41	251	MAXIM KIM		-	0	-	0
41	250	DURANTE COSIMO FRANCESCO		0	-	-	0
43	249	ROMANUCCI ANTONIO		0	-	-	0
43	243	ZHIRKOV ALEXANDER		-	0	-	0
45	247	SCARAVAGGI NICOLA		0	-	-	0
46	246	GUAZZARONI ALESSIO		0	-	-	0
46	229	MARTUCCI MARIO		-	0	-	0



KF

Document 35.1 OFFICIAL

## KF Final (F) Results

Subject to scrutineering & sporting investigations

Rnk	No.	Entrant	Nat	Driver	Nat	Equipment	Laps	Gap	Interv.	Best Lap	Points
1	203	TONY KART RACING TEAM	ITA	BASZ KAROL	POL	TONY KART / VORTEX / DUNLOP	15			1:27.005	50
2	▲4	ZANARDI STRAKKA RACING	SWE	ILOTT CALLUM	GBR	ZANARDI / PARILLA / DUNLOP	15	4.118	4.118	1:27.091	30
3	204	TONY KART RACING TEAM	ITA	MAZEPIN NIKITA	RUS	TONY KART / VORTEX / DUNLOP	15	10.608	6.490	1:27.884	20
4	210	Kosmic Racing Departemen	ITA	NICKLAS NIELSEN	DNK	KOSMIC / VORTEX / DUNLOP	15	16.159	5.551	1:28.079	15
5	▲10	ENERGY CORSE SRL	ITA	STUPENKOV EGOR	RUS	ENERGY / TM / DUNLOP	15	18.409	2.250	1:28.012	12
6	▲5	Forza Racing	GBR	ROSSEL KEVIN	DNK	TONY KART / TM / DUNLOP	15	22.419	4.010	1:28.475	10
7	▲10	PRAGA KART RACING	CZE	DABSKI KAROL	POL	PRAGA / PARILLA / DUNLOP	15	25.469	3.050	1:28.919	9
8	▼3	Keijzer Racing	NLD	VAN LEEUWEN MARTIJN	NLD	ZANARDI / PARILLA / DUNLOP	15	28.871	3.402	1:28.249	8
9	▲22	Team Komarov	RUS	SITNIKOV NIKITA	RUS	TONY KART / PARILLA / DUNLOP	15	28.976	0.105	1:28.550	7
10	▲9	BIREL MOTORSPORT	ITA	CUCCO STEFANO	ITA	BIREL / TM / DUNLOP	15	30.738	1.762	1:28.692	6
11	▼2	PRAGA KART RACING	CZE	BERTONELLI DIEGO	ITA	PRAGA / PARILLA / DUNLOP	15	32.706	1.968	1:28.730	5
12	▲20	Team Komarov	RUS	VOLKOV EVGENIY	RUS	TONY KART / PARILLA / DUNLOP	15	34.615	1.909	1:28.389	4
13	▼11	ZANARDI STRAKKA RACING	SWE	JOYNER TOM	GBR	ZANARDI / PARILLA / DUNLOP	15	36.365	1.750	1:28.929	3
14	▲2	Kosmic Racing Departemen	ITA	DARRAS JULIEN	FRA	KOSMIC / VORTEX / DUNLOP	15	44.074	7.709	1:28.865	2
15	▲10	BIREL MOTORSPORT	ITA	CHAIMONGKOL SASAKI	THA	BIREL / TM / DUNLOP	15	46.523	2.449	1:29.010	1
16	▲4	Ricky Flynn Motorsport	GBR	ZHOU GUAN YU	GBR	FA KART / VORTEX / DUNLOP	15	49.411	2.888	1:29.717	0
17	▲9	Energy Germany	DEU	MARTYNYUK MAXIM	RUS	ENERGY / TM / DUNLOP	15	49.544	0.133	1:30.088	0
18	▼8	Ricky Flynn Motorsport	GBR	DARUVALA JEHAN	IND	FA KART / VORTEX / DUNLOP	15	54.652	5.108	1:29.143	0
19	▼5	TONY KART RACING TEAM	ITA	AUBRY GABRIEL	FRA	TONY KART / VORTEX / DUNLOP	15	56.484	1.832	1:29.269	0
20	▲2	COMER TOP KART	ITA	MAESTRANZI MARCO	ITA	TOP KART / PARILLA / DUNLOP	15	58.545	2.061	1:30.116	0
21	▼3	PRAGA KART RACING	CZE	SATO MARINO	JPN	PRAGA / PARILLA / DUNLOP	15	59.404	0.859	1:30.285	0
22	▼1	Ward Racing	SWE	KARI NIKO	FIN	TONY KART / VORTEX / DUNLOP	15	1:01.031	1.627	1:29.703	0
23	▲7	Ricky Flynn Motorsport	GBR	NORRIS OLLIE	GBR	FA KART / VORTEX / DUNLOP	15	1:02.624	1.593	1:30.061	0
24	206	Ward Racing	SWE	KORNEEV AEXEY	RUS	TONY KART / VORTEX / DUNLOP	15	1:04.481	1.857	1:29.627	0
25	▼17	BABY RACE	ITA	LORANDI ALESSIO	ITA	TONY KART / TM / DUNLOP	15	1:05.413	0.932	1:28.145	0
26	▲2	ART GRAND PRIX SRL	ITA	OKADA TAKUYA	JPN	ART GP / TM / DUNLOP	15	1:09.199	3.786	1:30.057	0
27	208	ART GRAND PRIX SRL	ITA	SORENSEN CHRISTIAN	DNK	ART GP / TM / DUNLOP	15	1:09.840	0.641	1:29.270	0
28	▲6	GRZYB JANUSZ	POL	GRZYB MICHAL	POL	BIREL / TM / DUNLOP	15	1:14.766	4.926	1:29.059	0
29	▼16	COMER TOP KART	ITA	LAVELLI KEVIN	ITA	TOP KART / PARILLA / DUNLOP	13	2 Laps	2 Laps	1:29.611	0
30	▼7	Ricky Flynn Motorsport	GBR	NORRIS LANDO	GBR	FA KART / VORTEX / DUNLOP	8	7 Laps	5 Laps	1:31.090	0
31	▼19	Crg SPA	ITA	GOMEZ SIDNEY	VEN	CRG / TM / DUNLOP	7	8 Laps	1 Lap	1:29.493	0
32	▼25	ART GRAND PRIX FINLAND	FIN	TUJULA TUOMAS	FIN	ART GP / TM / DUNLOP	1	14 Laps	6 Laps	1:36.651	0
33	235	ART GRAND PRIX SRL	ITA	SETTE CAMARA SERGIO	BRA	ART GP / TM / DUNLOP	0	15 Laps	1 Lap		0
<b>Not Classified</b>											
	244	RB KART TECHNOLOGY	CHE	VIGORITO GIANNI	ITA	EXPRIT / TM / DUNLOP		DNS			

Leaders : No.203 BASZ KAROL (1-15)

Start Time : 23/03 - 15:17:22

Best Lap : No.203 BASZ KAROL 1:27.005 70,29 Kph

Weather : Rainy Air : 17°C Track : Wet

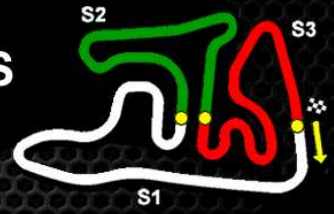
Event Record : No.226 DARUVALA JEHAN 1:06.637 91,78 Kph



# WSK SUPER MASTER SERIES

## SARNO 20 - 23.03.2014

### ITALY



## KF Final (F) Lap Chart

For information purposes. No official / regulatory value

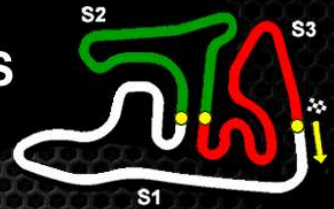
	1	2	3	4	5	6	7	8	9	10	11	12	13	14	15	16	17	18	19	20	21	22	23	24	25	26	27	28	29	30	31	32	33	34
Grid	203	201	204	210	238	202	236	230	214	226	223	222	221	205	218	211	213	215	241	224	248	220	227	206	242	228	208	234	<del>244</del>	225	233	232	235	245
Start	203	201	210	204	202	230	238	226	205	211	214	223	221	215	224	218	213	206	241	228	248	234	236	242	225	232	227	208	245	<del>235</del>	233	220	222	
Lap 1 Interval	203	210	202	204	238	223	213	248	241	218	214	242	221	228	233	<del>236</del>	232	224	225	220	245	222	227	211	201	208	226	234	215	206	205	230		
Lap 2	203	202	210	204	238	223	213	241	218	248	242	233	232	214	228	224	225	211	201	245	220	222	226	234	221	215	230	227	206	205	208			
Lap 3	203	202	210	204	238	223	213	241	218	248	242	233	232	214	228	201	211	245	225	220	221	222	224	230	226	215	206	205	234	208	227			
Lap 4	203	202	210	204	238	223	213	218	241	248	233	214	232	242	201	211	228	225	220	221	245	222	226	224	215	206	208	205	234	227	230			
Lap 5	203	202	210	204	238	223	218	213	241	233	248	214	232	242	201	211	228	225	221	220	245	222	226	224	206	205	215	234	227	208	230			
Lap 6	203	202	210	204	238	223	218	213	241	233	248	232	214	242	201	211	228	225	221	245	220	222	224	205	206	215	234	226	208	227	230			
Lap 7	203	202	210	204	223	218	213	238	241	233	232	214	242	211	201	228	245	221	248	<del>222</del>	220	225	224	205	206	226	208	215	227	234	230			
Lap 8	203	202	204	210	223	218	213	238	241	233	232	214	242	211	201	228	245	221	220	224	205	225	206	226	248	208	215	<del>227</del>	234	230				
Lap 9	203	202	204	210	218	223	213	238	241	233	232	214	242	211	201	245	228	221	220	224	205	226	225	206	208	248	215	234	230					
Lap 10	203	202	204	210	218	223	213	238	241	233	232	214	242	201	211	245	228	224	221	205	226	220	225	206	208	248	215	234	230					
Lap 11	203	202	204	210	218	223	213	238	233	241	214	232	201	242	211	228	224	221	226	205	206	220	225	208	248	245	215	234	230					
Lap 12	203	202	204	210	218	223	213	238	233	241	214	232	201	242	211	228	224	205	226	221	220	208	206	225	248	215	245	234	230					
Lap 13	203	202	204	210	218	223	213	238	233	241	214	232	201	242	211	228	224	226	205	220	215	<del>221</del>	248	225	208	245	206	230	234					
Lap 14	203	202	204	210	218	223	213	238	233	241	214	232	201	211	242	228	224	226	205	220	215	248	225	208	206	230	234	245						
Lap 15	203	202	204	210	218	223	213	238	233	241	214	232	201	211	242	224	228	226	205	220	215	248	225	206	230	234	208	245						



# WSK SUPER MASTER SERIES

## SARNO 20 - 23.03.2014

### ITALY



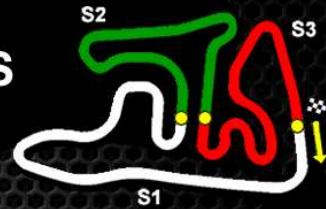
## KF

### KF Final (F)

#### Lap Time Analysis

For information purposes. No official / regulatory value

Laps	Sector 1	Sector 2	Sector 3	Lap Time	Laps	Sector 1	Sector 2	Sector 3	Lap Time	Laps	Sector 1	Sector 2	Sector 3	Lap Time
<b>No.201 JOYNER TOM</b>					<b>No.204 MAZEPIN NIKITA</b>					<b>No.208 SORENSEN CHRISTIAN</b>				
1	50.121	23.990	29.029	1:43.140	1	38.541	24.787	28.396	1:31.724	1	45.121	25.103	29.859	1:40.083
2	36.735	24.786	27.822	1:29.343	2	36.093	24.323	28.090	1:28.506	2	37.814	30.312	28.713	1:36.839
3	36.820	24.292	28.606	1:29.718	3	36.289	24.419	27.993	1:28.701	3	36.558	25.152	28.242	1:29.952
4	37.025	24.214	28.508	1:29.747	4	35.908	24.115	28.488	1:28.511	4	36.651	24.866	28.637	1:30.154
5	37.076	25.015	28.260	1:30.351	5	35.978	24.388	27.992	1:28.358	5	41.771	24.995	28.587	1:35.353
6	36.663	25.101	27.957	1:29.721	6	36.176	24.103	28.297	1:28.576	6	36.774	24.340	28.647	1:29.761
7	36.401	24.262	29.751	1:30.414	7	35.915	24.049	27.987	1:27.951	7	36.665	24.652	27.953	1:29.270
8	36.670	24.543	28.150	1:29.363	8	35.907	24.173	27.804	1:27.884	8	36.519	24.354	28.632	1:29.505
9	36.515	24.348	28.317	1:29.180	9	36.556	24.340	28.032	1:28.928	9	36.588	24.662	28.517	1:29.767
10	36.871	24.670	27.958	1:29.499	10	35.879	24.299	28.147	1:28.325	10	36.781	24.483	28.740	1:30.004
11	37.195	25.085	28.266	1:30.546	11	36.195	24.394	28.353	1:28.942	11	37.503	25.010	28.750	1:31.263
12	36.473	24.719	28.311	1:29.503	12	36.301	24.448	28.150	1:28.899	12	37.273	25.697	28.818	1:31.788
13	36.635	24.290	28.004	1:28.929	13	36.560	24.428	27.962	1:28.950	13	38.258	26.339	30.320	1:34.917
14	36.589	24.554	28.224	1:29.367	14	36.191	24.354	28.212	1:28.757	14	37.644	24.901	31.617	1:34.162
15	36.364	24.647	28.306	1:29.317	15	36.350	24.650	28.246	1:29.246	15	36.847	29.929	28.954	1:35.730
<b>No.202 ILOTT CALLUM</b>					<b>No.205 AUBRY GABRIEL</b>					<b>No.210 NICKLAS NIELSEN</b>				
1	38.035	24.757	27.977	1:30.769	1	52.661	25.171	28.201	1:46.033	1	37.892	24.756	27.773	1:30.421
2	36.243	24.198	27.537	1:27.978	2	37.239	25.483	29.275	1:31.997	2	36.554	24.897	28.117	1:29.568
3	35.982	23.985	27.451	1:27.418	3	37.336	24.945	28.484	1:30.765	3	36.175	24.378	28.021	1:28.574
4	35.939	24.131	27.479	1:27.549	4	37.222	25.618	28.382	1:31.222	4	35.912	24.377	28.088	1:28.377
5	36.044	24.004	27.723	1:27.771	5	37.129	24.880	28.257	1:30.266	5	36.017	24.207	28.000	1:28.224
6	35.934	24.063	27.870	1:27.867	6	36.894	24.657	28.447	1:29.998	6	36.339	24.213	27.885	1:28.437
7	35.566	23.934	27.591	1:27.091	7	36.567	24.449	28.253	1:29.269	7	36.054	24.112	27.913	1:28.079
8	36.827	24.305	27.521	1:28.653	8	36.445	24.872	28.811	1:30.128	8	36.778	24.763	28.144	1:29.685
9	36.037	24.086	27.838	1:27.961	9	36.902	25.164	28.465	1:30.531	9	36.123	24.379	28.191	1:28.693
10	36.542	24.343	28.124	1:29.009	10	37.160	24.838	28.826	1:30.824	10	36.329	25.340	28.579	1:30.248
11	36.465	24.351	27.889	1:28.705	11	37.809	25.173	29.115	1:32.097	11	36.838	24.853	28.154	1:29.845
12	36.441	24.396	27.611	1:28.448	12	37.953	25.196	28.769	1:31.918	12	36.544	24.518	28.291	1:29.353
13	36.124	24.419	27.977	1:28.520	13	36.503	25.614	29.108	1:31.225	13	36.560	24.700	28.019	1:29.279
14	36.369	24.494	27.873	1:28.736	14	37.077	25.624	28.668	1:31.369	14	36.805	24.344	28.211	1:29.360
15	36.457	24.675	28.134	1:29.266	15	36.761	24.557	28.806	1:30.124	15	36.663	24.453	28.600	1:29.716
<b>No.203 BASZ KAROL</b>					<b>No.206 KORNEEV AEXEY</b>					<b>No.211 DARRAS JULIEN</b>				
1	37.360	24.191	27.624	1:29.175	1	40.947	26.201	37.614	1:44.762	1	45.268	25.481	31.242	1:41.991
2	35.910	24.000	27.688	1:27.598	2	37.066	25.415	29.289	1:31.770	2	36.469	24.597	28.401	1:29.467
3	35.640	24.149	27.675	1:27.464	3	36.593	25.553	28.533	1:30.679	3	37.334	24.988	27.920	1:30.242
4	35.966	24.047	27.542	1:27.555	4	37.153	25.357	28.213	1:30.723	4	36.983	24.772	28.170	1:29.925
5	35.787	23.933	27.628	1:27.348	5	37.404	24.599	28.657	1:30.660	5	36.854	25.032	28.329	1:30.215
6	35.644	24.096	27.507	1:27.247	6	36.916	25.352	28.816	1:31.084	6	36.528	25.446	28.081	1:30.055
7	35.660	23.939	27.406	1:27.005	7	36.691	24.890	28.046	1:29.627	7	36.649	24.483	27.733	1:28.865
8	35.646	23.936	27.615	1:27.197	8	36.571	24.941	28.456	1:29.968	8	36.199	24.384	28.307	1:28.890
9	35.965	24.240	27.879	1:28.084	9	37.691	25.335	28.847	1:31.873	9	36.431	24.599	28.085	1:29.115
10	36.499	24.695	28.190	1:29.384	10	37.190	24.789	28.632	1:30.611	10	42.176	24.427	28.587	1:35.190
11	36.507	24.507	28.135	1:29.149	11	36.744	24.982	28.825	1:30.551	11	36.808	24.762	28.480	1:30.050
12	36.401	24.437	28.174	1:29.012	12	36.946	26.441	30.122	1:33.509	12	36.725	24.628	28.039	1:29.392
13	36.256	24.190	27.912	1:28.358	13	37.562	25.406	35.747	1:38.715					
14	36.154	24.164	28.034	1:28.352										



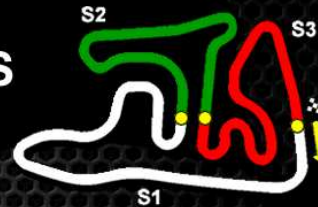
## KF

### KF Final (F)

#### Lap Time Analysis

For information purposes. No official / regulatory value

Laps	Sector 1	Sector 2	Sector 3	Lap Time	Laps	Sector 1	Sector 2	Sector 3	Lap Time	Laps	Sector 1	Sector 2	Sector 3	Lap Time
13	36.626	25.152	29.137	1:30.915	12	36.961	24.934	28.437	<b>1:30.332</b>	11	37.895	25.450	29.219	1:32.564
14	37.759	24.918	28.251	1:30.928	13	37.505	25.070	28.282	1:30.857	12	37.578	26.074	29.647	1:33.299
15	36.442	25.002	28.290	1:29.734	14	37.858	25.085	28.250	1:31.193	13	38.125	26.059	29.542	1:33.726
<b>No.213 DABSKI KAROL</b>					<b>No.218 STUPENKOV EGOR</b>					<b>No.222 GOMEZ SIDNEY</b>				
1	<b>38.925</b>	<b>25.061</b>	<b>28.750</b>	<b>1:32.736</b>	1	<b>39.964</b>	<b>25.585</b>	<b>29.248</b>	<b>1:34.797</b>	1	<b>3:31.499</b>	<b>26.404</b>	<b>30.511</b>	<b>1:35.182</b>
2	<b>36.681</b>	<b>24.633</b>	<b>28.341</b>	<b>1:29.655</b>	2	<b>36.500</b>	<b>24.878</b>	<b>28.488</b>	<b>1:29.866</b>	2	<b>37.702</b>	<b>25.808</b>	<b>28.955</b>	<b>1:32.465</b>
3	<b>36.318</b>	24.664	<b>28.183</b>	<b>1:29.165</b>	3	<b>35.794</b>	<b>24.242</b>	<b>27.987</b>	<b>1:28.023</b>	3	39.236	<b>24.682</b>	<b>28.730</b>	1:32.648
4	<b>36.064</b>	<b>24.497</b>	28.501	<b>1:29.062</b>	4	<b>35.678</b>	<b>24.123</b>	28.211	<b>1:28.012</b>	4	<b>37.318</b>	24.911	29.179	<b>1:31.408</b>
5	36.572	24.672	28.214	1:29.458	5	35.958	24.386	<b>27.957</b>	1:28.301	5	<b>37.016</b>	24.863	28.982	<b>1:30.861</b>
6	36.305	<b>24.308</b>	28.353	<b>1:28.966</b>	6	36.019	24.680	28.045	1:28.744	6	<b>36.730</b>	<b>24.626</b>	<b>28.137</b>	<b>1:29.493</b>
7	36.423	24.320	<b>28.176</b>	<b>1:28.919</b>	7	36.157	25.254	28.560	1:29.971	7	36.983	<b>24.274</b>	28.286	1:29.543
8	36.539	24.502	<b>28.107</b>	1:29.148	8	35.889	24.164	27.987	1:28.040	<b>No.223 ROSSEL KEVIN</b>				
9	36.739	24.490	28.308	1:29.537	9	36.086	24.390	28.095	1:28.571	1	<b>39.024</b>	<b>24.708</b>	<b>28.454</b>	<b>1:32.186</b>
10	36.294	24.563	28.392	1:29.249	10	36.314	24.520	28.301	1:29.135	2	<b>36.733</b>	<b>24.589</b>	<b>28.193</b>	<b>1:29.515</b>
11	36.738	24.829	28.314	1:29.881	11	36.474	24.897	28.507	1:29.878	3	<b>36.624</b>	<b>24.462</b>	<b>28.192</b>	<b>1:29.278</b>
12	36.666	25.032	<b>28.059</b>	1:29.757	12	36.130	24.982	28.512	1:29.624	4	<b>36.357</b>	<b>24.383</b>	28.314	<b>1:29.054</b>
13	36.447	24.571	28.436	1:29.454	13	35.874	24.550	28.118	1:28.542	5	<b>36.107</b>	<b>24.209</b>	<b>28.159</b>	<b>1:28.475</b>
14	36.885	25.139	28.239	1:30.263	14	36.005	24.391	28.201	1:28.597	6	36.263	24.288	28.575	1:29.126
15	37.004	25.261	28.446	1:30.711	15	36.176	24.217	28.441	1:28.834	7	36.128	25.051	28.195	1:29.374
<b>No.214 BERTONELLI DIEGO</b>					<b>No.220 MAESTRANZI MARCO</b>					8 36.260 24.442 28.178 1:28.880				
1	<b>40.463</b>	<b>25.624</b>	<b>29.549</b>	<b>1:35.636</b>	1	<b>40.986</b>	<b>26.323</b>	<b>29.906</b>	<b>1:37.215</b>	9	36.909	24.515	<b>28.007</b>	1:29.431
2	<b>40.239</b>	<b>24.500</b>	<b>28.386</b>	<b>1:33.125</b>	2	<b>38.100</b>	<b>25.833</b>	<b>28.724</b>	<b>1:32.657</b>	10	36.552	24.589	28.471	1:29.612
3	<b>36.337</b>	25.144	<b>28.360</b>	<b>1:29.841</b>	3	<b>37.528</b>	<b>25.127</b>	<b>28.527</b>	<b>1:31.182</b>	11	36.708	24.562	28.360	1:29.630
4	36.766	24.729	<b>28.182</b>	<b>1:29.677</b>	4	<b>37.051</b>	<b>24.703</b>	28.767	<b>1:30.521</b>	12	36.641	24.956	28.113	1:29.710
5	<b>35.908</b>	24.583	28.650	<b>1:29.141</b>	5	38.050	<b>24.588</b>	28.670	1:31.308	13	36.470	24.280	28.346	1:29.096
6	36.379	24.570	29.190	1:30.139	6	37.757	<b>24.524</b>	28.721	1:31.002	14	36.810	24.688	28.389	1:29.887
7	36.416	24.573	<b>28.016</b>	<b>1:29.005</b>	7	<b>36.921</b>	24.639	29.338	1:30.898	15	36.317	25.044	28.557	1:29.918
8	36.164	24.509	28.057	<b>1:28.730</b>	8	<b>36.817</b>	25.088	28.728	1:30.633	<b>No.224 ZHOU GUAN YU</b>				
9	36.231	24.821	28.289	1:29.341	9	36.984	24.552	28.711	<b>1:30.247</b>	1	<b>43.119</b>	<b>25.832</b>	<b>29.404</b>	<b>1:38.355</b>
10	36.527	24.988	28.578	1:30.093	10	37.837	25.264	29.644	1:32.745	2	<b>38.051</b>	<b>25.276</b>	<b>28.673</b>	<b>1:32.000</b>
11	36.359	25.271	28.166	1:29.796	11	37.634	25.624	29.142	1:32.400	3	<b>37.819</b>	29.007	28.717	1:35.543
12	36.855	25.073	28.430	1:30.358	12	37.720	25.084	29.429	1:32.233	4	<b>37.168</b>	25.892	<b>28.629</b>	<b>1:31.689</b>
13	36.398	25.330	28.341	1:30.069	13	38.019	25.097	28.915	1:32.031	5	37.552	<b>24.525</b>	28.989	<b>1:31.066</b>
14	36.678	<b>24.489</b>	28.346	1:29.513	14	37.678	24.819	29.012	1:31.509	6	<b>36.825</b>	<b>24.412</b>	<b>28.589</b>	<b>1:29.826</b>
15	36.412	24.498	28.150	1:29.060	15	36.993	<b>24.438</b>	28.685	<b>1:30.116</b>	7	36.877	24.584	<b>28.395</b>	1:29.856
<b>No.215 SATO MARINO</b>					<b>No.221 LAVELLI KEVIN</b>					8 <b>36.498</b> 24.796 28.423 <b>1:29.717</b>				
1	<b>49.391</b>	<b>25.495</b>	<b>29.201</b>	<b>1:44.087</b>	1	<b>40.211</b>	<b>26.630</b>	<b>30.299</b>	<b>1:37.140</b>	9	37.391	24.497	<b>28.268</b>	1:30.156
2	<b>37.578</b>	<b>25.459</b>	<b>28.849</b>	<b>1:31.886</b>	2	41.942	26.752	<b>28.788</b>	1:37.482	10	37.476	24.695	28.705	1:30.876
3	<b>36.810</b>	25.732	<b>28.683</b>	<b>1:31.225</b>	3	<b>36.563</b>	<b>25.096</b>	<b>28.616</b>	<b>1:30.275</b>	11	36.912	25.338	<b>28.228</b>	1:30.478
4	37.367	<b>25.171</b>	<b>28.199</b>	<b>1:30.737</b>	4	<b>36.195</b>	<b>24.999</b>	<b>28.417</b>	<b>1:29.611</b>	12	36.637	24.808	28.336	1:29.781
5	37.406	25.711	28.843	1:31.960	5	36.635	<b>24.656</b>	28.715	1:30.006	13	36.899	24.663	28.250	1:29.812
6	37.359	<b>24.615</b>	28.433	<b>1:30.407</b>	6	36.620	24.926	28.437	1:29.983	14	37.211	24.923	28.659	1:30.793
7	<b>36.733</b>	28.635	28.285	1:33.653	7	37.158	24.764	28.885	1:30.807	15	36.865	24.611	28.535	1:30.011
8	37.431	24.989	28.454	1:30.874	8	36.841	24.768	28.528	1:30.137	<b>No.225 NORRIS OLLIE</b>				
9	37.574	25.051	28.501	1:31.126	9	37.080	25.699	28.707	1:31.486	1	<b>40.355</b>	<b>27.547</b>	<b>29.775</b>	<b>1:37.677</b>
10	37.395	24.720	28.785	1:30.900	10	37.109	25.925	29.336	1:32.370	2	<b>37.802</b>	<b>25.606</b>	<b>28.329</b>	<b>1:31.737</b>
11	37.234	25.100	<b>28.180</b>	1:30.514						3	38.792	<b>25.028</b>	<b>28.112</b>	1:31.932

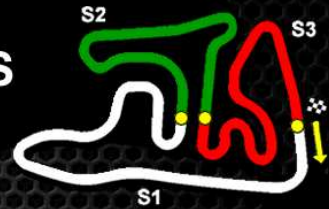


## KF Final (F)

### Lap Time Analysis

For information purposes. No official / regulatory value

Laps	Sector 1	Sector 2	Sector 3	Lap Time	Laps	Sector 1	Sector 2	Sector 3	Lap Time	Laps	Sector 1	Sector 2	Sector 3	Lap Time
4	37.119	24.685	28.660	1:30.464	10	36.996	24.866	28.888	1:30.750	9	35.952	24.521	28.379	1:28.852
5	37.107	24.341	28.613	1:30.061	11	37.175	25.229	28.775	1:31.179	10	36.719	24.596	28.983	1:30.298
6	36.924	24.874	28.939	1:30.737	12	37.335	24.802	28.905	1:31.042	11	36.836	25.275	28.214	1:30.325
7	40.702	24.674	28.214	1:33.590	13	37.056	25.410	28.551	1:31.017	12	36.526	25.202	28.901	1:30.629
8	37.056	24.884	29.571	1:31.511	14	37.063	24.918	28.756	1:30.737	13	36.589	24.892	28.434	1:29.915
9	38.106	25.206	28.292	1:31.604	15	36.920	24.687	28.901	1:30.508	14	36.524	24.530	28.817	1:29.871
10	37.580	24.646	28.879	1:31.105	<b>No.230 LORANDI ALESSIO</b>					15	36.146	24.268	28.661	1:29.075
11	38.026	24.749	29.069	1:31.844	1	41.595	25.972	39.677	1:47.244	<b>No.234 OKADA TAKUYA</b>				
12	38.075	25.345	29.326	1:32.746	2	36.675	24.751	28.672	1:30.098	1	44.155	25.192	31.864	1:41.211
13	38.251	26.201	29.028	1:33.480	3	36.611	24.655	28.552	1:29.818	2	37.264	25.247	29.104	1:31.615
14	37.794	25.408	28.993	1:32.195	4	37.550	24.902	1:00.359	2:02.811	3	36.712	29.088	29.020	1:34.820
15	38.231	24.617	28.345	1:31.193	5	36.868	24.641	27.863	1:29.372	4	37.254	25.546	28.115	1:30.915
<b>No.226 DARUVALA JEHAN</b>					6	36.362	24.315	27.967	1:28.644	5	37.017	25.112	28.843	1:30.972
1	47.635	24.789	30.417	1:42.841	7	35.983	24.414	27.748	1:28.145	6	37.237	24.775	28.339	1:30.351
2	37.524	25.348	28.499	1:31.371	8	36.161	24.443	27.887	1:28.491	7	36.473	31.623	29.101	1:37.197
3	36.711	28.392	28.147	1:33.250	9	36.104	24.476	27.935	1:28.515	8	37.005	24.673	31.727	1:33.405
4	36.849	24.917	28.431	1:30.197	10	36.587	24.266	27.929	1:28.782	9	36.454	25.346	28.613	1:30.413
5	37.394	24.729	28.821	1:30.944	11	36.258	24.545	28.206	1:29.009	10	37.268	25.559	29.318	1:32.145
6	37.209	24.553	32.271	1:34.033	12	36.419	24.448	27.632	1:28.499	11	37.383	25.577	28.892	1:31.852
7	36.435	24.609	28.099	1:29.143	13	36.412	24.620	27.426	1:28.458	12	37.361	25.129	28.574	1:31.064
8	36.294	24.755	28.204	1:29.253	14	36.276	24.499	28.818	1:29.593	13	37.175	25.015	29.193	1:31.383
9	36.989	24.443	28.471	1:29.903	15	36.816	24.317	28.367	1:29.500	14	36.710	24.733	28.614	1:30.057
10	37.149	24.915	28.441	1:30.505	<b>No.232 VOLKOV EVGENIY</b>					15	37.812	25.080	28.624	1:31.516
11	37.292	24.984	29.146	1:31.422	1	40.112	26.153	30.309	1:36.574	<b>No.236 TUJULA TUOMAS</b>				
12	37.153	27.101	28.291	1:32.545	2	37.472	24.380	27.828	1:29.680	1	41.335	25.680	29.636	1:36.651
13	36.740	25.064	28.533	1:30.337	3	36.702	24.485	27.969	1:29.156	<b>No.238 VAN LEEUWEN MARTIJN</b>				
14	36.785	24.755	28.793	1:30.333	4	36.341	24.515	31.984	1:32.840	1	38.581	24.743	28.533	1:31.857
15	36.709	24.768	28.562	1:30.039	5	35.744	24.512	28.336	1:28.592	2	36.374	24.227	28.086	1:28.687
<b>No.227 NORRIS LANDO</b>					6	35.905	24.493	28.396	1:28.794	3	36.300	24.392	28.056	1:28.748
1	41.515	26.292	32.022	1:39.829	7	36.183	24.887	27.799	1:28.869	4	36.329	24.220	28.041	1:28.590
2	39.343	25.607	30.242	1:35.192	8	36.004	24.257	28.128	1:28.389	5	35.917	24.151	28.181	1:28.249
3	38.351	26.099	29.732	1:34.182	9	36.072	24.461	28.178	1:28.711	6	36.389	24.049	28.185	1:28.623
4	37.439	25.129	29.091	1:31.659	10	36.151	25.055	28.147	1:29.353	7	35.918	29.135	29.680	1:34.733
5	37.392	24.706	28.992	1:31.090	11	36.393	27.743	28.901	1:33.037	8	36.461	24.442	28.449	1:29.352
6	37.203	25.575	29.612	1:32.390	12	36.415	25.974	28.627	1:31.016	9	36.518	24.706	28.447	1:29.671
7	37.318	24.993	28.912	1:31.223	13	36.400	25.027	28.443	1:29.870	10	36.594	25.289	28.938	1:30.821
8	37.634	25.688	29.368	1:32.690	14	36.146	25.328	28.030	1:29.504	11	37.006	25.164	28.755	1:30.925
<b>No.228 MARTYNYUK MAXIM</b>					15	36.166	24.692	28.486	1:29.344	12	36.885	25.361	28.477	1:30.723
1	40.176	26.107	30.167	1:36.450	<b>No.233 SITNIKOV NIKITA</b>					13	36.807	24.763	28.348	1:29.918
2	39.144	24.783	28.950	1:32.877	1	39.766	25.907	29.241	1:34.914	14	36.599	24.755	28.252	1:29.606
3	37.231	24.969	28.757	1:30.957	2	37.335	24.651	28.599	1:30.585	15	36.271	24.669	28.968	1:29.908
4	36.967	25.632	28.396	1:30.995	3	36.241	24.506	28.014	1:28.761	<b>No.241 CUCCO STEFANO</b>				
5	37.315	24.713	28.854	1:30.882	4	35.810	24.702	28.547	1:29.059	1	39.528	25.429	28.838	1:33.795
6	36.919	24.513	28.656	1:30.088	5	36.182	24.489	28.441	1:29.112	2	36.748	24.779	28.151	1:29.678
7	37.218	24.711	28.604	1:30.533	6	36.043	24.465	28.095	1:28.603	3	36.048	24.187	28.457	1:28.692
8	36.854	25.081	28.436	1:30.371	7	36.009	24.568	27.973	1:28.550	4	36.597	24.617	27.864	1:29.078
9	36.787	25.943	28.393	1:31.123	8	36.032	24.761	28.010	1:28.803	5	36.308	24.528	27.996	1:28.832



## KF

### KF Final (F)

#### Lap Time Analysis

For information purposes. No official / regulatory value

Laps	Sector 1	Sector 2	Sector 3	Lap Time	Laps	Sector 1	Sector 2	Sector 3	Lap Time
6	36.413	24.667	28.288	1:29.368	5	37.275	24.732	<b>28.590</b>	1:30.597
7	36.168	24.215	28.728	1:29.111	6	36.779	24.967	28.646	1:30.392
8	36.487	24.460	28.581	1:29.528	7	36.556	28.427	34.126	1:39.109
9	36.626	24.434	29.301	1:30.361	8	37.613	28.879	29.149	1:35.641
10	36.577	24.977	28.751	1:30.305	9	36.770	25.940	29.126	1:31.836
11	37.081	25.780	28.648	1:31.509	10	37.686	25.429	29.121	1:32.236
12	36.767	24.941	28.715	1:30.423	11	37.017	24.889	28.993	1:30.899
13	36.894	24.294	29.420	1:30.608	12	37.244	<b>24.679</b>	29.109	1:31.032
14	36.590	24.826	28.735	1:30.151	13	37.809	25.580	28.925	1:32.314
15	36.219	24.591	28.711	1:29.521	14	37.830	24.888	28.843	1:31.561
					15	37.479	24.744	<b>28.436</b>	1:30.659

#### No.242 CHAIMONGKOL SASAKORN

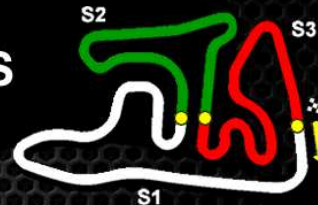
1	<b>39.806</b>	<b>25.978</b>	<b>29.407</b>	<b>1:35.191</b>
2	<b>37.631</b>	<b>24.609</b>	<b>28.248</b>	<b>1:30.488</b>
3	<b>36.554</b>	<b>24.458</b>	<b>28.241</b>	<b>1:29.253</b>
4	<b>36.472</b>	25.289	32.602	1:34.363
5	37.051	24.478	28.275	1:29.804
6	<b>36.388</b>	<b>24.424</b>	<b>28.198</b>	<b>1:29.010</b>
7	36.525	<b>24.378</b>	28.330	1:29.233
8	36.613	24.385	28.451	1:29.449
9	36.724	24.742	28.533	1:29.999
10	37.201	25.198	28.547	1:30.946
11	37.192	25.614	28.752	1:31.558
12	37.238	25.247	28.618	1:31.103
13	37.376	25.588	29.186	1:32.150
14	38.331	25.333	28.438	1:32.102
15	37.339	25.185	28.611	1:31.135

#### No.245 GRZYB MICHAL

1	<b>40.796</b>	<b>26.606</b>	<b>30.430</b>	<b>1:37.832</b>
2	<b>37.356</b>	<b>25.874</b>	<b>29.022</b>	<b>1:32.252</b>
3	<b>37.109</b>	<b>25.060</b>	<b>27.902</b>	<b>1:30.071</b>
4	<b>36.660</b>	29.260	<b>27.865</b>	1:33.785
5	<b>36.253</b>	25.329	28.479	<b>1:30.061</b>
6	<b>36.189</b>	<b>24.668</b>	28.251	<b>1:29.108</b>
7	<b>36.115</b>	24.799	28.145	<b>1:29.059</b>
8	36.527	25.015	28.696	1:30.238
9	36.933	24.891	28.507	1:30.331
10	36.218	25.346	28.324	1:29.888
11	36.592	25.226	39.772	1:41.590
12	37.521	30.020	28.711	1:36.252
13	37.183	25.183	29.016	1:31.382
14	36.559	25.099	33.824	1:35.482
15	40.852	25.702	29.484	1:36.038

#### No.248 KARI NIKO

1	<b>39.132</b>	<b>24.992</b>	<b>28.921</b>	<b>1:33.045</b>
2	<b>36.772</b>	25.487	<b>28.840</b>	<b>1:31.099</b>
3	36.978	25.077	<b>28.651</b>	<b>1:30.706</b>
4	<b>36.406</b>	<b>24.699</b>	<b>28.598</b>	<b>1:29.703</b>



**KF**

**KF**  
**Final (F)**  
**Starting Grid**

Subject to scrutineering & sporting investigations

235	<b>SETTE CAMARA SERGIO</b> ART GP / TM / DUNLOP		<b>17</b>	245	<b>GRZYB MICHAL</b> BIREL / TM / DUNLOP	
233	<b>SITNIKOV NIKITA</b> TONY KART / PARILLA / DUNLOP		<b>16</b>	232	<b>VOLKOV EVGENIY</b> TONY KART / PARILLA / DUNLOP	
244	<b>VIGORITO GIANNI</b> EXPRIT / TM / DUNLOP		<b>15</b>	225	<b>NORRIS OLLIE</b> FA KART / VORTEX / DUNLOP	
208	<b>SORENSEN CHRISTIAN</b> ART GP / TM / DUNLOP		<b>14</b>	234	<b>OKADA TAKUYA</b> ART GP / TM / DUNLOP	
242	<b>CHAIMONGKOL SASAKORN</b> BIREL / TM / DUNLOP		<b>13</b>	228	<b>MARTYNYUK MAXIM</b> ENERGY / TM / DUNLOP	
227	<b>NORRIS LANDO</b> FA KART / VORTEX / DUNLOP		<b>12</b>	206	<b>KORNEEV AEXEY</b> TONY KART / VORTEX / DUNLOP	
248	<b>KARI NIKO</b> TONY KART / VORTEX / DUNLOP		<b>11</b>	220	<b>MAESTRANZI MARCO</b> TOP KART / PARILLA / DUNLOP	
241	<b>CUCCO STEFANO</b> BIREL / TM / DUNLOP		<b>10</b>	224	<b>ZHOU GUAN YU</b> FA KART / VORTEX / DUNLOP	
213	<b>DABSKI KAROL</b> PRAGA / PARILLA / DUNLOP		<b>9</b>	215	<b>SATO MARINO</b> PRAGA / PARILLA / DUNLOP	
218	<b>STUPENKOV EGOR</b> ENERGY / TM / DUNLOP		<b>8</b>	211	<b>DARRAS JULIEN</b> KOSMIC / VORTEX / DUNLOP	
221	<b>LAVELLI KEVIN</b> TOP KART / PARILLA / DUNLOP		<b>7</b>	205	<b>AUBRY GABRIEL</b> TONY KART / VORTEX / DUNLOP	
223	<b>ROSSEL KEVIN</b> TONY KART / TM / DUNLOP		<b>6</b>	222	<b>GOMEZ SIDNEY</b> CRG / TM / DUNLOP	
214	<b>BERTONELLI DIEGO</b> PRAGA / PARILLA / DUNLOP		<b>5</b>	226	<b>DARUVALA JEHAN</b> FA KART / VORTEX / DUNLOP	
236	<b>TUJULA TUOMAS</b> ART GP / TM / DUNLOP		<b>4</b>	230	<b>LORANDI ALESSIO</b> TONY KART / TM / DUNLOP	
238	<b>VAN LEEUWEN MARTIJN</b> ZANARDI / PARILLA / DUNLOP		<b>3</b>	202	<b>ILOTT CALLUM</b> ZANARDI / PARILLA / DUNLOP	
204	<b>MAZEPIN NIKITA</b> TONY KART / VORTEX / DUNLOP		<b>2</b>	210	<b>NICKLAS NIELSEN</b> KOSMIC / VORTEX / DUNLOP	
203	<b>BASZ KAROL</b> TONY KART / VORTEX / DUNLOP		<b>1</b>	201	<b>JOYNER TOM</b> ZANARDI / PARILLA / DUNLOP	

POLE POSITION





KF

Document 33

## KF Pre Final B (PFB) Results

Subject to scrutineering & sporting investigations

Rnk	No.	Entrant	Nat	Driver	Nat	Equipment	Laps	Gap	Interv.	Best Lap	Points
1	203	TONY KART RACING TEAM	ITA	<b>BASZ KAROL</b>	POL	TONY KART / VORTEX / DUNLOP	12			1:24.467	<b>30</b>
2	204	TONY KART RACING TEAM	ITA	<b>MAZEPIN NIKITA</b>	RUS	TONY KART / VORTEX / DUNLOP	12	<b>4.251</b>	4.251	1:25.210	<b>20</b>
3	238	Keijzer Racing	NLD	<b>VAN LEEUWEN MARTIJN</b>	NLD	ZANARDI / PARILLA / DUNLOP	12	<b>7.284</b>	3.033	1:25.016	<b>10</b>
4	236	ART GRAND PRIX FINLAND	FIN	<b>TUJULA TUOMAS</b>	FIN	ART GP / TM / DUNLOP	12	<b>7.791</b>	0.507	1:24.851	<b>9</b>
5	214	PRAGA KART RACING	CZE	<b>BERTONELLI DIEGO</b>	ITA	PRAGA / PARILLA / DUNLOP	12	<b>7.942</b>	0.151	1:24.618	<b>8</b>
6	223	Forza Racing	GBR	<b>ROSSEL KEVIN</b>	DNK	TONY KART / TM / DUNLOP	12	<b>8.360</b>	0.418	1:24.611	<b>7</b>
7	221	COMER TOP KART	ITA	<b>LAVELLI KEVIN</b>	ITA	TOP KART / PARILLA / DUNLOP	12	<b>10.269</b>	1.909	1:24.808	<b>6</b>
8	218	ENERGY CORSE SRL	ITA	<b>STUPENKOV EGOR</b>	RUS	ENERGY / TM / DUNLOP	12	<b>12.256</b>	1.987	1:24.897	<b>5</b>
9	213	PRAGA KART RACING	CZE	<b>DABSKI KAROL</b>	POL	PRAGA / PARILLA / DUNLOP	12	<b>14.248</b>	1.992	1:25.203	<b>4</b>
10	241	BIREL MOTORSPORT	ITA	<b>CUCCO STEFANO</b>	ITA	BIREL / TM / DUNLOP	12	<b>16.473</b>	2.225	1:24.754	<b>3</b>
11	248	Ward Racing	SWE	<b>KARI NIKO</b>	FIN	TONY KART / VORTEX / DUNLOP	12	<b>19.550</b>	3.077	1:25.460	<b>2</b>
12	227	Ricky Flynn Motorsport	GBR	<b>NORRIS LANDO</b>	GBR	FA KART / VORTEX / DUNLOP	12	<b>20.991</b>	1.441	1:25.799	<b>1</b>
13	242	BIREL MOTORSPORT	ITA	<b>CHAIMONGKOL SASAKI</b>	THA	BIREL / TM / DUNLOP	12	<b>21.175</b>	0.184	1:25.971	<b>0</b>
14	208	ART GRAND PRIX SRL	ITA	<b>SORENSEN CHRISTIAN</b>	DNK	ART GP / TM / DUNLOP	12	<b>21.511</b>	0.336	1:25.934	<b>0</b>
15	244	RB KART TECHNOLOGY	CHE	<b>VIGORITO GIANNI</b>	ITA	EXPRIT / TM / DUNLOP	12	<b>24.152</b>	2.641	1:26.015	<b>0</b>
16	233	Team Komarov	RUS	<b>SITNIKOV NIKITA</b>	RUS	TONY KART / PARILLA / DUNLOP	12	<b>28.908</b>	4.756	1:27.075	<b>0</b>
17	235	ART GRAND PRIX SRL	ITA	<b>SETTE CAMARA SERGIO</b>	BRA	ART GP / TM / DUNLOP	12	<b>29.321</b>	0.413	1:26.155	<b>0</b>

### Not Qualified

18	240	Kartronix International	GBR	<b>FONG JULIEN</b>	SGP	TONY KART / TM / DUNLOP	12	<b>30.866</b>	1.545	1:26.443	<b>0</b>
19	231	Crg SPA	ITA	<b>MARCU DIONISIOS</b>	ROU	CRG / TM / DUNLOP	12	<b>31.827</b>	0.961	1:26.547	<b>0</b>
20	219	ENERGY CORSE SRL	ITA	<b>HORN MORITZ</b>	DEU	ENERGY / TM / DUNLOP	12	<b>34.809</b>	2.982	1:26.584	<b>0</b>
21	251	DR SRL	ITA	<b>MAXIM KIM</b>	RUS	DR / TM / DUNLOP	12	<b>36.098</b>	1.289	1:26.367	<b>0</b>
22	243	RB KART TECHNOLOGY	CHE	<b>ZHIRKOV ALEXANDER</b>	RUS	EXPRIT / TM / DUNLOP	10	<b>2 Laps</b>	2 Laps	1:27.354	<b>0</b>

### Not Classified

	217	Forza Racing	GBR	<b>SHLOM YAN</b>	RUS	TONY KART / TM / DUNLOP		<b>DNS</b>			
	229	BABY RACE	ITA	<b>MARTUCCI MARIO</b>	ITA	TONY KART / TM / DUNLOP		<b>DNS</b>			

Leaders : No.203 BASZ KAROL (1-12)

Start Time : 23/03 - 12:00:31

Best Lap : No.203 BASZ KAROL 1:24.467 72,41 Kph

Weather : Cloudy Air : 17°C Track : Wet

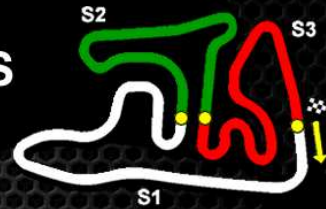
Event Record : No.226 DARUVALA JEHAN 1:06.637 91,78 Kph



# WSK SUPER MASTER SERIES

## SARNO 20 - 23.03.2014

### ITALY



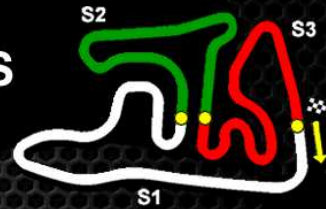
## KF

### KF Pre Final B (PFB)

#### Lap Chart

For information purposes. No official / regulatory value

	1	2	3	4	5	6	7	8	9	10	11	12	13	14	15	16	17	18	19	20	21	22	23	24
Grid	203	248	204	233	219	238	244	213	251	221	240	223	235	231	218	208	242	227	236	214	243	241	<del>217</del>	<del>229</del>
Start	203	204	248	233	219	238	251	213	240	221	235	223	218	242	231	208	227	236	214	241	243	244		
Lap 1 Interval	203	204 1.0	238 0.7	213 0.5	233 0.6	218 0.2	242 0.2	214 0.3	223 0.3	208 0.8	236 0.1	241 0.3	227 0.5	243 0.3	221 0.3	244 0.0	231 0.6	251 0.5	248 0.5	235 0.3	219 2.1	240 0.4		
Lap 2	203	204 1.7	238 2.1	213 0.2	218 0.7	223 0.6	214 0.4	233 0.9	236 0.0	208 0.3	221 0.8	227 0.1	242 1.0	244 0.3	243 0.5	231 0.4	248 0.0	235 0.9	251 0.0	241 0.9	240 0.5	219 0.6		
Lap 3	203	204 2.1	238 3.2	213 0.1	218 0.4	223 0.0	214 0.2	236 1.1	221 1.7	233 0.2	208 0.1	227 0.6	244 0.9	242 0.3	248 1.0	243 0.3	235 1.0	241 0.1	251 0.9	231 0.2	240 0.0	219 1.9		
Lap 4	203	204 2.0	238 3.8	213 0.5	223 0.5	218 0.1	214 0.1	236 0.3	221 0.8	233 2.4	208 0.1	227 0.4	244 0.5	242 0.2	248 0.8	241 0.9	243 0.9	251 2.0	240 0.5	231 0.5	219 1.5	235 0.6		
Lap 5	203	204 2.7	238 3.9	223 0.5	213 0.5	214 0.4	236 0.2	221 0.6	218 0.4	208 2.8	227 0.3	244 0.6	242 0.6	241 0.5	248 0.0	233 0.5	243 1.8	251 1.5	240 0.6	231 0.6	235 1.2	219 1.4		
Lap 6	203	204 2.9	238 4.0	223 0.0	213 1.2	236 0.1	214 0.3	221 0.5	218 0.6	208 4.0	227 0.9	242 0.2	244 0.4	241 0.2	248 0.4	233 0.5	243 2.0	251 0.7	240 1.1	231 0.7	235 0.5	219 2.2		
Lap 7	203	204 3.0	238 4.4	223 0.1	236 0.5	213 0.6	214 0.3	221 0.5	218 0.3	208 4.8	227 0.3	242 0.4	241 0.3	248 0.7	244 0.9	233 1.0	243 2.4	251 0.4	240 0.4	231 0.8	235 0.3	219 2.9		
Lap 8	203	204 2.9	238 3.9	236 0.5	223 0.4	213 0.7	214 0.4	221 0.5	218 0.2	227 6.0	208 0.2	241 0.6	248 0.3	242 0.3	244 1.6	233 1.3	251 3.0	240 0.3	235 0.7	243 0.0	231 0.1	219 3.2		
Lap 9	203	204 3.0	238 3.5	236 0.4	223 0.5	214 0.8	213 0.4	221 0.4	218 0.2	241 6.9	227 0.2	208 0.0	248 0.4	242 0.7	244 1.7	233 2.5	235 3.1	240 0.1	231 0.7	219 3.0	251 1.6	243 1.3		
Lap 10	203	204 3.1	238 3.4	236 0.2	223 0.8	214 0.3	221 1.6	218 0.7	213 2.8	241 2.9	227 1.1	208 0.1	248 0.3	242 0.8	244 1.8	233 3.7	235 2.2	240 0.8	231 0.2	219 3.1	251 1.5	243 7.7		
Lap 11	203	204 3.5	238 3.0	236 0.1	223 0.6	214 0.3	221 2.3	218 0.3	213 3.2	241 2.6	227 2.2	248 0.0	208 0.5	242 0.5	244 2.2	233 4.3	235 1.3	240 1.1	231 0.6	219 3.1	251 1.0			
Lap 12	203	204 4.2	238 3.0	236 0.5	214 0.1	223 0.4	221 1.9	218 1.9	213 1.9	241 2.2	248 3.0	227 1.4	242 0.1	208 0.3	244 2.6	233 4.7	235 0.4	240 1.5	231 0.9	219 2.9	251 1.2			



## KF

### KF Pre Final B (PFB)

#### Lap Time Analysis

For information purposes. No official / regulatory value

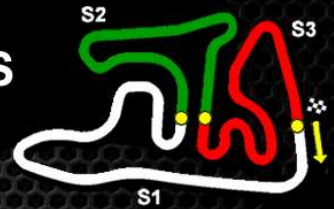
Laps	Sector 1	Sector 2	Sector 3	Lap Time	Laps	Sector 1	Sector 2	Sector 3	Lap Time	Laps	Sector 1	Sector 2	Sector 3	Lap Time
<b>No.203 BASZ KAROL</b>					8	34.871	<b>23.605</b>	27.079	<b>1:25.555</b>	3	<b>35.023</b>	24.197	<b>27.154</b>	<b>1:26.374</b>
1	<b>35.509</b>	<b>23.474</b>	<b>26.918</b>	<b>1:25.901</b>	9	34.882	<b>23.547</b>	27.372	1:25.801	4	<b>34.574</b>	23.795	<b>26.884</b>	<b>1:25.253</b>
2	<b>34.839</b>	23.657	27.092	<b>1:25.588</b>	10	39.077	23.569	27.014	1:29.660	5	34.885	24.112	27.087	1:26.084
3	34.879	23.789	<b>26.780</b>	<b>1:25.448</b>	11	34.824	23.642	<b>26.848</b>	<b>1:25.314</b>	6	34.932	23.857	26.943	1:25.732
4	34.991	23.631	27.226	1:25.848	12	34.933	<b>23.479</b>	<b>26.791</b>	<b>1:25.203</b>	7	34.796	24.163	<b>26.879</b>	1:25.838
5	<b>34.799</b>	23.770	26.855	<b>1:25.424</b>	<b>No.214 BERTONELLI DIEGO</b>					8	34.883	23.805	26.944	1:25.632
6	34.921	<b>23.405</b>	27.148	1:25.474	1	<b>36.712</b>	<b>24.243</b>	<b>27.455</b>	<b>1:28.410</b>	9	34.876	<b>23.538</b>	<b>26.804</b>	<b>1:25.218</b>
7	34.992	23.524	27.040	1:25.556	2	<b>35.170</b>	24.705	27.785	<b>1:27.660</b>	10	34.915	23.657	27.119	1:25.691
8	34.985	23.581	27.257	1:25.823	3	<b>34.840</b>	<b>23.768</b>	<b>27.189</b>	<b>1:25.797</b>	11	34.641	23.634	27.014	1:25.289
9	34.865	<b>23.317</b>	27.205	<b>1:25.387</b>	4	35.584	24.007	27.287	1:26.878	12	<b>34.351</b>	23.588	26.869	<b>1:24.808</b>
10	34.821	23.729	26.811	<b>1:25.361</b>	5	34.994	23.976	27.345	1:26.315	<b>No.223 ROSSEL KEVIN</b>				
11	34.894	<b>23.279</b>	26.895	<b>1:25.068</b>	6	34.852	24.115	27.208	1:26.175	1	<b>37.446</b>	<b>24.591</b>	<b>27.440</b>	<b>1:29.477</b>
12	<b>34.682</b>	<b>23.070</b>	<b>26.715</b>	<b>1:24.467</b>	7	<b>34.811</b>	23.899	<b>27.105</b>	1:25.815	2	<b>35.696</b>	<b>24.217</b>	<b>26.986</b>	<b>1:26.899</b>
<b>No.204 MAZEPIN NIKITA</b>					8	35.107	<b>23.641</b>	<b>26.898</b>	<b>1:25.646</b>	3	<b>34.916</b>	<b>23.770</b>	27.264	<b>1:25.950</b>
1	<b>35.865</b>	<b>23.842</b>	<b>27.191</b>	<b>1:26.898</b>	9	<b>34.730</b>	<b>23.345</b>	<b>26.819</b>	<b>1:24.894</b>	4	35.622	24.074	27.155	1:26.851
2	<b>35.022</b>	23.856	27.376	<b>1:26.254</b>	10	<b>34.580</b>	23.461	26.838	<b>1:24.879</b>	5	<b>34.872</b>	23.887	<b>26.871</b>	<b>1:25.630</b>
3	<b>35.008</b>	<b>23.628</b>	27.231	<b>1:25.867</b>	11	34.646	<b>23.258</b>	<b>26.714</b>	<b>1:24.618</b>	6	<b>34.758</b>	<b>23.750</b>	<b>26.840</b>	<b>1:25.348</b>
4	35.015	23.645	<b>27.033</b>	<b>1:25.693</b>	12	<b>34.317</b>	23.510	26.992	1:24.819	7	35.239	23.883	26.899	1:26.021
5	35.162	23.846	27.165	1:26.173	<b>No.218 STUPENKOV EGOR</b>					8	34.930	23.801	27.357	1:26.088
6	35.055	23.656	<b>26.955</b>	<b>1:25.666</b>	1	<b>36.485</b>	<b>24.328</b>	<b>27.753</b>	<b>1:28.566</b>	9	34.789	<b>23.665</b>	<b>26.768</b>	<b>1:25.222</b>
7	<b>34.805</b>	23.676	27.144	<b>1:25.625</b>	2	<b>35.654</b>	<b>24.076</b>	<b>27.418</b>	<b>1:27.148</b>	10	34.924	<b>23.554</b>	26.927	1:25.405
8	34.808	23.732	27.206	1:25.746	3	<b>35.169</b>	<b>23.823</b>	27.528	<b>1:26.520</b>	11	<b>34.704</b>	<b>23.354</b>	<b>26.553</b>	<b>1:24.611</b>
9	34.918	23.643	<b>26.939</b>	<b>1:25.500</b>	4	35.389	24.069	27.635	1:27.093	12	35.259	23.377	26.932	1:25.568
10	34.946	23.703	<b>26.769</b>	<b>1:25.418</b>	5	35.543	24.896	27.444	1:27.883	<b>No.227 NORRIS LANDO</b>				
11	34.994	23.652	26.820	1:25.466	6	<b>34.935</b>	24.123	<b>26.824</b>	<b>1:25.882</b>	1	<b>38.816</b>	<b>24.268</b>	<b>27.755</b>	<b>1:30.839</b>
12	34.876	<b>23.440</b>	26.894	<b>1:25.210</b>	7	<b>34.860</b>	<b>23.770</b>	26.959	<b>1:25.589</b>	2	<b>35.504</b>	<b>23.699</b>	28.590	<b>1:27.793</b>
<b>No.208 SORENSEN CHRISTIAN</b>					8	<b>34.732</b>	23.774	26.996	<b>1:25.502</b>	3	35.507	23.852	27.901	<b>1:27.260</b>
1	<b>37.184</b>	<b>24.745</b>	<b>27.915</b>	<b>1:29.844</b>	9	34.816	<b>23.758</b>	<b>26.691</b>	<b>1:25.265</b>	4	<b>35.318</b>	24.292	<b>27.722</b>	1:27.332
2	<b>35.252</b>	<b>24.457</b>	28.230	<b>1:27.939</b>	10	34.870	24.300	26.991	1:26.161	5	35.335	23.765	<b>27.559</b>	<b>1:26.659</b>
3	35.953	<b>24.201</b>	<b>27.424</b>	<b>1:27.578</b>	11	<b>34.483</b>	<b>23.600</b>	26.814	<b>1:24.897</b>	6	35.363	24.978	<b>27.294</b>	1:27.635
4	35.890	<b>23.995</b>	27.613	<b>1:27.498</b>	12	34.738	23.985	27.722	1:26.445	7	<b>34.994</b>	<b>23.474</b>	<b>27.331</b>	<b>1:25.799</b>
5	<b>35.240</b>	24.131	<b>27.375</b>	<b>1:26.746</b>	<b>No.219 HORN MORITZ</b>					8	35.322	23.737	<b>27.294</b>	1:26.353
6	35.610	23.999	27.480	1:27.089	1	<b>43.906</b>	<b>24.562</b>	<b>28.244</b>	<b>1:36.712</b>	9	<b>34.689</b>	23.833	27.926	1:26.448
7	<b>34.967</b>	<b>23.938</b>	27.494	<b>1:26.399</b>	2	<b>36.007</b>	<b>24.561</b>	<b>27.983</b>	<b>1:28.551</b>	10	<b>34.644</b>	23.563	27.632	1:25.839
8	35.822	<b>23.869</b>	<b>27.262</b>	1:26.953	3	36.018	24.561	28.144	1:28.723	11	34.904	23.869	27.445	1:26.218
9	<b>34.889</b>	<b>23.814</b>	27.507	<b>1:26.210</b>	4	<b>35.537</b>	24.584	28.099	<b>1:28.220</b>	12	35.344	24.125	27.519	1:26.988
10	35.324	<b>23.765</b>	<b>26.845</b>	<b>1:25.934</b>	5	36.138	<b>24.309</b>	<b>27.847</b>	1:28.294	<b>No.231 MARCU DIONISIOS</b>				
11	35.676	23.769	27.316	1:26.761	6	<b>35.365</b>	<b>24.244</b>	<b>27.755</b>	<b>1:27.364</b>	1	<b>37.846</b>	<b>26.328</b>	<b>28.213</b>	<b>1:32.387</b>
12	35.820	23.918	27.088	1:26.826	7	35.408	24.468	<b>27.572</b>	1:27.448	2	<b>35.816</b>	<b>24.652</b>	28.421	<b>1:28.889</b>
<b>No.213 DABSKI KAROL</b>					8	35.403	<b>23.898</b>	28.004	<b>1:27.305</b>	3	36.502	24.709	28.706	1:29.917
1	<b>36.420</b>	<b>24.017</b>	<b>27.475</b>	<b>1:27.912</b>	9	<b>35.126</b>	24.234	27.771	<b>1:27.131</b>	4	36.047	24.973	<b>27.693</b>	<b>1:28.713</b>
2	<b>35.695</b>	<b>23.961</b>	27.633	<b>1:27.289</b>	10	35.308	23.962	<b>27.314</b>	<b>1:26.584</b>	5	<b>35.505</b>	<b>24.288</b>	<b>27.391</b>	<b>1:27.184</b>
3	<b>35.418</b>	23.980	27.488	<b>1:26.886</b>	11	35.186	<b>23.789</b>	27.869	1:26.844	6	35.546	<b>24.210</b>	27.481	1:27.237
4	35.640	<b>23.875</b>	<b>27.258</b>	<b>1:26.773</b>	12	35.218	23.835	27.663	1:26.716	7	<b>35.245</b>	<b>24.208</b>	27.521	<b>1:26.974</b>
5	<b>35.041</b>	24.656	<b>27.009</b>	<b>1:26.706</b>	<b>No.221 LAVELLI KEVIN</b>					8	<b>35.081</b>	<b>23.922</b>	28.349	1:27.352
6	<b>35.024</b>	23.916	27.144	<b>1:26.084</b>	1	<b>40.659</b>	<b>23.984</b>	<b>27.468</b>	<b>1:32.111</b>	9	35.598	24.208	27.464	1:27.270
7	<b>34.811</b>	24.106	27.100	<b>1:26.017</b>	2	<b>35.175</b>	<b>23.793</b>	28.043	<b>1:27.011</b>	10	35.181	24.037	<b>27.329</b>	<b>1:26.547</b>





# WSK SUPER MASTER SERIES

SARNO 20 - 23.03.2014  
ITALY



**KF**

**KF**  
**Pre Final B (PFB)**  
**Lap Time Analysis**

For information purposes. No official / regulatory value

























Laps	Sector 1	Sector 2	Sector 3	Lap Time
10	<b>34.781</b>	23.978	27.637	<b>1:26.396</b>
11	34.991	24.105	<b>27.271</b>	<b>1:26.367</b>
12	34.860	24.435	27.680	1:26.975

# KF

## Pre Final B (PFB)

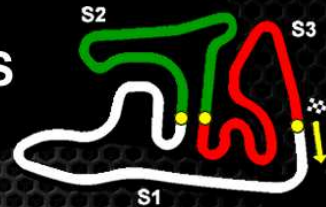
### Starting Grid

Subject to scrutineering &amp; sporting investigations

217	<b>SHLOM YAN</b> TONY KART / TM / DUNLOP		<b>12</b>	229	<b>MARTUCCI MARIO</b> TONY KART / TM / DUNLOP	
243	<b>ZHIRKOV ALEXANDER</b> EXPRIT / TM / DUNLOP		<b>11</b>	241	<b>CUCCO STEFANO</b> BIREL / TM / DUNLOP	
236	<b>TUJULA TUOMAS</b> ART GP / TM / DUNLOP		<b>10</b>	214	<b>BERTONELLI DIEGO</b> PRAGA / PARILLA / DUNLOP	
242	<b>CHAIMONGKOL SASAKORN</b> BIREL / TM / DUNLOP		<b>9</b>	227	<b>NORRIS LANDO</b> FA KART / VORTEX / DUNLOP	
218	<b>STUPENKOV EGOR</b> ENERGY / TM / DUNLOP		<b>8</b>	208	<b>SORENSEN CHRISTIAN</b> ART GP / TM / DUNLOP	
235	<b>SETTE CAMARA SERGIO</b> ART GP / TM / DUNLOP		<b>7</b>	231	<b>MARCU DIONISIOS</b> CRG / TM / DUNLOP	
240	<b>FONG JULIEN</b> TONY KART / TM / DUNLOP		<b>6</b>	223	<b>ROSSEL KEVIN</b> TONY KART / TM / DUNLOP	
251	<b>MAXIM KIM</b> DR / TM / DUNLOP		<b>5</b>	221	<b>LAVELLI KEVIN</b> TOP KART / PARILLA / DUNLOP	
244	<b>VIGORITO GIANNI</b> EXPRIT / TM / DUNLOP		<b>4</b>	213	<b>DABSKI KAROL</b> PRAGA / PARILLA / DUNLOP	
219	<b>HORN MORITZ</b> ENERGY / TM / DUNLOP		<b>3</b>	238	<b>VAN LEEUWEN MARTIJN</b> ZANARDI / PARILLA / DUNLOP	
204	<b>MAZEPIN NIKITA</b> TONY KART / VORTEX / DUNLOP		<b>2</b>	233	<b>SITNIKOV NIKITA</b> TONY KART / PARILLA / DUNLOP	
203	<b>BASZ KAROL</b> TONY KART / VORTEX / DUNLOP		<b>1</b>	248	<b>KARI NIKO</b> TONY KART / VORTEX / DUNLOP	

POLE POSITION





## KF Pre Final A (PFA) Results

Subject to scrutineering &amp; sporting investigations

Rnk	No.	Entrant	Nat	Driver	Nat	Equipment	Laps	Gap	Interv.	Best Lap	Penalty	Points
1	▲7	201 ZANARDI STRAKKA RACING	SWE	JOYNER TOM	GBR	ZANARDI / PARILLA / DUNLOP	12			1:25.152		30
2	▼1	210 Kosmic Racing Department	ITA	NICKLAS NIELSEN	DNK	KOSMIC / VORTEX / DUNLOP	12	0.898	0.898	1:25.380		20
3	▼1	202 ZANARDI STRAKKA RACING	SWE	ILOTT CALLUM	GBR	ZANARDI / PARILLA / DUNLOP	12	4.427	3.529	1:25.557		10
4	▲1	230 BABY RACE	ITA	LORANDI ALESSIO	ITA	TONY KART / TM / DUNLOP	12	9.524	5.097	1:25.729		9
5	▲1	226 Ricky Flynn Motorsport	GBR	DARUVALA JEHAN	IND	FA KART / VORTEX / DUNLOP	12	13.509	3.985	1:25.915		8
6	▲7	222 Crg SPA	ITA	GOMEZ SIDNEY	VEN	CRG / TM / DUNLOP	12	14.975	1.466	1:26.134		7
7	▲2	205 TONY KART RACING TEAM	ITA	AUBRY GABRIEL	FRA	TONY KART / VORTEX / DUNLOP	12	26.341	11.366	1:26.678		6
8	▲6	211 Kosmic Racing Department	ITA	DARRAS JULIEN	FRA	KOSMIC / VORTEX / DUNLOP	12	29.696	3.355	1:27.571		5
9	▲14	215 PRAGA KART RACING	CZE	SATO MARINO	JPN	PRAGA / PARILLA / DUNLOP	12	30.039	0.343	1:26.757		4
10	=	224 Ricky Flynn Motorsport	GBR	ZHOU GUAN YU	GBR	FA KART / VORTEX / DUNLOP	12	34.856	4.817	1:27.429		3
11	=	220 COMER TOP KART	ITA	MAESTRANZI MARCO	ITA	TOP KART / PARILLA / DUNLOP	12	35.021	0.165	1:26.923	+5.000	2
12	▲4	206 Ward Racing	SWE	KORNEEV AEXEY	RUS	TONY KART / VORTEX / DUNLOP	12	35.025	0.004	1:26.788		1
13	▲7	228 Energy Germany	DEU	MARTYNYUK MAXIM	RUS	ENERGY / TM / DUNLOP	12	35.769	0.744	1:27.470		0
14	▲5	234 ART GRAND PRIX SRL	ITA	OKADA TAKUYA	JPN	ART GP / TM / DUNLOP	12	36.862	1.093	1:27.080		0
15	▼12	225 Ricky Flynn Motorsport	GBR	NORRIS OLLIE	GBR	FA KART / VORTEX / DUNLOP	12	38.142	1.280	1:27.293		0
16	▲5	232 Team Komarov	RUS	VOLKOV EVGENIY	RUS	TONY KART / PARILLA / DUNLOP	12	43.971	5.829	1:27.458		0
17	▼5	245 GRZYB JANUSZ	POL	GRZYB MICHAL	POL	BIREL / TM / DUNLOP	12	44.957	0.986	1:27.184		0

No.220 MAESTRANZI MARCO : 5 sec time penalty for bad manoeuvre (art 2.24 CIK General Prescriptions). According to Stewards' Decision No.19.

**Not Qualified**

18	▼11	209 Ward Racing	SWE	TROITCKIY NIKITA	RUS	TONY KART / VORTEX / DUNLOP	12	47.307	2.350	1:28.189		0
19	▼15	239 Kartronix International	GBR	YIFAN XIA	CHN	TONY KART / TM / DUNLOP	12	49.664	2.357	1:28.275		0
20	▲2	253 Forza Racing	GBR	PANKIEWICZ WIKTOR	POL	TONY KART / TM / DUNLOP	12	58.713	9.049	1:28.988		0
21	▲4	250 Valtex s.a.s	ITA	DURANTE COSIMO FR	ITA	TONY KART / VORTEX / DUNLOP	12	1:02.473	3.760	1:29.335		0
22	▼7	249 ROMANUCCI CARMINE	ITA	ROMANUCCI ANTONIO	ITA	TONY KART / TM / DUNLOP	9	3 Laps	3 Laps	1:28.930		0
23	▲1	247 Scaravaggi Massimo	ITA	SCARAVAGGI NICOLO	ITA	TONY KART / TM / DUNLOP	4	8 Laps	5 Laps	1:33.842		0

**Not Classified**

		246 Guazzaroni Alessio	ITA	GUAZZARONI ALESSIO	ITA	EKS / TM / DUNLOP		DNS				
		207 Ward Racing	SWE	GORDEEV ALEXANDEF	RUS	TONY KART / VORTEX / DUNLOP		Excluded		1:27.788		

No.207 GORDEEV ALEXANDER : Excluded for technical non conformity. According to Stewards' Decision No.20.

Leaders : No.210 NICKLAS NIELSEN (1-2) / No.201 JOYNER TOM (3-12)

Start Time : 23/03 - 11:36:21

Best Lap : No.201 JOYNER TOM 1:25.152 71,82 Kph

Weather : Cloudy Air : 17°C Track : Wet

Event Record : No.226 DARUVALA JEHAN 1:06.637 91,78 Kph

**DOCUMENT N° 20**

**DÉCISION DES COMMISSAIRES SPORTIFS**  
**STEWARDS' DECISION**

PÉNALITÉ INFLIGÉE AU CONCURRENT (NOM) : **Ward Racing**  
PENALTY INFLICTED UPON THE ENTRANT (NAME):

NATIONALITÉ / NATIONALITY: **SWE**

N°: **207**  
No.:

PILOTE : **GORDEEV ALEXANDER**  
DRIVER :

Concerne la partie de l'Épreuve : **KF - Pre Final A**  
Concerns the part of the event:

ÉNONCÉ / STATEMENT:

**Exclusion from the above Session concerned**

MOTIF / REASON:

After the session concerned, the kart was checked with technical non conformity regarding the rear wheel protection (reported by the Technical Delegate). Having considered the report from Technical Delegate and after hearing the Entrant concerned, the Steward feel that this fact contravenes art 2.5.3 and cik fia technical drawing 2c CIK Technical Regulations. The Steward take this decision in accordance with art 12 FIA International Sporting Code.

**Décision annoncée**  
*Decision announced*

Date / Date: **23/03/2014**

Heure / Time: **12:10**

Nom / Name

Signature

Président du Collège / Chairman of the Panel:

**Oronzo Di Bari (I) :** .....

Membres du Collège / Members of the Panel:

**Giovanni Valentino (I) :** .....

**Nicola Giorgione (I) :** .....

**NOTIFICATION AU CONCURRENT CONCERNÉ / NOTIFICATION TO THE RELEVANT ENTRANT**

Je soussigné : .....

*I undersigned:* Nom personnel / personal name

Représentant du Concurrent : **Ward Racing** .....

*Representing the Entrant:* Nom du Concurrent / Entrant's name

Certifie avoir reçu notification du document N° **20** des Commissaires Sportifs de l'Épreuve.  
*Certify that I have been notified of document No.* **20** *by the Stewards of the Meeting.*

Date : ..... Heure / Time: ..... Signature : .....



**DOCUMENT N° 19****DÉCISION DES COMMISSAIRES SPORTIFS  
STEWARDS' DECISION**

PÉNALITÉ INFLIGÉE AU CONCURRENT (NOM) : **COMER TOP KART**  
*PENALTY INFLICTED UPON THE ENTRANT (NAME):*

NATIONALITÉ / NATIONALITY: **ITA**

N°: **220**  
No.:

PILOTE : **MAESTRANZI MARCO**  
DRIVER :

Concerne la partie de l'Épreuve : **KF - Pre Final A**  
*Concerns the part of the event:*

**ÉNONCÉ / STATEMENT:****5 sec time penalty in the above session concerned****MOTIF / REASON:**

The Driver concerned was involved in an incident. In the Heat/Race concerned in 1 lap by post 9 he pushed the kart in front of him and following of this manoeuvre he takes an advantage (proved by relevant video sequence). Having considered the video and after hearing the Entrant concerned, the Stewards assess this manoeuvre as an incident according art 2.24 CIK GP. This decision is made in application of art. 2.24 CIK GP and art. 153 ISC

**Décision annoncée**  
*Decision announced*

Date / Date: **23/03/2014**

Heure / Time: **12:06**

Nom / Name

Signature

Président du Collège / *Chairman of the Panel:*

**Oronzo Di Bari (I) :** .....

Membres du Collège / *Members of the Panel:*

**Giovanni Valentino (I) :** .....

**Nicola Giorgione (I) :** .....

**NOTIFICATION AU CONCURRENT CONCERNÉ / NOTIFICATION TO THE RELEVANT ENTRANT**

Je soussigné : .....  
*I undersigned:* Nom personnel / *personal name*

Représentant du Concurrent : **COMER TOP KART** .....  
*Representing the Entrant:* Nom du Concurrent / *Entrant's name*

Certifie avoir reçu notification du document N° **19** des Commissaires Sportifs de l'Épreuve.  
*Certify that I have been notified of document No.* *by the Stewards of the Meeting.*

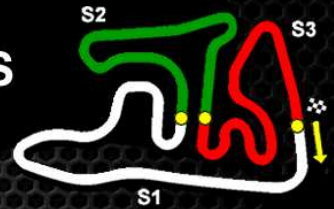
Date : ..... Heure / Time: ..... Signature : .....



# WSK SUPER MASTER SERIES

## SARNO 20 - 23.03.2014

### ITALY



## KF

### Pre Final A (PFA)

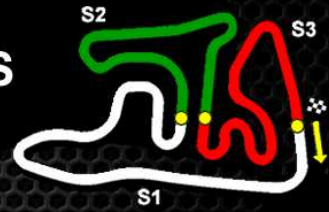
#### Lap Chart

For information purposes. No official / regulatory value

	1	2	3	4	5	6	7	8	9	10	11	12	13	14	15	16	17	18	19	20	21	22	23	24	25
<b>Grid</b>	210	202	225	239	230	226	209	201	205	224	220	245	222	211	249	206	<del>246</del>	207	234	228	232	253	215	247	250
<b>Start</b>	210	239	226	202	201	225	230	224	209	205	245	220	211	206	222	207	228	249	234	232	253	215	247	250	
<b>Lap 1</b> Interval	210	201 0.5	202 0.6	226 2.2	239 0.5	230 0.1	222 1.0	224 0.6	220 0.4	211 0.3	245 0.1	205 0.0	207 0.8	228 0.2	234 0.2	215 0.7	253 0.5	206 0.2	250 0.7	209 1.1	247 0.1	225 0.5	232 0.1	249 11.0	
<b>Lap 2</b>	210	201 0.2	202 0.5	226 4.2	230 0.5	222 0.1	239 1.7	220 0.4	211 0.2	224 1.8	205 0.3	228 0.2	207 0.2	234 0.5	215 0.1	206 0.5	250 2.0	209 0.5	232 0.0	225 1.2	253 1.6	245 1.4	247 9.3	249 2.3	
<b>Lap 3</b>	201	210 0.5	202 0.1	230 4.6	226 0.3	222 0.5	220 2.9	211 0.5	239 1.0	205 1.6	224 0.5	215 0.2	228 0.0	207 0.6	234 0.4	206 0.3	250 2.6	232 0.2	225 0.5	253 2.7	209 0.9	245 0.5	249 10.6	247 2.5	
<b>Lap 4</b>	201	210 1.2	202 0.6	230 4.2	226 0.9	222 0.2	211 4.3	239 3.0	205 0.3	220 0.5	224 0.5	215 0.2	207 1.0	228 0.8	234 0.1	206 0.1	232 1.8	225 0.9	250 1.3	253 1.9	209 0.2	245 0.9	249 10.8	<del>247</del> 10.0	
<b>Lap 5</b>	201	210 1.6	202 0.2	230 5.2	226 1.5	222 0.5	211 4.6	205 3.5	220 0.3	215 0.5	224 1.1	228 2.0	234 0.3	206 0.4	232 0.9	225 1.3	207 1.9	250 0.6	239 0.3	209 0.3	245 0.2	253 3.8	249 8.5		
<b>Lap 6</b>	201	210 1.2	202 0.9	230 5.0	226 1.1	222 1.7	211 5.8	205 2.1	220 0.6	215 1.1	224 2.4	228 0.4	206 0.7	234 0.6	232 0.6	225 1.0	207 2.6	209 1.2	239 1.0	245 0.1	250 3.7	253 0.5	249 8.3		
<b>Lap 7</b>	201	210 1.3	202 1.1	230 4.9	226 1.5	222 2.0	211 6.8	205 1.5	220 0.6	215 2.2	224 2.9	228 0.1	206 0.4	234 0.9	225 1.3	232 0.9	207 1.5	209 2.0	245 2.6	239 0.5	253 2.6	250 0.6	249 8.2		
<b>Lap 8</b>	201	210 1.6	202 1.3	230 5.5	226 1.3	222 1.7	211 8.3	205 0.8	220 0.9	215 2.6	224 2.9	228 0.5	206 0.4	234 0.8	225 0.7	232 1.7	207 1.4	209 2.8	245 1.1	239 1.8	253 4.0	250 0.6	249 8.2		
<b>Lap 9</b>	201	210 1.9	202 1.5	230 6.1	226 1.4	222 2.5	205 9.7	211 0.4	220 0.2	215 2.7	224 2.8	206 0.3	228 0.5	234 1.2	225 0.8	207 3.2	232 3.0	209 0.3	245 0.2	239 2.6	253 5.0	250 0.5	<del>249</del> 8.2		
<b>Lap 10</b>	201	210 2.4	202 1.3	230 6.6	226 1.7	222 2.7	205 9.5	211 1.9	220 0.5	215 1.5	224 3.4	206 0.3	228 0.5	234 1.6	225 0.4	207 3.7	232 2.4	245 0.9	209 0.7	239 2.0	253 6.6	250 4.3			
<b>Lap 11</b>	201	210 1.9	202 2.0	230 6.2	226 2.7	222 2.1	205 10.2	211 2.7	220 0.2	215 0.7	224 4.2	206 0.4	228 0.7	234 0.8	225 0.8	232 6.4	245 0.6	209 1.7	239 2.2	207 0.6	253 7.4	250 3.6			
<b>Lap 12</b>	201	210 0.8	202 3.5	230 5.0	226 3.9	222 1.4	205 11.3	211 3.3	220 0.3	215 0.0	224 4.8	206 0.1	228 0.7	234 1.0	225 1.2	232 5.8	245 0.9	209 2.3	239 2.3	207 3.4	253 5.6	250 3.7			







**KF**  
**KF Pre Final A (PFA)**  
**Lap Time Analysis**

For information purposes. No official / regulatory value

Laps	Sector 1	Sector 2	Sector 3	Lap Time
5	<b>36.371</b>	25.218	<b>28.471</b>	1:30.060
6	<b>35.760</b>	<b>24.575</b>	33.566	1:33.901
7	36.296	25.100	28.781	1:30.177
8	36.204	25.196	<b>28.459</b>	<b>1:29.859</b>
9	36.116	<b>24.539</b>	28.739	<b>1:29.394</b>
10	36.101	24.640	32.866	1:33.607
11	36.127	24.978	<b>28.230</b>	<b>1:29.335</b>
12	36.277	25.186	<b>28.180</b>	1:29.643

**No.253 PANKIEWICZ WIKTORIA**














1	<b>39.044</b>	<b>25.884</b>	<b>29.275</b>	<b>1:34.203</b>
2	41.401	<b>24.587</b>	<b>28.794</b>	1:34.782
3	<b>36.742</b>	<b>24.530</b>	<b>28.734</b>	<b>1:30.006</b>
4	<b>36.263</b>	24.890	<b>28.156</b>	<b>1:29.309</b>
5	40.268	24.532	28.205	1:33.005
6	36.427	<b>24.395</b>	28.732	1:29.554
7	36.409	<b>24.212</b>	28.367	<b>1:28.988</b>
8	36.571	24.604	28.689	1:29.864
9	36.486	<b>24.190</b>	28.793	1:29.469
10	<b>36.168</b>	24.322	29.362	1:29.852
11	37.020	24.222	28.784	1:30.026
12	36.420	24.377	28.741	1:29.538


# KF

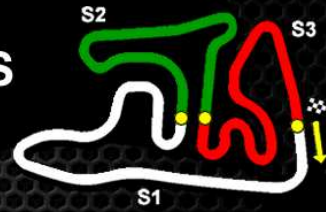
## Pre Final A (PFA)

### Starting Grid

Subject to scrutineering &amp; sporting investigations

250	<b>DURANTE COSIMO FRANCESCO</b> TONY KART / VORTEX / DUNLOP		<b>13</b>		
215	<b>SATO MARINO</b> PRAGA / PARILLA / DUNLOP		<b>12</b>	247	<b>SCARAVAGGI NICOLO</b> TONY KART / TM / DUNLOP
232	<b>VOLKOV EVGENIY</b> TONY KART / PARILLA / DUNLOP		<b>11</b>	253	<b>PANKIEWICZ WIKTORIA</b> TONY KART / TM / DUNLOP
234	<b>OKADA TAKUYA</b> ART GP / TM / DUNLOP		<b>10</b>	228	<b>MARTYNYUK MAXIM</b> ENERGY / TM / DUNLOP
246	<b>GUZZARONI ALESSIO</b> EKS / TM / DUNLOP		<b>9</b>	207	<b>GORDEEV ALEXANDER</b> TONY KART / VORTEX / DUNLOP
249	<b>ROMANUCCI ANTONIO</b> TONY KART / TM / DUNLOP		<b>8</b>	206	<b>KORNEEV AEXEY</b> TONY KART / VORTEX / DUNLOP
222	<b>GOMEZ SIDNEY</b> CRG / TM / DUNLOP		<b>7</b>	211	<b>DARRAS JULIEN</b> KOSMIC / VORTEX / DUNLOP
220	<b>MAESTRANZI MARCO</b> TOP KART / PARILLA / DUNLOP		<b>6</b>	245	<b>GRZYB MICHAL</b> BIREL / TM / DUNLOP
205	<b>AUBRY GABRIEL</b> TONY KART / VORTEX / DUNLOP		<b>5</b>	224	<b>ZHOU GUAN YU</b> FA KART / VORTEX / DUNLOP
209	<b>TROITCKIY NIKITA</b> TONY KART / VORTEX / DUNLOP		<b>4</b>	201	<b>JOYNER TOM</b> ZANARDI / PARILLA / DUNLOP
230	<b>LORANDI ALESSIO</b> TONY KART / TM / DUNLOP		<b>3</b>	226	<b>DARUVALA JEHAN</b> FA KART / VORTEX / DUNLOP
225	<b>NORRIS OLLIE</b> FA KART / VORTEX / DUNLOP		<b>2</b>	239	<b>YIFAN XIA</b> TONY KART / TM / DUNLOP
210	<b>NICKLAS NIELSEN</b> KOSMIC / VORTEX / DUNLOP		<b>1</b>	202	<b>ILOTT CALLUM</b> ZANARDI / PARILLA / DUNLOP

**POLE POSITION**




## KF Qualifying Heats (QH) Results

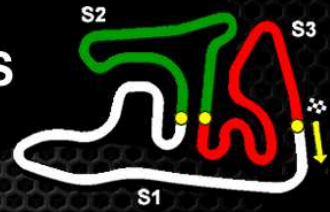
Subject to scrutineering & sporting investigations

Rnk	No.	Entrant	Nat	Driver	Nat	Equipment	QP	A-B	C-D	A-C	B-D	A-D	B-C	Points	Group
1	210	Kosmic Racing Departement	ITA	NICKLAS NIELSEN	DNK	KOSMIC / VORTEX / DUNLOP	2	0	-	-	3	-	2	5	A
2	203	TONY KART RACING TEAM	ITA	BASZ KAROL	POL	TONY KART / VORTEX / DUNLOP	4	-	2	-	2	2	-	6	B
3	202	ZANARDI STRAKKA RACING	SWE	ILOTT CALLUM	GBR	ZANARDI / PARILLA / DUNLOP	5	3	-	2	-	3	-	8	A
4	248	Ward Racing	SWE	KARI NIKO	FIN	TONY KART / VORTEX / DUNLOP	6	5	-	-	0	-	3	8	B
5	225	Ricky Flynn Motorsport	GBR	NORRIS OLLIE	GBR	FA KART / VORTEX / DUNLOP	21	4	-	6	-	5	-	15	A
6	204	TONY KART RACING TEAM	ITA	MAZEPIN NIKITA	RUS	TONY KART / VORTEX / DUNLOP	7	-	3	5	-	-	9	17	B
7	239	Kartronix International	GBR	YIFAN XIA	CHN	TONY KART / TM / DUNLOP	13	6	-	4	-	9	-	19	A
8	233	Team Komarov	RUS	SITNIKOV NIKITA	RUS	TONY KART / PARILLA / DUNLOP	17	12	-	3	-	4	-	19	B
9	230	BABY RACE	ITA	LORANDI ALESSIO	ITA	TONY KART / TM / DUNLOP	3	-	0	25	-	-	0	25	A
10	219	ENERGY CORSE SRL	ITA	HORN MORITZ	DEU	ENERGY / TM / DUNLOP	9	9	-	7	-	11	-	27	B
11	226	Ricky Flynn Motorsport	GBR	DARUVALA JEHAN	IND	FA KART / VORTEX / DUNLOP	1	2	-	0	-	26	-	28	A
12	238	Keijzer Racing	NLD	VAN LEEUWEN MARTIJN	NLD	ZANARDI / PARILLA / DUNLOP	12	-	6	-	23	0	-	29	B
13	209	Ward Racing	SWE	TROITCKIY NIKITA	RUS	TONY KART / VORTEX / DUNLOP	23	-	12	13	-	-	4	29	A
14	244	RB KART TECHNOLOGY	CHE	VIGORITO GIANNI	ITA	EXPRIT / TM / DUNLOP	27	-	10	9	-	-	10	29	B
15	201	ZANARDI STRAKKA RACING	SWE	JOYNER TOM	GBR	ZANARDI / PARILLA / DUNLOP	36	-	11	-	10	10	-	31	A
16	213	PRAGA KART RACING	CZE	DABSKI KAROL	POL	PRAGA / PARILLA / DUNLOP	10	22	-	-	5	-	5	32	B
17	205	TONY KART RACING TEAM	ITA	AUBRY GABRIEL	FRA	TONY KART / VORTEX / DUNLOP	16	-	7	-	19	7	-	33	A
18	251	DR SRL	ITA	MAXIM KIM	RUS	DR / TM / DUNLOP	19	-	14	8	-	-	11	33	B
19	224	Ricky Flynn Motorsport	GBR	ZHOU GUAN YU	GBR	FA KART / VORTEX / DUNLOP	29	7	-	10	-	16	-	33	A
20	221	COMER TOP KART	ITA	LAVELLI KEVIN	ITA	TOP KART / PARILLA / DUNLOP	30	16	-	-	9	-	8	33	B
21	220	COMER TOP KART	ITA	MAESTRANZI MARCO	ITA	TOP KART / PARILLA / DUNLOP	25	10	-	12	-	12	-	34	A
22	240	Kartronix International	GBR	FONG JULIEN	SGP	TONY KART / TM / DUNLOP	38	8	-	-	6	-	20	34	B
23	245	GRZYB JANUSZ	POL	GRZYB MICHAL	POL	BIREL / TM / DUNLOP	46	17	-	-	11	-	6	34	A
24	223	Forza Racing	GBR	ROSSEL KEVIN	DNK	TONY KART / TM / DUNLOP	32	-	9	-	7	19	-	35	B
25	222	Crg SPA	ITA	GOMEZ SIDNEY	VEN	CRG / TM / DUNLOP	20	-	24	-	4	8	-	36	A
26	235	ART GRAND PRIX SRL	ITA	SETTE CAMARA SERGIO	BRA	ART GP / TM / DUNLOP	35	-	13	11	-	-	13	37	B
27	211	Kosmic Racing Departement	ITA	DARRAS JULIEN	FRA	KOSMIC / VORTEX / DUNLOP	24	-	8	-	17	14	-	39	A
28	231	Crg SPA	ITA	MARCU DIONISIOS	ROU	CRG / TM / DUNLOP	11	-	4	15	-	-	22	41	B
29	249	ROMANUCCI CARMINE	ITA	ROMANUCCI ANTONIO	ITA	TONY KART / TM / DUNLOP	44	-	17	-	13	13	-	43	A
30	218	ENERGY CORSE SRL	ITA	STUPENKOV EGOR	RUS	ENERGY / TM / DUNLOP	8	-	15	-	24	6	-	45	B
31	206	Ward Racing	SWE	KORNEEV AEXEY	RUS	TONY KART / VORTEX / DUNLOP	34	19	-	-	8	-	19	46	A
32	208	ART GRAND PRIX SRL	ITA	SORENSEN CHRISTIAN	DNK	ART GP / TM / DUNLOP	47	-	18	14	-	-	14	46	B
33	246	Guazzaroni Alessio	ITA	GUAZZARONI ALESSIO	ITA	EKS / TM / DUNLOP	39	-	16	19	-	-	12	47	A
34	242	BIREL MOTORSPORT	ITA	CHAIMONGKOL SASAKO	THA	BIREL / TM / DUNLOP	15	-	5	17	-	-	26	48	B
35	207	Ward Racing	SWE	GORDEEV ALEXANDER	RUS	TONY KART / VORTEX / DUNLOP	18	23	-	-	18	-	7	48	A
36	227	Ricky Flynn Motorsport	GBR	NORRIS LANDO	GBR	FA KART / VORTEX / DUNLOP	22	13	-	-	14	-	21	48	B
37	234	ART GRAND PRIX SRL	ITA	OKADA TAKUYA	JPN	ART GP / TM / DUNLOP	26	14	-	-	16	-	18	48	A
38	236	ART GRAND PRIX FINLAND	FIN	TUJULA TUOMAS	FIN	ART GP / TM / DUNLOP	33	15	-	18	-	15	-	48	B
39	228	Energy Germany	DEU	MARTYNYUK MAXIM	RUS	ENERGY / TM / DUNLOP	28	-	22	-	12	17	-	51	A
40	214	PRAGA KART RACING	CZE	BERTONELLI DIEGO	ITA	PRAGA / PARILLA / DUNLOP	31	-	19	16	-	-	17	52	B
41	232	Team Komarov	RUS	VOLKOV EVGENIY	RUS	TONY KART / PARILLA / DUNLOP	48	-	23	-	15	18	-	56	A
42	243	RB KART TECHNOLOGY	CHE	ZHIRKOV ALEXANDER	RUS	EXPRIT / TM / DUNLOP	42	20	-	-	21	-	16	57	B
43	253	Forza Racing	GBR	PANKIEWICZ WIKTORIA	POL	TONY KART / TM / DUNLOP	43	-	20	22	-	-	15	57	A
44	241	BIREL MOTORSPORT	ITA	CUCCO STEFANO	ITA	BIREL / TM / DUNLOP	14	11	-	-	22	-	26	59	B
45	215	PRAGA KART RACING	CZE	SATO MARINO	JPN	PRAGA / PARILLA / DUNLOP	37	18	-	20	-	21	-	59	A
46	217	Forza Racing	GBR	SHLOM YAN	RUS	TONY KART / TM / DUNLOP	49	21	-	21	-	20	-	62	B
47	247	Scaravaggi Massimo	ITA	SCARAVAGGI NICOLO	ITA	TONY KART / TM / DUNLOP	40	-	21	-	20	23	-	64	A



# WSK SUPER MASTER SERIES

SARNO 20 - 23.03.2014  
ITALY



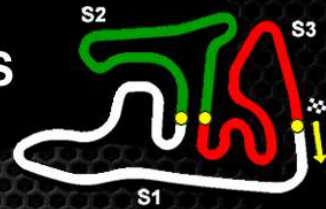
Document 27

## KF Qualifying Heats (QH) Results

Subject to scrutineering & sporting investigations

Rnk	No.	Entrant	Nat	Driver	Nat	Equipment	QF	A-B	C-D	A-C	B-D	A-D	B-C	Points	Group
48	229	BABY RACE	ITA	MARTUCCI MARIO	ITA	TONY KART / TM / DUNLOP	41	25	-	23	-	22	-	70	B
49	250	Valtex s.a.s	ITA	DURANTE COSIMO FRAN	ITA	TONY KART / VORTEX / DUNLOP	45	24	-	24	-	24	-	72	A





## KF Qualifying Heat B-C Results

Subject to scrutineering & sporting investigations

Rnk	No.	Entrant	Nat	Driver	Nat	Equipment	Laps	Gap	Interv.	Best Lap	Points	
1	▲1	230	ITA	BABY RACE	ITA	LORANDI ALESSIO	TONY KART / TM / DUNLOP	9			1:07.425	0
2	▼1	210	ITA	Kosmic Racing Departemen	DNK	NICKLAS NIELSEN	KOSMIC / VORTEX / DUNLOP	9	0.942	0.942	1:07.451	2
3	=	248	SWE	Ward Racing	FIN	KARI NIKO	TONY KART / VORTEX / DUNLOP	9	1.400	0.458	1:07.495	3
4	▲8	209	SWE	Ward Racing	RUS	TROITCKIY NIKITA	TONY KART / VORTEX / DUNLOP	9	5.046	3.646	1:07.811	4
5	=	213	CZE	PRAGA KART RACING	POL	DABSKI KAROL	PRAGA / PARILLA / DUNLOP	9	5.206	0.160	1:07.977	5
6	▲17	245	POL	GRZYB JANUSZ	POL	GRZYB MICHAL	BIREL / TM / DUNLOP	9	5.272	0.066	1:07.521	6
7	▲2	207	SWE	Ward Racing	RUS	GORDEEV ALEXANDER	TONY KART / VORTEX / DUNLOP	9	5.417	0.145	1:07.840	7
8	▲7	221	ITA	COMER TOP KART	ITA	LAVELLI KEVIN	TOP KART / PARILLA / DUNLOP	9	6.053	0.636	1:07.838	8
9	▼5	204	ITA	TONY KART RACING TEAM	RUS	MAZEPIN NIKITA	TONY KART / VORTEX / DUNLOP	9	6.439	0.386	1:07.749	9
10	▲4	244	CHE	RB KART TECHNOLOGY	ITA	VIGORITO GIANNI	EXPRIT / TM / DUNLOP	9	6.940	0.501	1:07.597	10
11	▼1	251	ITA	DR SRL	RUS	MAXIM KIM	DR / TM / DUNLOP	9	8.197	1.257	1:07.626	11
12	▲8	246	ITA	Guazzaroni Alessio	ITA	GUAZZARONI ALESSIO	EKS / TM / DUNLOP	9	9.037	0.840	1:07.954	12
13	▲5	235	ITA	ART GRAND PRIX SRL	BRA	SETTE CAMARA SERGIO	ART GP / TM / DUNLOP	9	9.476	0.439	1:07.721	13
14	▲10	208	ITA	ART GRAND PRIX SRL	DNK	SORENSEN CHRISTIAN	ART GP / TM / DUNLOP	9	9.676	0.200	1:08.183	14
15	▲7	253	GBR	Forza Racing	POL	PANKIEWICZ WIKTORIA	TONY KART / TM / DUNLOP	9	11.414	1.738	1:07.988	15
16	▲5	243	CHE	RB KART TECHNOLOGY	RUS	ZHIRKOV ALEXANDER	EXPRIT / TM / DUNLOP	9	12.148	0.734	1:08.010	16
17	▼1	214	CZE	PRAGA KART RACING	ITA	BERTONELLI DIEGO	PRAGA / PARILLA / DUNLOP	9	12.183	0.035	1:08.119	17
18	▼5	234	ITA	ART GRAND PRIX SRL	JPN	OKADA TAKUYA	ART GP / TM / DUNLOP	9	12.724	0.541	1:07.837	18
19	▼2	206	SWE	Ward Racing	RUS	KORNEEV AEXEY	TONY KART / VORTEX / DUNLOP	9	12.779	0.055	1:07.880	19
20	▼1	240	GBR	Kartronix International	SGP	FONG JULIEN	TONY KART / TM / DUNLOP	9	12.819	0.040	1:07.861	20
21	▼10	227	GBR	Ricky Flynn Motorsport	GBR	NORRIS LANDO	FA KART / VORTEX / DUNLOP	8	1 Lap	1 Lap	1:08.144	21
22	▼16	231	ITA	Crg SPA	ROU	MARCU DIONISIOS	CRG / TM / DUNLOP	0	9 Laps	8 Laps		22

### Not Classified

	241	BIREL MOTORSPORT	ITA	CUCCO STEFANO	ITA	BIREL / TM / DUNLOP		DNS			26
	242	BIREL MOTORSPORT	ITA	CHAIMONGKOL SASAKI	THA	BIREL / TM / DUNLOP		DNS			26

Leaders : No.210 NICKLAS NIELSEN (1-4) / No.230 LORANDI ALESSIO (5-9)

Start Time : 22/03 - 16:15:22

Best Lap : No.230 LORANDI ALESSIO 1:07.425 90,71 Kph

Weather : Slightly cloudy Air : 20°C Track : Dry

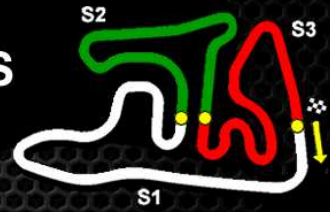
Event Record : No.226 DARUVALA JEHAN 1:06.637 91,78 Kph



# WSK SUPER MASTER SERIES

## SARNO 20 - 23.03.2014

### ITALY



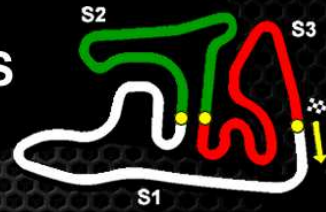
## KF

### KF Qualifying Heat B-C

#### Lap Chart

For information purposes. No official / regulatory value

	1	2	3	4	5	6	7	8	9	10	11	12	13	14	15	16	17	18	19	20	21	22	23	24
Grid	210	230	248	204	213	231	<del>241</del>	<del>242</del>	207	251	227	209	234	244	221	214	206	235	240	246	243	253	245	208
Start	210	230	248	204	213	251	207	209	227	244	234	214	221	235	206	240	246	243	245	208	253	<del>231</del>		
Lap 1 Interval	210	248 0.3	204 0.2	230 0.9	209 0.2	213 0.8	207 0.6	221 0.8	244 0.0	214 0.1	243 0.1	245 0.0	227 0.3	246 0.2	253 0.0	240 1.2	208 0.0	235 0.4	251 0.3	206 4.2	234 0.4			
Lap 2	210	204 0.3	248 0.2	230 0.1	209 0.4	213 0.9	207 0.7	221 1.0	245 0.3	214 0.2	227 0.3	243 0.2	246 0.1	244 0.3	253 0.5	208 0.1	235 0.3	251 0.3	240 0.1	234 4.5	206 0.2			
Lap 3	210	230 0.5	209 0.2	204 0.2	248 0.7	213 0.4	207 0.2	245 1.2	221 0.2	227 0.2	214 0.2	244 0.7	246 0.1	243 0.0	208 0.3	235 0.8	253 0.2	251 0.1	240 0.2	234 3.8	206 0.2			
Lap 4	210	230 0.1	209 0.4	204 0.3	248 0.3	213 0.7	207 0.2	245 1.2	221 0.9	244 0.7	227 0.0	214 0.1	246 0.2	208 0.7	243 0.3	251 0.3	235 0.1	240 0.7	253 0.1	234 3.0	206 0.2			
Lap 5	230	210 0.2	209 0.2	248 0.6	204 0.3	213 0.4	207 0.2	245 1.2	221 0.9	227 1.0	244 0.2	246 0.2	214 0.5	208 0.0	251 0.4	235 0.5	243 0.1	240 0.2	253 0.3	234 2.8	206 0.1			
Lap 6	230	210 0.3	209 0.3	248 0.3	204 0.4	213 0.4	207 0.2	245 1.0	221 1.1	244 1.0	227 0.2	246 0.2	208 0.8	251 0.1	235 0.5	214 0.4	240 0.1	243 0.2	253 0.1	234 2.7	206 0.2			
Lap 7	230	210 0.7	248 0.5	209 0.3	204 0.3	213 0.6	207 0.0	245 0.9	221 1.2	244 1.7	227 0.3	246 0.0	251 0.0	208 0.3	235 0.2	240 0.6	214 0.5	253 0.2	243 0.2	234 2.0	206 0.2			
Lap 8	230	210 0.9	248 0.4	209 0.5	204 0.2	207 1.0	213 0.2	245 0.1	221 1.6	244 1.5	251 0.9	246 0.5	235 0.2	208 0.1	240 0.5	<del>227</del> 0.1	214 0.3	253 0.1	243 0.3	234 1.8	206 0.3			
Lap 9	230	210 0.9	248 0.4	209 3.6	213 0.1	245 0.0	207 0.1	221 0.6	204 0.3	244 0.5	251 1.2	246 0.8	235 0.4	208 0.2	253 1.7	243 0.7	214 0.0	234 0.5	206 0.0	240 0.0				



## KF

### KF Qualifying Heat B-C

#### Lap Time Analysis

For information purposes. No official / regulatory value

Laps	Sector 1	Sector 2	Sector 3	Lap Time	Laps	Sector 1	Sector 2	Sector 3	Lap Time	Laps	Sector 1	Sector 2	Sector 3	Lap Time
<b>No.204 MAZEPIN NIKITA</b>					6	27.567	19.243	21.212	1:08.022	2	28.591	19.670	21.642	1:09.903
1	29.882	19.785	21.781	1:11.448	7	27.445	19.593	21.316	1:08.354	3	27.717	19.519	21.377	1:08.613
2	28.115	19.608	21.905	1:09.628	8	27.461	19.195	21.155	1:07.811	4	28.549	19.468	21.645	1:09.662
3	29.045	19.511	21.383	1:09.939	9	27.452	19.787	23.327	1:10.566	5	27.661	19.379	21.400	1:08.440
4	27.790	19.398	21.264	1:08.452	<b>No.210 NICKLAS NIELSEN</b>					6	27.426	19.369	21.349	1:08.144
5	27.619	19.934	21.310	1:08.863	1	29.077	19.885	22.016	1:10.978	7	27.459	19.813	21.489	1:08.761
6	27.536	19.234	21.145	1:07.915	2	28.189	19.779	21.957	1:09.925	8	28.776	19.849	21.259	1:09.884
7	27.488	19.205	21.140	1:07.833	3	28.047	19.620	21.573	1:09.240	<b>No.230 LORANDI ALESSIO</b>				
8	27.484	19.100	21.165	1:07.749	4	27.696	19.444	21.343	1:08.483	1	30.166	20.541	21.791	1:12.498
9	27.466	19.646	24.594	1:11.706	5	27.940	19.417	21.304	1:08.661	2	27.901	19.556	21.609	1:09.066
<b>No.206 KORNEEV AEXEY</b>					6	27.448	19.255	21.194	1:07.897	3	28.142	19.445	21.517	1:09.104
1	31.463	19.803	30.466	1:21.732	7	27.409	19.268	21.208	1:07.885	4	27.530	19.328	21.267	1:08.125
2	28.900	19.721	21.708	1:10.329	8	27.373	19.186	21.101	1:07.660	5	27.507	19.445	21.291	1:08.243
3	27.948	19.422	21.472	1:08.842	9	27.312	19.111	21.028	1:07.451	6	27.413	19.321	21.057	1:07.791
4	27.760	19.430	21.410	1:08.600	<b>No.213 DABSKI KAROL</b>					7	27.309	19.153	20.963	1:07.425
5	27.652	19.199	21.231	1:08.082	1	30.158	21.121	22.221	1:13.500	8	27.343	19.192	20.968	1:07.503
6	27.582	19.285	21.201	1:08.068	2	28.016	19.599	21.682	1:09.297	9	27.268	19.152	21.032	1:07.452
7	27.584	19.148	21.190	1:07.922	3	28.001	19.934	21.475	1:09.410	<b>No.234 OKADA TAKUYA</b>				
8	27.538	19.153	21.189	1:07.880	4	27.591	19.454	21.288	1:08.333	1	40.164	20.328	21.978	1:22.470
9	27.398	19.114	21.393	1:07.905	5	27.550	19.362	21.262	1:08.174	2	28.329	19.682	21.569	1:09.580
<b>No.207 GORDEEV ALEXANDER</b>					6	27.480	19.341	21.156	1:07.977	3	27.962	19.521	21.416	1:08.899
1	31.134	20.237	22.733	1:14.104	7	27.412	19.338	21.257	1:08.007	4	27.771	19.474	21.322	1:08.567
2	28.138	19.655	21.607	1:09.400	8	27.415	19.652	21.314	1:08.381	5	27.648	19.329	21.244	1:08.221
3	27.948	19.495	21.415	1:08.858	9	27.423	19.606	22.163	1:09.192	6	27.530	19.293	21.122	1:07.945
4	27.642	19.291	21.407	1:08.340	<b>No.214 BERTONELLI DIEGO</b>					7	27.459	19.343	21.102	1:07.904
5	27.622	19.334	21.244	1:08.200	1	31.897	20.001	22.966	1:14.864	8	27.467	19.240	21.130	1:07.837
6	27.485	19.195	21.278	1:07.958	2	28.470	19.878	21.725	1:10.073	9	27.428	19.283	21.446	1:08.157
7	27.453	19.204	21.183	1:07.840	3	27.841	19.852	21.542	1:09.235	<b>No.235 SETTE CAMARA SERGIO</b>				
8	27.491	19.412	21.147	1:08.050	4	27.899	19.944	21.698	1:09.541	1	35.256	19.972	21.997	1:17.225
9	28.146	19.353	22.158	1:09.657	5	28.385	19.456	21.448	1:09.289	2	28.089	19.604	21.895	1:09.588
<b>No.208 SORENSEN CHRISTIAN</b>					6	28.417	19.664	21.313	1:09.394	3	28.151	19.693	21.550	1:09.394
1	33.942	19.971	21.886	1:15.799	7	27.955	19.347	21.280	1:08.582	4	27.950	19.433	21.840	1:09.223
2	28.064	19.662	21.967	1:09.693	8	27.492	19.368	21.259	1:08.119	5	27.654	19.328	21.455	1:08.437
3	28.035	19.428	21.382	1:08.845	9	28.089	19.397	22.426	1:09.912	6	27.509	19.321	21.113	1:07.943
4	28.069	19.827	21.361	1:09.257	<b>No.221 LAVELLI KEVIN</b>					7	27.437	19.212	21.072	1:07.721
5	27.717	19.327	21.250	1:08.294	1	30.629	20.460	23.572	1:14.661	8	27.734	19.327	21.121	1:08.182
6	27.665	19.339	21.179	1:08.183	2	28.281	19.681	21.673	1:09.635	9	27.466	19.485	21.474	1:08.425
7	27.783	19.337	21.095	1:08.215	3	27.764	19.625	21.885	1:09.274	<b>No.240 FONG JULIEN</b>				
8	28.004	19.443	21.106	1:08.553	4	28.256	19.505	21.356	1:09.117	1	34.526	19.988	22.001	1:16.515
9	27.541	19.397	21.551	1:08.489	5	27.543	19.355	21.216	1:08.114	2	28.371	19.612	22.637	1:10.620
<b>No.209 TROITCKIY NIKITA</b>					6	27.542	19.292	21.140	1:07.974	3	27.880	19.873	21.790	1:09.543
1	30.284	20.334	21.915	1:12.533	7	27.469	19.306	21.121	1:07.896	4	28.187	19.488	21.585	1:09.260
2	28.058	19.584	21.567	1:09.209	8	27.414	19.263	21.161	1:07.838	5	27.735	19.265	21.157	1:08.157
3	27.950	19.493	21.464	1:08.907	9	27.433	19.300	21.544	1:08.277	6	27.583	19.304	21.173	1:08.060
4	27.665	19.348	21.309	1:08.322	<b>No.227 NORRIS LANDO</b>					7	27.521	19.276	21.064	1:07.861
5	27.688	19.339	21.264	1:08.291	1	32.320	20.218	22.928	1:15.466	8	27.470	19.577	21.182	1:08.229
										9	27.914	19.256	23.867	1:11.037

## KF

### KF Qualifying Heat B-C

#### Lap Time Analysis

For information purposes. No official / regulatory value

Laps	Sector 1	Sector 2	Sector 3	Lap Time
<b>No.243 ZHIRKOV ALEXANDER</b>				
1	31.418	20.569	22.497	1:14.484
2	28.749	19.963	21.784	1:10.496
3	28.373	19.839	21.475	1:09.687
4	28.308	19.980	21.692	1:09.980
5	27.594	19.697	21.725	1:09.016
6	27.644	19.672	21.244	1:08.560
7	28.123	19.504	21.151	1:08.778
8	27.461	19.416	21.133	1:08.010
9	27.913	19.402	22.131	1:09.446

Laps	Sector 1	Sector 2	Sector 3	Lap Time
<b>No.244 VIGORITO GIANNI</b>				
1	31.204	20.176	23.445	1:14.825
2	29.726	20.010	21.480	1:11.216
3	27.986	19.426	21.585	1:08.997
4	27.629	19.455	21.433	1:08.517
5	27.804	19.376	21.534	1:08.714
6	27.372	19.228	21.111	1:07.711
7	27.824	19.559	21.223	1:08.606
8	27.369	19.156	21.072	1:07.597
9	27.358	19.177	21.115	1:07.650

Laps	Sector 1	Sector 2	Sector 3	Lap Time
<b>No.245 GRZYB MICHAL</b>				
1	31.992	19.958	22.266	1:14.216
2	28.426	19.660	21.548	1:09.634
3	27.754	19.419	21.596	1:08.769
4	27.671	19.413	21.270	1:08.354
5	27.609	19.289	21.228	1:08.126
6	27.419	19.269	21.105	1:07.793
7	27.345	19.280	21.112	1:07.737
8	27.386	19.143	20.992	1:07.521
9	27.630	19.328	22.149	1:09.107

Laps	Sector 1	Sector 2	Sector 3	Lap Time
<b>No.246 GUAZZARONI ALESSIO</b>				
1	32.064	20.187	22.827	1:15.078
2	28.678	19.734	21.657	1:10.069
3	28.047	19.485	21.935	1:09.467
4	28.100	19.450	21.342	1:08.892
5	27.847	19.412	21.198	1:08.457
6	27.479	19.279	21.196	1:07.954
7	27.537	19.524	21.520	1:08.581
8	28.119	19.353	21.150	1:08.622
9	27.529	19.474	21.253	1:08.256

Laps	Sector 1	Sector 2	Sector 3	Lap Time
<b>No.248 KARI NIKO</b>				
1	29.599	19.782	21.877	1:11.258
2	28.085	19.576	22.404	1:10.065
3	29.491	19.599	21.412	1:10.502
4	27.609	19.206	21.222	1:08.037
5	27.499	19.545	21.160	1:08.204

Laps	Sector 1	Sector 2	Sector 3	Lap Time
6	27.454	19.150	21.131	1:07.735
7	27.370	19.231	21.065	1:07.666
8	27.382	19.129	21.060	1:07.571
9	27.321	19.102	21.072	1:07.495

Laps	Sector 1	Sector 2	Sector 3	Lap Time
<b>No.251 MAXIM KIM</b>				
1	35.839	20.033	22.081	1:17.953
2	28.057	19.571	21.966	1:09.594
3	27.868	19.934	21.603	1:09.405
4	27.742	19.448	21.524	1:08.714
5	27.487	19.389	21.118	1:07.994
6	27.672	19.308	20.991	1:07.971
7	27.329	19.193	21.104	1:07.626
8	27.707	19.239	21.073	1:08.019
9	27.478	19.347	21.109	1:07.934

























Laps	Sector 1	Sector 2	Sector 3	Lap Time
<b>No.253 PANKIEWICZ WIKTORIA</b>				
1	31.468	20.174	22.593	1:14.235
2	28.703	20.308	21.907	1:10.918
3	28.388	19.945	21.687	1:10.020
4	28.468	19.590	21.792	1:09.850
5	27.844	19.302	21.274	1:08.420
6	27.483	19.391	21.214	1:08.088
7	27.733	19.293	21.254	1:08.280
8	27.480	19.323	21.185	1:07.988
9	27.743	19.331	21.959	1:09.033

# KF

## Qualifying Heat B-C

### Starting Grid

Subject to scrutineering &amp; sporting investigations

245	<b>GRZYB MICHAL</b> BIREL / TM / DUNLOP		<b>12</b>	208	<b>SORENSEN CHRISTIAN</b> ART GP / TM / DUNLOP	
243	<b>ZHIRKOV ALEXANDER</b> EXPRIT / TM / DUNLOP		<b>11</b>	253	<b>PANKIEWICZ WIKTORIA</b> TONY KART / TM / DUNLOP	
240	<b>FONG JULIEN</b> TONY KART / TM / DUNLOP		<b>10</b>	246	<b>GUAZZARONI ALESSIO</b> EKS / TM / DUNLOP	
206	<b>KORNEEV AEXEY</b> TONY KART / VORTEX / DUNLOP		<b>9</b>	235	<b>SETTE CAMARA SERGIO</b> ART GP / TM / DUNLOP	
221	<b>LAVELLI KEVIN</b> TOP KART / PARILLA / DUNLOP		<b>8</b>	214	<b>BERTONELLI DIEGO</b> PRAGA / PARILLA / DUNLOP	
234	<b>OKADA TAKUYA</b> ART GP / TM / DUNLOP		<b>7</b>	244	<b>VIGORITO GIANNI</b> EXPRIT / TM / DUNLOP	
227	<b>NORRIS LANDO</b> FA KART / VORTEX / DUNLOP		<b>6</b>	209	<b>TROITCKIY NIKITA</b> TONY KART / VORTEX / DUNLOP	
207	<b>GORDEEV ALEXANDER</b> TONY KART / VORTEX / DUNLOP		<b>5</b>	251	<b>MAXIM KIM</b> DR / TM / DUNLOP	
241	<b>CUCCO STEFANO</b> BIREL / TM / DUNLOP		<b>4</b>	242	<b>CHAIMONGKOL SASAKORN</b> BIREL / TM / DUNLOP	
213	<b>DABSKI KAROL</b> PRAGA / PARILLA / DUNLOP		<b>3</b>	231	<b>MARCU DIONISIOS</b> CRG / TM / DUNLOP	
248	<b>KARI NIKO</b> TONY KART / VORTEX / DUNLOP		<b>2</b>	204	<b>MAZEPIN NIKITA</b> TONY KART / VORTEX / DUNLOP	
210	<b>NICKLAS NIELSEN</b> KOSMIC / VORTEX / DUNLOP		<b>1</b>	230	<b>LORANDI ALESSIO</b> TONY KART / TM / DUNLOP	

**POLE POSITION**


KF

Document 25

## KF Qualifying Heat A-D Results

Subject to scrutineering & sporting investigations

Rnk	No.	Entrant	Nat	Driver	Nat	Equipment	Laps	Gap	Interv.	Best Lap	Points
1	▲5	238 Keijzer Racing		<b>VAN LEEUWEN MARTIJN</b>		ZANARDI / PARILLA / DUNLOP	9			1:07.747	<b>0</b>
2	▬	203 TONY KART RACING TEAM		<b>BASZ KAROL</b>		TONY KART / VORTEX / DUNLOP	9	<b>0.221</b>	0.221	1:08.007	<b>2</b>
3	▬	202 ZANARDI STRAKKA RACING		<b>ILOTT CALLUM</b>		ZANARDI / PARILLA / DUNLOP	9	<b>0.283</b>	0.062	1:07.737	<b>3</b>
4	▲5	233 Team Komarov		<b>SITNIKOV NIKITA</b>		TONY KART / PARILLA / DUNLOP	9	<b>0.547</b>	0.264	1:07.764	<b>4</b>
5	▲6	225 Ricky Flynn Motorsport		<b>NORRIS OLLIE</b>		FA KART / VORTEX / DUNLOP	9	<b>0.870</b>	0.323	1:07.786	<b>5</b>
6	▼2	218 ENERGY CORSE SRL		<b>STUPENKOV EGOR</b>		ENERGY / TM / DUNLOP	9	<b>1.147</b>	0.277	1:07.856	<b>6</b>
7	▲1	205 TONY KART RACING TEAM		<b>AUBRY GABRIEL</b>		TONY KART / VORTEX / DUNLOP	9	<b>1.416</b>	0.269	1:07.819	<b>7</b>
8	▲2	222 Crg SPA		<b>GOMEZ SIDNEY</b>		CRG / TM / DUNLOP	9	<b>1.596</b>	0.180	1:07.584	<b>8</b>
9	▼2	239 Kartronix International		<b>YIFAN XIA</b>		TONY KART / TM / DUNLOP	9	<b>3.277</b>	1.681	1:08.111	<b>9</b>
10	▲8	201 ZANARDI STRAKKA RACING		<b>JOYNER TOM</b>		ZANARDI / PARILLA / DUNLOP	9	<b>4.144</b>	0.867	1:07.711	<b>10</b>
11	▼6	219 ENERGY CORSE SRL		<b>HORN MORITZ</b>		ENERGY / TM / DUNLOP	9	<b>4.931</b>	0.787	1:07.861	<b>11</b>
12	▲1	220 COMER TOP KART		<b>MAESTRANZI MARCO</b>		TOP KART / PARILLA / DUNLOP	9	<b>7.349</b>	2.418	1:08.296	<b>12</b>
13	▲9	249 ROMANUCCI CARMINE		<b>ROMANUCCI ANTONIO</b>		TONY KART / TM / DUNLOP	9	<b>7.415</b>	0.066	1:08.429	<b>13</b>
14	▼2	211 Kosmic Racing Departemen		<b>DARRAS JULIEN</b>		KOSMIC / VORTEX / DUNLOP	9	<b>8.412</b>	0.997	1:08.176	<b>14</b>
15	▲2	236 ART GRAND PRIX FINLAND		<b>TUJULA TUOMAS</b>		ART GP / TM / DUNLOP	9	<b>10.186</b>	1.774	1:08.142	<b>15</b>
16	▼1	224 Ricky Flynn Motorsport		<b>ZHOU GUAN YU</b>		FA KART / VORTEX / DUNLOP	9	<b>11.019</b>	0.833	1:08.388	<b>16</b>
17	▼3	228 Energy Germany		<b>MARTYNYUK MAXIM</b>		ENERGY / TM / DUNLOP	9	<b>11.141</b>	0.122	1:08.398	<b>17</b>
18	▲6	232 Team Komarov		<b>VOLKOV EVGENIY</b>		TONY KART / PARILLA / DUNLOP	9	<b>11.481</b>	0.340	1:08.372	<b>18</b>
19	▼3	223 Forza Racing		<b>ROSSEL KEVIN</b>		TONY KART / TM / DUNLOP	9	<b>11.490</b>	0.009	1:07.849	<b>19</b>
20	▲5	217 Forza Racing		<b>SHLOM YAN</b>		TONY KART / TM / DUNLOP	9	<b>11.864</b>	0.374	1:08.007	<b>20</b>
21	▼2	215 PRAGA KART RACING		<b>SATO MARINO</b>		PRAGA / PARILLA / DUNLOP	9	<b>12.645</b>	0.781	1:08.158	<b>21</b>
22	▼1	229 BABY RACE		<b>MARTUCCI MARIO</b>		TONY KART / TM / DUNLOP	9	<b>12.963</b>	0.318	1:08.553	<b>22</b>
23	▼3	247 Scaravaggi Massimo		<b>SCARAVAGGI NICOLO</b>		TONY KART / TM / DUNLOP	9	<b>17.767</b>	4.804	1:08.163	<b>23</b>
24	▼1	250 Valtex s.a.s		<b>DURANTE COSIMO FRAI</b>		TONY KART / VORTEX / DUNLOP	1	<b>8 Laps</b>	8 Laps	1:14.912	<b>24</b>

### Not Classified

		226 Ricky Flynn Motorsport		<b>DARUVALA JEHAN</b>		FA KART / VORTEX / DUNLOP		<b>DNS</b>			<b>26</b>
--	--	----------------------------	--	-----------------------	--	---------------------------	--	------------	--	--	-----------

Leaders : No.202 ILOTT CALLUM (1-5) / No.203 BASZ KAROL (6-8) / No.238 VAN LEEUWEN MARTIJN (9-9)

Start Time : 22/03 - 15:53:56

Best Lap : No.222 GOMEZ SIDNEY 1:07.584 90,50 Kph

Weather : Sunny Air : 23°C Track : Dry

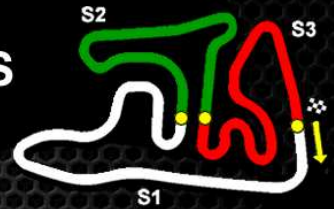
Event Record : No.226 DARUVALA JEHAN 1:06.637 91,78 Kph



# WSK SUPER MASTER SERIES

## SARNO 20 - 23.03.2014

### ITALY



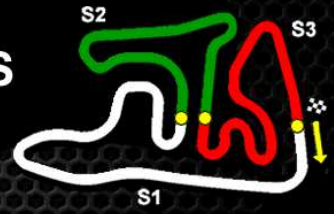
## KF

### KF Qualifying Heat A-D

#### Lap Chart

For information purposes. No official / regulatory value

	1	2	3	4	5	6	7	8	9	10	11	12	13	14	15	16	17	18	19	20	21	22	23	24	25
Grid	<del>226</del>	203	202	218	219	238	239	205	233	222	225	211	220	228	224	223	236	201	215	247	229	249	250	232	217
Start	202	219	239	203	218	238	205	233	222	211	225	220	228	224	223	236	201	247	215	249	229	232	250	217	
Lap 1 Interval	202	239 0.2	203 0.5	219 0.5	238 0.3	218 0.1	233 0.4	224 0.1	205 0.2	225 0.3	222 0.2	220 0.4	236 0.0	201 0.0	249 0.2	229 0.3	211 0.2	215 0.0	247 0.0	232 0.1	228 0.0	223 0.1	217 0.1	250 0.9	
Lap 2	202	239 0.2	203 0.1	238 0.9	218 0.3	233 0.1	219 0.2	224 0.0	205 0.1	225 0.1	222 0.1	220 0.4	201 0.5	249 0.1	229 0.9	215 0.0	236 0.4	211 0.1	223 0.1	228 0.4	232 0.7	217 0.1	247 2.0		
Lap 3	202	239 0.4	203 0.1	238 0.6	233 0.3	218 0.3	205 0.4	222 0.5	225 0.2	201 1.6	249 0.1	224 0.2	219 0.1	220 0.2	215 0.0	229 0.3	223 0.1	211 0.0	228 0.0	236 0.2	232 0.4	217 0.1	247 2.0		
Lap 4	202	239 0.2	203 0.2	238 0.4	233 0.1	218 0.5	205 0.2	222 0.5	225 0.1	201 2.5	224 0.3	249 0.1	220 0.3	219 0.1	211 0.4	236 0.3	215 1.1	228 0.2	247 2.1	232 0.2	229 0.8	217 0.0	223 1.4		
Lap 5	202	203 0.1	238 0.2	205 1.1	218 0.1	233 0.3	225 0.3	222 0.5	239 0.2	224 1.3	201 0.2	249 0.1	220 0.2	219 0.1	211 0.3	236 0.0	215 1.6	228 0.4	247 2.0	232 0.4	217 0.6	229 0.4	223 0.9		
Lap 6	203	238 0.4	202 0.0	218 1.1	233 0.1	205 0.2	225 0.0	222 1.0	239 0.5	201 1.8	219 0.5	249 0.1	220 0.3	211 0.1	224 0.1	236 0.1	215 0.3	228 0.6	247 2.2	232 0.2	217 0.4	229 0.9	223 0.1		
Lap 7	203	202 0.5	238 0.4	218 0.4	233 0.2	225 0.2	205 0.5	222 0.5	239 0.7	201 1.7	219 0.5	249 0.5	220 0.1	236 1.5	211 0.1	224 0.3	228 0.0	215 0.2	247 1.2	232 0.3	217 0.0	223 1.2	229 0.6		
Lap 8	203	202 0.2	238 0.4	233 0.8	218 0.2	225 0.1	205 0.3	222 0.5	239 1.0	201 1.3	219 0.6	220 1.6	249 0.0	211 1.3	236 0.1	224 0.1	215 0.3	228 0.3	247 0.2	217 0.5	232 0.3	223 0.4	229 1.2		
Lap 9	238	203 0.2	202 0.0	233 0.2	225 0.3	218 0.2	205 0.2	222 0.1	239 1.6	201 0.8	219 0.7	220 2.4	249 0.0	211 0.9	236 1.7	224 0.8	228 0.1	232 0.3	223 0.0	217 0.3	215 0.7	229 0.3	247 4.8		



## KF

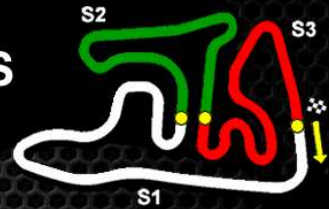
### KF Qualifying Heat A-D

#### Lap Time Analysis

For information purposes. No official / regulatory value

Laps	Sector 1	Sector 2	Sector 3	Lap Time	Laps	Sector 1	Sector 2	Sector 3	Lap Time	Laps	Sector 1	Sector 2	Sector 3	Lap Time
<b>No.201 JOYNER TOM</b>					6	28.128	19.634	21.501	1:09.263	2	<b>27.945</b>	<b>19.470</b>	<b>21.453</b>	<b>1:08.868</b>
1	<b>31.124</b>	<b>20.082</b>	<b>22.312</b>	<b>1:13.518</b>	7	27.922	20.315	21.623	1:09.860	3	28.338	19.698	22.971	1:11.007
2	<b>28.274</b>	<b>19.576</b>	<b>21.425</b>	<b>1:09.275</b>	8	27.937	19.526	21.229	1:08.692	4	27.988	19.476	<b>21.302</b>	<b>1:08.766</b>
3	<b>27.905</b>	19.622	22.130	1:09.657	9	27.645	<b>19.318</b>	21.213	<b>1:08.176</b>	5	<b>27.631</b>	19.531	21.397	<b>1:08.559</b>
4	28.062	<b>19.442</b>	<b>21.228</b>	<b>1:08.732</b>	<b>No.215 SATO MARINO</b>					6	27.844	19.523	22.310	1:09.677
5	<b>27.691</b>	19.525	21.709	1:08.925	1	<b>31.434</b>	<b>19.925</b>	<b>22.647</b>	<b>1:14.006</b>	7	27.739	<b>19.324</b>	<b>21.233</b>	<b>1:08.296</b>
6	27.962	19.651	21.557	1:09.170	2	<b>28.321</b>	<b>19.482</b>	<b>21.686</b>	<b>1:09.489</b>	8	27.944	19.543	21.381	1:08.868
7	<b>27.531</b>	<b>19.346</b>	<b>21.081</b>	<b>1:07.958</b>	3	<b>28.161</b>	19.637	<b>21.617</b>	<b>1:09.415</b>	9	27.759	19.532	21.314	1:08.605
8	<b>27.462</b>	<b>19.264</b>	21.104	<b>1:07.830</b>	4	30.012	<b>19.440</b>	<b>21.417</b>	1:10.869	<b>No.222 GOMEZ SIDNEY</b>				
9	<b>27.443</b>	<b>19.206</b>	<b>21.062</b>	<b>1:07.711</b>	5	<b>27.804</b>	<b>19.432</b>	<b>21.392</b>	<b>1:08.628</b>	1	<b>29.886</b>	<b>20.434</b>	<b>23.116</b>	<b>1:13.436</b>
<b>No.202 ILOTT CALLUM</b>					6	<b>27.597</b>	<b>19.308</b>	<b>21.253</b>	<b>1:08.158</b>	2	<b>27.934</b>	<b>19.420</b>	<b>21.493</b>	<b>1:08.847</b>
1	<b>29.317</b>	<b>19.851</b>	<b>21.786</b>	<b>1:10.954</b>	7	27.650	19.822	22.431	1:09.903	3	28.157	<b>19.396</b>	<b>21.274</b>	<b>1:08.827</b>
2	<b>28.439</b>	<b>19.574</b>	<b>21.420</b>	<b>1:09.433</b>	8	27.690	19.824	<b>21.203</b>	1:08.717	4	<b>27.385</b>	<b>19.309</b>	<b>21.153</b>	<b>1:07.847</b>
3	<b>27.776</b>	<b>19.439</b>	<b>21.257</b>	<b>1:08.472</b>	9	27.613	20.561	23.528	1:11.702	5	27.598	19.903	22.348	1:09.849
4	<b>27.633</b>	<b>19.330</b>	21.308	<b>1:08.271</b>	<b>No.217 SHLOM YAN</b>					6	27.816	19.446	21.299	1:08.561
5	27.995	19.737	21.493	1:09.225	1	<b>31.173</b>	<b>20.493</b>	<b>22.199</b>	<b>1:13.865</b>	7	27.438	19.318	<b>21.115</b>	1:07.871
6	28.007	19.621	21.294	1:08.922	2	<b>28.874</b>	<b>19.747</b>	22.319	<b>1:10.940</b>	8	27.456	<b>19.253</b>	21.198	1:07.907
7	27.911	<b>19.224</b>	<b>21.014</b>	<b>1:08.149</b>	3	<b>27.979</b>	<b>19.499</b>	<b>21.390</b>	<b>1:08.868</b>	9	<b>27.293</b>	<b>19.151</b>	21.140	<b>1:07.584</b>
8	<b>27.512</b>	<b>19.216</b>	<b>21.009</b>	<b>1:07.737</b>	4	31.005	20.180	21.797	1:12.982	<b>No.223 ROSSEL KEVIN</b>				
9	<b>27.408</b>	19.335	22.200	1:08.943	5	<b>27.774</b>	<b>19.381</b>	21.435	<b>1:08.590</b>	1	<b>32.307</b>	<b>20.364</b>	<b>22.264</b>	<b>1:14.935</b>
<b>No.203 BASZ KAROL</b>					6	<b>27.610</b>	<b>19.319</b>	<b>21.237</b>	<b>1:08.166</b>	2	<b>28.668</b>	<b>19.690</b>	<b>21.441</b>	<b>1:09.799</b>
1	<b>29.539</b>	<b>20.219</b>	<b>21.643</b>	<b>1:11.401</b>	7	<b>27.438</b>	<b>19.297</b>	21.272	<b>1:08.007</b>	3	<b>28.102</b>	<b>19.393</b>	21.652	<b>1:09.147</b>
2	<b>28.056</b>	<b>19.514</b>	<b>21.513</b>	<b>1:09.083</b>	8	27.681	19.381	<b>21.200</b>	1:08.262	4	33.313	20.294	21.901	1:15.508
3	<b>27.825</b>	19.543	<b>21.304</b>	<b>1:08.672</b>	9	27.444	19.711	22.559	1:09.714	5	<b>27.763</b>	19.400	<b>21.341</b>	<b>1:08.504</b>
4	<b>27.631</b>	<b>19.331</b>	<b>21.217</b>	<b>1:08.179</b>	<b>No.218 STUPENKOV EGOR</b>					6	<b>27.420</b>	<b>19.247</b>	<b>21.182</b>	<b>1:07.849</b>
5	27.773	19.665	21.457	1:08.895	1	<b>29.621</b>	<b>20.630</b>	<b>22.044</b>	<b>1:12.295</b>	7	27.625	19.365	<b>21.164</b>	1:08.154
6	<b>27.541</b>	19.413	21.308	1:08.262	2	<b>28.068</b>	<b>19.631</b>	<b>21.702</b>	<b>1:09.401</b>	8	<b>27.412</b>	19.289	<b>21.157</b>	1:07.858
7	<b>27.533</b>	19.369	<b>21.156</b>	<b>1:08.058</b>	3	<b>27.970</b>	<b>19.473</b>	<b>21.303</b>	<b>1:08.746</b>	9	27.420	<b>19.155</b>	21.955	1:08.530
8	27.538	<b>19.304</b>	21.165	<b>1:08.007</b>	4	<b>27.483</b>	<b>19.338</b>	<b>21.175</b>	<b>1:07.996</b>	<b>No.224 ZHOU GUAN YU</b>				
9	27.534	19.405	22.240	1:09.179	5	27.592	20.028	21.766	1:09.386	1	<b>29.670</b>	<b>20.230</b>	<b>22.385</b>	<b>1:12.285</b>
<b>No.205 AUBRY GABRIEL</b>					6	27.626	<b>19.331</b>	21.316	1:08.273	2	<b>27.924</b>	<b>19.395</b>	<b>21.974</b>	<b>1:09.293</b>
1	<b>30.392</b>	<b>20.217</b>	<b>22.383</b>	<b>1:12.992</b>	7	<b>27.476</b>	<b>19.248</b>	<b>21.132</b>	<b>1:07.856</b>	3	29.518	19.564	22.368	1:11.450
2	<b>27.990</b>	<b>19.385</b>	<b>21.825</b>	<b>1:09.200</b>	8	<b>27.397</b>	19.664	21.364	1:08.425	4	<b>27.792</b>	19.473	<b>21.409</b>	<b>1:08.674</b>
3	<b>27.909</b>	19.386	<b>21.253</b>	<b>1:08.548</b>	9	<b>27.392</b>	19.607	21.217	1:08.216	5	<b>27.519</b>	19.479	<b>21.390</b>	<b>1:08.388</b>
4	<b>27.470</b>	<b>19.268</b>	<b>21.081</b>	<b>1:07.819</b>	<b>No.219 HORN MORITZ</b>					6	29.185	19.798	21.594	1:10.577
5	27.566	19.851	21.505	1:08.922	1	<b>29.314</b>	<b>20.832</b>	<b>21.856</b>	<b>1:12.002</b>	7	27.859	20.133	22.026	1:10.018
6	27.583	19.381	21.932	1:08.896	2	<b>28.070</b>	<b>19.902</b>	22.320	<b>1:10.292</b>	8	27.751	19.826	<b>21.180</b>	1:08.757
7	27.850	19.352	21.226	1:08.428	3	29.128	19.921	22.584	1:11.633	9	27.825	20.348	22.227	1:10.400
8	27.494	<b>19.254</b>	21.154	1:07.902	4	28.466	<b>19.375</b>	<b>21.344</b>	<b>1:09.185</b>	<b>No.225 NORRIS OLLIE</b>				
9	27.488	19.283	21.225	1:07.996	5	<b>27.755</b>	<b>19.314</b>	21.467	<b>1:08.536</b>	1	<b>30.281</b>	<b>20.196</b>	<b>22.590</b>	<b>1:13.067</b>
<b>No.211 DARRAS JULIEN</b>					6	27.912	19.451	21.767	1:09.130	2	<b>27.844</b>	<b>19.382</b>	<b>21.713</b>	<b>1:08.939</b>
1	<b>31.435</b>	<b>20.613</b>	<b>22.742</b>	<b>1:14.790</b>	7	<b>27.552</b>	<b>19.298</b>	<b>21.181</b>	<b>1:08.031</b>	3	28.523	<b>19.332</b>	<b>21.355</b>	1:09.210
2	<b>28.647</b>	<b>19.526</b>	<b>21.842</b>	<b>1:10.015</b>	8	<b>27.495</b>	<b>19.216</b>	<b>21.165</b>	<b>1:07.876</b>	4	<b>27.480</b>	<b>19.175</b>	<b>21.131</b>	<b>1:07.786</b>
3	<b>28.459</b>	<b>19.444</b>	<b>21.508</b>	<b>1:09.411</b>	9	27.550	<b>19.205</b>	<b>21.106</b>	<b>1:07.861</b>	5	27.558	19.587	22.018	1:09.163
4	<b>28.102</b>	19.493	<b>21.201</b>	<b>1:08.796</b>	<b>No.220 MAESTRANZI MARCO</b>					6	27.480	19.190	21.314	1:07.984
5	<b>27.493</b>	19.518	21.440	<b>1:08.451</b>	1	<b>30.395</b>	<b>20.405</b>	<b>22.840</b>	<b>1:13.640</b>	7	27.621	19.182	<b>21.066</b>	1:07.869
										8	<b>27.408</b>	19.238	21.401	1:08.047





## KF

### KF Qualifying Heat A-D

#### Lap Time Analysis


























For information purposes. No official / regulatory value

Laps	Sector 1	Sector 2	Sector 3	Lap Time	Laps	Sector 1	Sector 2	Sector 3	Lap Time	Laps	Sector 1	Sector 2	Sector 3	Lap Time
9	27.447	19.247	21.112	1:07.806	5	<b>27.549</b>	<b>19.324</b>	<b>21.269</b>	<b>1:08.142</b>	No.250	<b>DURANTE COSIMO FRANCESCO</b>			
<b>No.228</b>	<b>MARTYNYUK MAXIM</b>				6	28.332	19.550	21.607	1:09.489	1	<b>31.521</b>	<b>20.826</b>	<b>22.565</b>	<b>1:14.912</b>
1	<b>31.904</b>	<b>20.647</b>	<b>22.371</b>	<b>1:14.922</b>	7	27.875	19.870	21.652	1:09.397					
2	<b>29.065</b>	<b>19.742</b>	<b>21.566</b>	<b>1:10.373</b>	8	28.190	19.563	21.295	1:09.048					
3	<b>28.038</b>	<b>19.487</b>	<b>21.378</b>	<b>1:08.903</b>	9	27.953	20.175	21.625	1:09.753					
4	29.654	<b>19.427</b>	21.396	1:10.477	<b>No.238</b>	<b>VAN LEEUWEN MARTIJN</b>								
5	<b>27.924</b>	19.480	21.418	<b>1:08.822</b>	1	<b>29.713</b>	<b>20.315</b>	<b>22.071</b>	<b>1:12.099</b>					
6	<b>27.725</b>	<b>19.316</b>	<b>21.357</b>	<b>1:08.398</b>	2	<b>27.913</b>	<b>19.632</b>	<b>21.601</b>	<b>1:09.146</b>					
7	<b>27.641</b>	19.452	21.898	1:08.991	3	<b>27.700</b>	<b>19.410</b>	<b>21.337</b>	<b>1:08.447</b>					
8	27.869	20.186	<b>21.285</b>	1:09.340	4	<b>27.498</b>	<b>19.233</b>	<b>21.197</b>	<b>1:07.928</b>					
9	<b>27.604</b>	19.981	22.255	1:09.840	5	27.567	19.762	21.408	1:08.737					
<b>No.229</b>	<b>MARTUCCI MARIO</b>				6	27.633	19.439	21.315	1:08.387					
1	<b>30.904</b>	<b>20.044</b>	<b>22.554</b>	<b>1:13.502</b>	7	28.067	19.347	21.230	1:08.644					
2	<b>28.208</b>	<b>19.698</b>	<b>21.846</b>	<b>1:09.752</b>	8	<b>27.373</b>	<b>19.226</b>	<b>21.148</b>	<b>1:07.747</b>					
3	<b>28.117</b>	19.911	<b>21.733</b>	1:09.761	9	<b>27.320</b>	<b>19.114</b>	21.783	1:08.217					
4	31.919	20.523	<b>21.656</b>	1:14.098	<b>No.239</b>	<b>YIFAN XIA</b>								
5	28.120	<b>19.445</b>	<b>21.481</b>	<b>1:09.046</b>	1	<b>29.404</b>	<b>19.785</b>	<b>21.725</b>	<b>1:10.914</b>					
6	<b>27.762</b>	19.452	<b>21.458</b>	<b>1:08.672</b>	2	<b>28.375</b>	<b>19.585</b>	<b>21.445</b>	<b>1:09.405</b>					
7	27.960	19.487	21.470	1:08.917	3	<b>27.930</b>	<b>19.360</b>	<b>21.391</b>	<b>1:08.681</b>					
8	<b>27.645</b>	19.528	<b>21.380</b>	<b>1:08.553</b>	4	<b>27.577</b>	<b>19.272</b>	<b>21.281</b>	<b>1:08.130</b>					
9	27.719	19.518	21.468	1:08.705	5	28.146	20.669	23.535	1:12.350					
<b>No.232</b>	<b>VOLKOV EVGENIY</b>				6	27.891	19.593	21.374	1:08.858					
1	<b>31.076</b>	<b>20.399</b>	<b>22.411</b>	<b>1:13.886</b>	7	<b>27.493</b>	19.355	<b>21.263</b>	<b>1:08.111</b>					
2	<b>28.637</b>	<b>20.172</b>	<b>22.369</b>	<b>1:11.178</b>	8	27.670	19.301	<b>21.232</b>	1:08.203					
3	<b>27.902</b>	<b>19.450</b>	<b>21.479</b>	<b>1:08.831</b>	9	27.578	19.344	21.249	1:08.171					
4	30.020	20.289	21.930	1:12.239	<b>No.247</b>	<b>SCARAVAGGI NICOLO</b>								
5	<b>27.831</b>	19.486	21.505	<b>1:08.822</b>	1	<b>30.395</b>	<b>19.941</b>	<b>23.837</b>	<b>1:14.173</b>					
6	<b>27.752</b>	<b>19.327</b>	<b>21.338</b>	<b>1:08.417</b>	2	31.855	19.954	<b>21.700</b>	<b>1:13.509</b>					
7	<b>27.642</b>	19.407	<b>21.323</b>	<b>1:08.372</b>	3	<b>27.754</b>	<b>19.600</b>	<b>21.498</b>	<b>1:08.852</b>					
8	27.876	19.471	21.337	1:08.684	4	28.260	19.930	21.541	1:09.731					
9	<b>27.608</b>	19.357	22.007	1:08.972	5	<b>27.731</b>	<b>19.484</b>	<b>21.463</b>	<b>1:08.678</b>					
<b>No.233</b>	<b>SITNIKOV NIKITA</b>				6	27.734	19.548	<b>21.336</b>	<b>1:08.618</b>					
1	<b>29.836</b>	<b>20.245</b>	<b>22.414</b>	<b>1:12.495</b>	7	<b>27.511</b>	<b>19.383</b>	<b>21.322</b>	<b>1:08.216</b>					
2	<b>27.915</b>	<b>19.448</b>	<b>21.805</b>	<b>1:09.168</b>	8	<b>27.499</b>	19.386	<b>21.278</b>	<b>1:08.163</b>					
3	<b>27.663</b>	<b>19.296</b>	<b>21.266</b>	<b>1:08.225</b>	9	27.580	19.879	28.716	1:16.175					
4	<b>27.467</b>	<b>19.197</b>	<b>21.100</b>	<b>1:07.764</b>	<b>No.249</b>	<b>ROMANUCCI ANTONIO</b>								
5	27.796	20.411	22.138	1:10.345	1	<b>30.764</b>	<b>19.984</b>	<b>22.445</b>	<b>1:13.193</b>					
6	27.515	19.228	21.299	1:08.042	2	<b>27.926</b>	<b>19.772</b>	<b>21.493</b>	<b>1:09.191</b>					
7	27.527	19.310	21.117	1:07.954	3	28.082	<b>19.580</b>	22.032	1:09.694					
8	<b>27.392</b>	19.278	21.214	1:07.884	4	<b>27.613</b>	19.801	21.644	<b>1:09.058</b>					
9	27.483	19.200	21.214	1:07.897	5	<b>27.595</b>	<b>19.464</b>	21.553	<b>1:08.612</b>					
<b>No.236</b>	<b>TUJULA TUOMAS</b>				6	27.946	19.575	22.102	1:09.623					
1	<b>30.524</b>	<b>20.202</b>	<b>22.736</b>	<b>1:13.462</b>	7	27.733	<b>19.368</b>	<b>21.328</b>	<b>1:08.429</b>					
2	<b>28.717</b>	<b>20.004</b>	<b>22.152</b>	<b>1:10.873</b>	8	27.991	19.711	21.437	1:09.139					
3	28.993	<b>19.471</b>	<b>21.355</b>	<b>1:09.819</b>	9	27.791	19.493	<b>21.290</b>	1:08.574					
4	<b>28.123</b>	<b>19.401</b>	<b>21.353</b>	<b>1:08.877</b>										

## KF Qualifying Heat A-D

### Starting Grid

Subject to scrutineering &amp; sporting investigations

217	<b>SHLOM YAN</b> TONY KART / TM / DUNLOP		<b>13</b>	232	<b>VOLKOV EVGENIY</b> TONY KART / PARILLA / DUNLOP	
250	<b>DURANTE COSIMO FRANCESCO</b> TONY KART / VORTEX / DUNLOP		<b>12</b>	249	<b>ROMANUCCI ANTONIO</b> TONY KART / TM / DUNLOP	
229	<b>MARTUCCI MARIO</b> TONY KART / TM / DUNLOP		<b>11</b>	247	<b>SCARAVAGGI NICOLO</b> TONY KART / TM / DUNLOP	
215	<b>SATO MARINO</b> PRAGA / PARILLA / DUNLOP		<b>10</b>	201	<b>JOYNER TOM</b> ZANARDI / PARILLA / DUNLOP	
236	<b>TUJULA TUOMAS</b> ART GP / TM / DUNLOP		<b>9</b>	223	<b>ROSSEL KEVIN</b> TONY KART / TM / DUNLOP	
224	<b>ZHOU GUAN YU</b> FA KART / VORTEX / DUNLOP		<b>8</b>	228	<b>MARTYNYUK MAXIM</b> ENERGY / TM / DUNLOP	
220	<b>MAESTRANZI MARCO</b> TOP KART / PARILLA / DUNLOP		<b>7</b>	211	<b>DARRAS JULIEN</b> KOSMIC / VORTEX / DUNLOP	
225	<b>NORRIS OLLIE</b> FA KART / VORTEX / DUNLOP		<b>6</b>	222	<b>GOMEZ SIDNEY</b> CRG / TM / DUNLOP	
233	<b>SITNIKOV NIKITA</b> TONY KART / PARILLA / DUNLOP		<b>5</b>	205	<b>AUBRY GABRIEL</b> TONY KART / VORTEX / DUNLOP	
239	<b>YIFAN XIA</b> TONY KART / TM / DUNLOP		<b>4</b>	238	<b>VAN LEEUWEN MARTIJN</b> ZANARDI / PARILLA / DUNLOP	
219	<b>HORN MORITZ</b> ENERGY / TM / DUNLOP		<b>3</b>	218	<b>STUPENKOV EGOR</b> ENERGY / TM / DUNLOP	
202	<b>ILOTT CALLUM</b> ZANARDI / PARILLA / DUNLOP		<b>2</b>	203	<b>BASZ KAROL</b> TONY KART / VORTEX / DUNLOP	
226	<b>DARUVALA JEHAN</b> FA KART / VORTEX / DUNLOP		<b>1</b>			

**POLE POSITION**


KF

Document 24

## KF Qualifying Heat B-D Results

Subject to scrutineering & sporting investigations

Rnk	No.	Entrant	Nat	Driver	Nat	Equipment	Laps	Gap	Interv.	Best Lap	Points
1	▲2	248	Ward Racing	 <b>KARI NIKO</b>		TONY KART / VORTEX / DUNLOP	9			1:07.089	<b>0</b>
2	=	203	TONY KART RACING TEAM	 <b>BASZ KAROL</b>		TONY KART / VORTEX / DUNLOP	9	<b>1.932</b>	1.932	1:07.357	<b>2</b>
3	▼2	210	Kosmic Racing Departemen	 <b>NICKLAS NIELSEN</b>		KOSMIC / VORTEX / DUNLOP	9	<b>2.401</b>	0.469	1:06.948	<b>3</b>
4	▲6	222	Crg SPA	 <b>GOMEZ SIDNEY</b>		CRG / TM / DUNLOP	9	<b>3.586</b>	1.185	1:06.972	<b>4</b>
5	=	213	PRAGA KART RACING	 <b>DABSKI KAROL</b>		PRAGA / PARILLA / DUNLOP	9	<b>3.809</b>	0.223	1:07.539	<b>5</b>
6	▲13	240	Kartronix International	 <b>FONG JULIEN</b>		TONY KART / TM / DUNLOP	9	<b>4.447</b>	0.638	1:07.268	<b>6</b>
7	▲9	223	Forza Racing	 <b>ROSSEL KEVIN</b>		TONY KART / TM / DUNLOP	9	<b>5.729</b>	1.282	1:07.267	<b>7</b>
8	▲9	206	Ward Racing	 <b>KORNEEV AEXEY</b>		TONY KART / VORTEX / DUNLOP	9	<b>5.795</b>	0.066	1:07.318	<b>8</b>
9	▲6	221	COMER TOP KART	 <b>LAVELLI KEVIN</b>		TOP KART / PARILLA / DUNLOP	9	<b>6.426</b>	0.631	1:07.271	<b>9</b>
10	▲8	201	ZANARDI STRAKKA RACING	 <b>JOYNER TOM</b>		ZANARDI / PARILLA / DUNLOP	9	<b>7.805</b>	1.379	1:07.165	<b>10</b>
11	▲12	245	GRZYB JANUSZ	 <b>GRZYB MICHAL</b>		BIREL / TM / DUNLOP	9	<b>7.933</b>	0.128	1:07.236	<b>11</b>
12	▲2	228	Energy Germany	 <b>MARTYNYUK MAXIM</b>		ENERGY / TM / DUNLOP	9	<b>10.083</b>	2.150	1:07.608	<b>12</b>
13	▲9	249	ROMANUCCI CARMINE	 <b>ROMANUCCI ANTONIO</b>		TONY KART / TM / DUNLOP	9	<b>10.175</b>	0.092	1:07.300	<b>13</b>
14	▼3	227	Ricky Flynn Motorsport	 <b>NORRIS LANDO</b>		FA KART / VORTEX / DUNLOP	9	<b>10.639</b>	0.464	1:06.884	<b>14</b>
15	▲9	232	Team Komarov	 <b>VOLKOV EVGENIY</b>		TONY KART / PARILLA / DUNLOP	9	<b>10.962</b>	0.323	1:07.438	<b>15</b>
16	▼3	234	ART GRAND PRIX SRL	 <b>OKADA TAKUYA</b>		ART GP / TM / DUNLOP	9	<b>11.020</b>	0.058	1:07.333	<b>16</b>
17	▼5	211	Kosmic Racing Departemen	 <b>DARRAS JULIEN</b>		KOSMIC / VORTEX / DUNLOP	9	<b>11.361</b>	0.341	1:07.164	<b>17</b>
18	▼9	207	Ward Racing	 <b>GORDEEV ALEXANDER</b>		TONY KART / VORTEX / DUNLOP	9	<b>11.741</b>	0.380	1:07.264	<b>18</b>
19	▼11	205	TONY KART RACING TEAM	 <b>AUBRY GABRIEL</b>		TONY KART / VORTEX / DUNLOP	9	<b>12.694</b>	0.953	1:07.291	<b>19</b>
20	=	247	Scaravaggi Massimo	 <b>SCARAVAGGI NICOLO</b>		TONY KART / TM / DUNLOP	9	<b>13.331</b>	0.637	1:07.480	<b>20</b>
21	=	243	RB KART TECHNOLOGY	 <b>ZHIRKOV ALEXANDER</b>		EXPRIT / TM / DUNLOP	9	<b>13.832</b>	0.501	1:07.639	<b>21</b>
22	▼15	241	BIREL MOTORSPORT	 <b>CUCCO STEFANO</b>		BIREL / TM / DUNLOP	9	<b>15.018</b>	1.186	1:07.344	<b>22</b>
23	▼17	238	Keijzer Racing	 <b>VAN LEEUWEN MARTIJN</b>		ZANARDI / PARILLA / DUNLOP	7	<b>2 Laps</b>	2 Laps	1:07.961	<b>23</b>
24	▼20	218	ENERGY CORSE SRL	 <b>STUPENKOV EGOR</b>		ENERGY / TM / DUNLOP	3	<b>6 Laps</b>	4 Laps	1:07.897	<b>24</b>

Leaders : No.248 KARI NIKO (1-9)

Start Time : 22/03 - 13:54:19

Best Lap : No.227 NORRIS LANDO 1:06.884 91,44 Kph

Weather : Sunny Air : 23°C Track : Dry

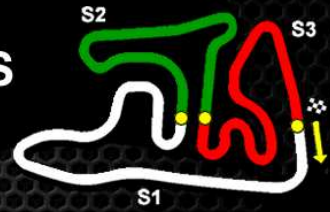
Event Record : No.226 DARUVALA JEHAN 1:06.637 91,78 Kph



# WSK SUPER MASTER SERIES

## SARNO 20 - 23.03.2014

### ITALY



## KF

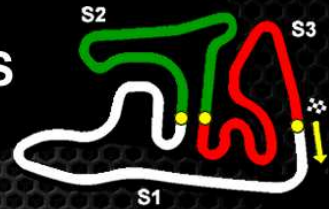
### KF Qualifying Heat B-D

#### Lap Chart

For information purposes. No official / regulatory value

	1	2	3	4	5	6	7	8	9	10	11	12	13	14	15	16	17	18	19	20	21	22	23	24
Grid	210	203	248	218	213	238	241	205	207	222	227	211	234	228	221	223	206	201	240	247	243	249	245	232
Start	210	203	248	218	213	241	238	207	205	227	222	234	221	211	228	223	201	206	240	247	249	243	232	245
Lap 1 Interval	248	213 0.6	203 0.3	218 1.2	210 0.2	222 0.1	240 0.9	206 0.0	223 0.1	221 0.1	228 1.0	249 0.0	232 0.4	245 0.3	243 0.9	207 0.0	201 0.4	234 0.3	247 0.2	227 1.5	211 0.3	205 2.1	241 1.1	238 23.2
Lap 2	248	213 0.6	203 0.4	218 1.4	210 0.5	222 0.2	240 0.5	206 0.2	221 0.2	223 0.2	228 0.4	249 0.1	245 0.7	232 0.4	243 1.0	201 0.0	234 0.6	207 0.0	247 0.3	227 0.1	211 1.0	205 2.0	241 1.5	238 23.0
Lap 3	248	213 0.9	203 0.1	218 1.6	210 0.2	222 0.3	240 0.4	206 0.6	223 0.4	221 0.4	249 0.2	228 0.1	245 0.2	232 0.8	201 0.5	243 0.7	227 0.5	234 0.3	207 0.1	247 0.2	211 0.3	205 2.1	241 1.7	238 23.2
Lap 4	248	203 1.1	213 0.4	210 1.4	222 0.5	240 0.3	206 0.5	223 0.4	221 0.4	249 0.2	245 0.5	228 0.3	201 0.9	232 0.2	227 0.8	234 0.7	243 0.1	207 0.0	211 0.3	247 0.3	205 1.7	241 1.8	238 23.4	
Lap 5	248	203 1.0	213 0.7	210 1.0	222 0.5	240 0.3	206 0.5	223 0.3	221 0.5	249 0.0	245 0.5	228 0.6	201 0.5	232 0.5	227 0.3	234 1.5	207 0.5	243 0.2	211 0.1	247 0.4	205 0.9	241 2.0	238 23.9	
Lap 6	248	203 1.1	213 0.9	210 0.7	222 0.5	240 0.5	206 0.6	223 0.2	221 1.1	249 0.1	245 0.0	228 0.7	201 0.0	227 1.0	232 0.3	234 1.4	207 0.8	211 0.2	243 0.4	247 0.3	205 0.4	241 2.1	238 24.7	
Lap 7	248	203 1.3	213 1.0	210 0.3	222 0.6	240 1.1	223 0.1	206 0.8	221 0.8	245 0.9	201 0.2	249 0.1	228 0.1	227 0.0	232 0.9	234 1.4	211 1.0	207 0.2	243 0.3	247 0.3	205 0.1	241 2.3	238 25.1	
Lap 8	248	203 1.5	210 0.9	213 0.4	222 0.1	240 0.9	223 1.1	206 0.3	221 0.6	245 0.9	201 0.2	228 1.0	227 0.2	232 0.3	249 0.0	234 1.1	211 1.0	207 0.2	205 0.9	247 0.4	243 0.2	241 1.6		
Lap 9	248	203 1.9	210 0.4	222 1.1	213 0.2	240 0.6	223 1.2	206 0.0	221 0.6	201 1.3	245 0.1	228 2.1	249 0.0	227 0.4	232 0.3	234 0.0	211 0.3	207 0.3	205 0.9	247 0.6	243 0.5	241 1.1		





## KF

### KF Qualifying Heat B-D

#### Lap Time Analysis





















For information purposes. No official / regulatory value

Laps	Sector 1	Sector 2	Sector 3	Lap Time	Laps	Sector 1	Sector 2	Sector 3	Lap Time	Laps	Sector 1	Sector 2	Sector 3	Lap Time
4	27.603	19.679	21.106	1:08.388	2	28.110	19.507	21.363	1:08.980	9	27.368	19.284	21.500	1:08.152
5	<b>27.315</b>	<b>19.160</b>	<b>20.963</b>	<b>1:07.438</b>	3	<b>27.844</b>	<b>19.434</b>	<b>21.104</b>	<b>1:08.382</b>					
6	27.386	19.513	21.135	1:08.034	4	<b>27.398</b>	19.529	22.039	1:08.966					
7	<b>27.310</b>	<b>19.157</b>	21.017	1:07.484	5	27.439	19.708	21.199	<b>1:08.346</b>					
8	27.498	<b>19.078</b>	<b>20.957</b>	1:07.533	6	27.914	<b>19.232</b>	<b>21.051</b>	<b>1:08.197</b>					
9	<b>27.286</b>	19.579	22.165	1:09.030	7	27.427	19.264	<b>20.948</b>	<b>1:07.639</b>					
<b>No.234 OKADA TAKUYA</b>					8	27.438	19.258	21.856	1:08.552					
1	<b>34.077</b>	<b>19.646</b>	<b>23.026</b>	<b>1:16.749</b>	9	27.423	19.320	21.037	1:07.780					
2	<b>27.861</b>	19.664	<b>21.432</b>	<b>1:08.957</b>	<b>No.245 GRZYB MICHAL</b>									
3	<b>27.550</b>	19.707	<b>21.205</b>	<b>1:08.462</b>	1	<b>31.816</b>	<b>20.180</b>	<b>21.871</b>	<b>1:13.867</b>					
4	<b>27.330</b>	<b>19.159</b>	21.432	<b>1:07.921</b>	2	<b>27.799</b>	<b>19.499</b>	<b>21.173</b>	<b>1:08.471</b>					
5	27.400	19.228	<b>21.084</b>	<b>1:07.712</b>	3	<b>27.451</b>	<b>19.199</b>	<b>21.089</b>	<b>1:07.739</b>					
6	<b>27.306</b>	19.163	<b>21.071</b>	<b>1:07.540</b>	4	<b>27.448</b>	<b>19.189</b>	<b>21.040</b>	<b>1:07.677</b>					
7	<b>27.269</b>	19.189	<b>21.003</b>	<b>1:07.461</b>	5	<b>27.248</b>	<b>19.067</b>	<b>20.969</b>	<b>1:07.284</b>					
8	27.286	<b>19.096</b>	<b>20.951</b>	<b>1:07.333</b>	6	27.346	19.081	21.084	1:07.511					
9	27.298	19.176	21.362	1:07.836	7	27.630	19.397	21.106	1:08.133					
<b>No.238 VAN LEEUWEN MARTIJN</b>					8	27.283	<b>19.052</b>	<b>20.901</b>	<b>1:07.236</b>					
1	<b>1:03.735</b>	<b>20.189</b>	<b>21.690</b>	<b>1:45.614</b>	9	27.315	19.142	21.416	1:07.873					
2	<b>27.807</b>	<b>19.498</b>	<b>21.166</b>	<b>1:08.471</b>	<b>No.247 SCARAVAGGI NICOLO</b>									
3	<b>27.626</b>	<b>19.446</b>	21.216	<b>1:08.288</b>	1	<b>31.566</b>	<b>20.888</b>	<b>23.866</b>	<b>1:16.320</b>					
4	<b>27.531</b>	<b>19.335</b>	<b>21.138</b>	<b>1:08.004</b>	2	<b>28.144</b>	<b>19.521</b>	<b>21.497</b>	<b>1:09.162</b>					
5	27.577	<b>19.306</b>	21.172	1:08.055	3	<b>27.760</b>	<b>19.331</b>	<b>21.353</b>	<b>1:08.444</b>					
6	27.751	19.366	21.165	1:08.282	4	<b>27.434</b>	<b>19.200</b>	21.805	<b>1:08.439</b>					
7	27.636	<b>19.250</b>	<b>21.075</b>	<b>1:07.961</b>	5	27.448	19.239	21.521	<b>1:08.208</b>					
<b>No.240 FONG JULIEN</b>					6	27.531	19.249	<b>21.134</b>	<b>1:07.914</b>					
1	<b>30.703</b>	<b>19.551</b>	<b>21.833</b>	<b>1:12.087</b>	7	<b>27.345</b>	<b>19.182</b>	<b>21.116</b>	<b>1:07.643</b>					
2	<b>27.996</b>	<b>19.395</b>	<b>21.312</b>	<b>1:08.703</b>	8	27.782	<b>19.094</b>	21.153	1:08.029					
3	<b>27.411</b>	<b>19.154</b>	<b>21.015</b>	<b>1:07.580</b>	9	<b>27.296</b>	19.238	<b>20.946</b>	<b>1:07.480</b>					
4	<b>27.314</b>	<b>19.138</b>	21.168	1:07.620	<b>No.248 KARI NIKO</b>									
5	27.347	<b>19.090</b>	<b>20.947</b>	<b>1:07.384</b>	1	<b>29.008</b>	<b>19.339</b>	<b>21.224</b>	<b>1:09.571</b>					
6	<b>27.279</b>	19.111	21.035	1:07.425	2	<b>27.853</b>	<b>19.300</b>	21.284	<b>1:08.437</b>					
7	<b>27.237</b>	19.123	<b>20.908</b>	<b>1:07.268</b>	3	<b>27.510</b>	<b>19.107</b>	<b>21.040</b>	<b>1:07.657</b>					
8	27.262	<b>19.077</b>	20.951	1:07.290	4	<b>27.327</b>	<b>19.099</b>	<b>20.981</b>	<b>1:07.407</b>					
9	27.302	19.123	20.990	1:07.415	5	<b>27.274</b>	<b>19.090</b>	21.115	1:07.479					
<b>No.241 CUCCO STEFANO</b>					6	27.284	19.099	<b>20.937</b>	<b>1:07.320</b>					
1	<b>30.027</b>	<b>27.079</b>	<b>25.333</b>	<b>1:22.439</b>	7	27.323	<b>19.028</b>	<b>20.897</b>	<b>1:07.248</b>					
2	<b>27.989</b>	<b>19.508</b>	<b>21.186</b>	<b>1:08.683</b>	8	27.280	<b>18.958</b>	<b>20.851</b>	<b>1:07.089</b>					
3	<b>27.556</b>	<b>19.368</b>	<b>21.129</b>	<b>1:08.053</b>	9	27.281	<b>18.946</b>	20.945	1:07.172					
4	<b>27.485</b>	<b>19.306</b>	<b>20.978</b>	<b>1:07.769</b>	<b>No.249 ROMANUCCI ANTONIO</b>									
5	<b>27.336</b>	<b>19.271</b>	<b>20.974</b>	<b>1:07.581</b>	1	<b>31.654</b>	<b>20.073</b>	<b>21.742</b>	<b>1:13.469</b>					
6	<b>27.323</b>	<b>19.240</b>	<b>20.941</b>	<b>1:07.504</b>	2	<b>27.894</b>	<b>19.350</b>	<b>21.185</b>	<b>1:08.429</b>					
7	<b>27.319</b>	<b>19.152</b>	21.050	1:07.521	3	<b>27.442</b>	<b>19.240</b>	21.365	<b>1:08.047</b>					
8	27.389	<b>19.143</b>	<b>20.838</b>	<b>1:07.370</b>	4	<b>27.375</b>	<b>19.189</b>	<b>21.064</b>	<b>1:07.628</b>					
9	<b>27.304</b>	19.146	20.894	<b>1:07.344</b>	5	<b>27.269</b>	<b>19.127</b>	<b>20.904</b>	<b>1:07.300</b>					
<b>No.243 ZHIRKOV ALEXANDER</b>					6	27.271	19.220	21.481	1:07.972					
1	<b>32.151</b>	<b>20.220</b>	<b>22.707</b>	<b>1:15.078</b>	7	27.765	19.477	21.355	1:08.597					
					8	28.078	19.583	21.120	1:08.781					

## KF Qualifying Heat B-D

### Starting Grid

Subject to scrutineering &amp; sporting investigations

245	<b>GRZYB MICHAL</b> BIREL / TM / DUNLOP		<b>12</b>	232	<b>VOLKOV EVGENIY</b> TONY KART / PARILLA / DUNLOP	
243	<b>ZHIRKOV ALEXANDER</b> EXPRIT / TM / DUNLOP		<b>11</b>	249	<b>ROMANUCCI ANTONIO</b> TONY KART / TM / DUNLOP	
240	<b>FONG JULIEN</b> TONY KART / TM / DUNLOP		<b>10</b>	247	<b>SCARAVAGGI NICOLO</b> TONY KART / TM / DUNLOP	
206	<b>KORNEEV AEXEY</b> TONY KART / VORTEX / DUNLOP		<b>9</b>	201	<b>JOYNER TOM</b> ZANARDI / PARILLA / DUNLOP	
221	<b>LAVELLI KEVIN</b> TOP KART / PARILLA / DUNLOP		<b>8</b>	223	<b>ROSSEL KEVIN</b> TONY KART / TM / DUNLOP	
234	<b>OKADA TAKUYA</b> ART GP / TM / DUNLOP		<b>7</b>	228	<b>MARTYNYUK MAXIM</b> ENERGY / TM / DUNLOP	
227	<b>NORRIS LANDO</b> FA KART / VORTEX / DUNLOP		<b>6</b>	211	<b>DARRAS JULIEN</b> KOSMIC / VORTEX / DUNLOP	
207	<b>GORDEEV ALEXANDER</b> TONY KART / VORTEX / DUNLOP		<b>5</b>	222	<b>GOMEZ SIDNEY</b> CRG / TM / DUNLOP	
241	<b>CUCCO STEFANO</b> BIREL / TM / DUNLOP		<b>4</b>	205	<b>AUBRY GABRIEL</b> TONY KART / VORTEX / DUNLOP	
213	<b>DABSKI KAROL</b> PRAGA / PARILLA / DUNLOP		<b>3</b>	238	<b>VAN LEEUWEN MARTIJN</b> ZANARDI / PARILLA / DUNLOP	
248	<b>KARI NIKO</b> TONY KART / VORTEX / DUNLOP		<b>2</b>	218	<b>STUPENKOV EGOR</b> ENERGY / TM / DUNLOP	
210	<b>NICKLAS NIELSEN</b> KOSMIC / VORTEX / DUNLOP		<b>1</b>	203	<b>BASZ KAROL</b> TONY KART / VORTEX / DUNLOP	

**POLE POSITION**


## KF Qualifying Heat A-C Results

Subject to scrutineering &amp; sporting investigations

Rnk	No.	Entrant	Nat	Driver	Nat	Equipment	Laps	Gap	Interv.	Best Lap	Points
1	=	226	GBR	DARUVALA JEHAN	IND	FA KART / VORTEX / DUNLOP	9			1:06.956	0
2	▲1	202	SWE	ILOTT CALLUM	GBR	ZANARDI / PARILLA / DUNLOP	9	0.153	0.153	1:06.922	2
3	▲6	233	RUS	SITNIKOV NIKITA	RUS	TONY KART / PARILLA / DUNLOP	9	0.318	0.165	1:07.151	3
4	▲3	239	GBR	YIFAN XIA	CHN	TONY KART / TM / DUNLOP	9	0.320	0.002	1:07.222	4
5	▼1	204	ITA	MAZEPIN NIKITA	RUS	TONY KART / VORTEX / DUNLOP	9	0.511	0.191	1:07.159	5
6	▲5	225	GBR	NORRIS OLLIE	GBR	FA KART / VORTEX / DUNLOP	9	1.153	0.642	1:06.842	6
7	▼2	219	ITA	HORN MORITZ	DEU	ENERGY / TM / DUNLOP	9	2.227	1.074	1:07.237	7
8	▲2	251	ITA	MAXIM KIM	RUS	DR / TM / DUNLOP	9	2.236	0.009	1:07.018	8
9	▲5	244	CHE	VIGORITO GIANNI	ITA	EXPRIT / TM / DUNLOP	9	2.886	0.650	1:07.126	9
10	▲5	224	GBR	ZHOU GUAN YU	GBR	FA KART / VORTEX / DUNLOP	9	4.804	1.918	1:07.173	10
11	▲7	235	ITA	SETTE CAMARA SERGIO	BRA	ART GP / TM / DUNLOP	9	5.319	0.515	1:07.237	11
12	▲1	220	ITA	MAESTRANZI MARCO	ITA	TOP KART / PARILLA / DUNLOP	9	5.979	0.660	1:07.380	12
13	▼1	209	SWE	TROITCKIY NIKITA	RUS	TONY KART / VORTEX / DUNLOP	9	6.252	0.273	1:07.069	13
14	▲10	208	ITA	SORENSEN CHRISTIAN	DNK	ART GP / TM / DUNLOP	9	7.018	0.766	1:07.305	14
15	▼9	231	ITA	MARCU DIONISIOS	ROU	CRG / TM / DUNLOP	9	8.693	1.675	1:07.028	15
16	=	214	CZE	BERTONELLI DIEGO	ITA	PRAGA / PARILLA / DUNLOP	9	8.694	0.001	1:07.258	16
17	▼9	242	ITA	CHAIMONGKOL SASAKO	THA	BIREL / TM / DUNLOP	9	8.946	0.252	1:07.348	17
18	▼1	236	FIN	TUJULA TUOMAS	FIN	ART GP / TM / DUNLOP	9	9.330	0.384	1:07.364	18
19	▲1	246	ITA	GUAZZARONI ALESSIO	ITA	EKS / TM / DUNLOP	9	10.951	1.621	1:07.559	19
20	▼1	215	CZE	SATO MARINO	JPN	PRAGA / PARILLA / DUNLOP	9	11.710	0.759	1:07.473	20
21	▲4	217	GBR	SHLOM YAN	RUS	TONY KART / TM / DUNLOP	9	12.996	1.286	1:07.553	21
22	=	253	GBR	PANKIEWICZ WIKTORIA	POL	TONY KART / TM / DUNLOP	9	13.008	0.012	1:07.538	22
23	▼2	229	ITA	MARTUCCI MARIO	ITA	TONY KART / TM / DUNLOP	9	13.767	0.759	1:08.015	23
24	▼1	250	ITA	DURANTE COSIMO FRAI	ITA	TONY KART / VORTEX / DUNLOP	9	14.339	0.572	1:07.898	24
25	▼23	230	ITA	LORANDI ALESSIO	ITA	TONY KART / TM / DUNLOP	4	5 Laps	5 Laps	1:08.957	25

Leaders : No.226 DARUVALA JEHAN (1-9)

Start Time : 22/03 - 13:33:44

Best Lap : No.225 NORRIS OLLIE 1:06.842 91,50 Kph

Weather : Sunny Air : 23°C Track : Dry

Event Record : No.226 DARUVALA JEHAN 1:06.637 91,78 Kph

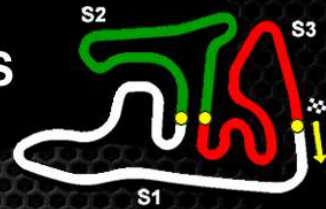




# WSK SUPER MASTER SERIES

## SARNO 20 - 23.03.2014

### ITALY



## KF

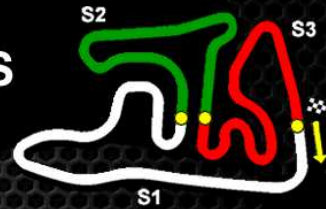
### KF Qualifying Heat A-C

#### Lap Chart

For information purposes. No official / regulatory value

	1	2	3	4	5	6	7	8	9	10	11	12	13	14	15	16	17	18	19	20	21	22	23	24	25
<b>Grid</b>	226	230	202	204	219	231	239	242	233	251	225	209	220	244	224	214	236	235	215	246	229	253	250	208	217
<b>Start</b>	226	202	204	219	231	239	242	233	251	209	225	244	220	214	235	224	246	215	250	253	230	208	217	236	229
<b>Lap 1</b> Interval	226	202 0.4	239 1.1	204 0.5	233 0.5	219 0.2	244 0.5	231 0.0	251 0.0	209 0.0	225 0.1	220 0.0	242 0.3	235 0.0	224 0.6	230 0.0	208 0.4	250 0.3	214 0.4	236 0.1	229 0.8	253 0.0	246 0.1	217 0.2	215 0.0
<b>Lap 2</b>	226	202 0.5	239 1.0	204 0.5	233 0.4	219 0.3	244 1.5	231 0.5	251 0.0	209 0.3	225 0.1	220 0.2	242 0.3	235 0.4	224 0.1	236 0.0	208 0.8	250 0.3	214 0.1	229 0.4	231 0.4	246 0.3	215 0.0	217 0.2	253 0.2
<b>Lap 3</b>	226	202 0.4	239 1.2	204 0.5	233 0.2	219 0.4	244 1.6	231 0.4	251 0.3	209 0.8	225 0.3	220 0.2	242 0.0	235 0.3	224 0.3	236 0.4	208 0.2	250 0.3	214 1.5	229 0.1	231 0.4	246 0.1	215 0.2	217 0.1	253 0.2
<b>Lap 4</b>	226	202 0.3	239 1.3	204 0.7	233 0.2	219 0.2	244 1.8	231 0.2	251 0.0	209 0.8	225 0.4	220 0.2	242 0.1	235 0.1	224 0.6	236 0.2	208 0.2	250 0.6	214 1.2	229 0.2	231 0.4	246 0.1	215 0.8	217 0.0	253 0.4
<b>Lap 5</b>	226	202 0.2	239 1.8	204 0.3	233 0.5	219 0.3	244 1.3	231 0.3	251 0.3	209 0.8	225 0.3	220 0.2	242 0.9	235 0.2	224 0.1	236 0.2	208 0.1	250 0.2	214 0.4	229 1.6	231 0.8	246 0.4	215 0.2	217 0.6	253 0.7
<b>Lap 6</b>	226	202 0.1	239 2.0	204 0.2	233 0.6	219 0.4	244 0.9	231 0.4	251 0.5	209 0.9	225 0.2	220 0.2	242 1.4	235 0.2	224 0.2	236 0.0	208 0.1	250 1.5	214 1.5	229 1.1	231 0.0	246 0.2	215 0.0	217 0.2	253 0.5
<b>Lap 7</b>	226	202 0.1	239 2.3	204 0.1	233 0.5	219 0.5	244 0.5	231 0.5	251 0.6	209 1.9	225 0.2	220 0.1	242 1.2	235 0.3	224 0.9	236 0.4	208 0.4	250 0.2	214 1.1	229 1.1	231 0.2	246 0.5	215 0.0	217 0.0	253 0.9
<b>Lap 8</b>	226	202 0.1	239 2.6	204 0.2	233 0.3	219 0.6	244 0.1	231 0.8	251 0.7	209 1.9	225 0.4	220 0.1	242 0.8	235 0.6	224 0.9	236 0.1	208 0.7	250 0.2	214 1.3	229 1.0	231 0.2	246 0.6	215 0.2	217 0.6	253 0.6
<b>Lap 9</b>	226	202 0.1	239 0.1	204 0.0	233 0.1	219 0.6	244 1.0	231 0.0	251 0.6	209 1.9	225 0.5	220 0.6	242 0.2	235 0.7	224 1.6	236 0.0	208 0.2	250 0.3	214 1.6	229 0.7	231 1.2	246 0.0	215 0.7	217 0.0	253 0.5





## KF

### KF Qualifying Heat A-C

#### Lap Time Analysis

For information purposes. No official / regulatory value

Laps	Sector 1	Sector 2	Sector 3	Lap Time
3	27.748	19.468	21.570	1:08.786
4	27.594	19.278	21.022	1:07.894
5	27.492	19.069	20.901	1:07.462
6	27.197	19.068	20.862	1:07.127
7	27.257	19.015	21.210	1:07.482
8	27.165	19.029	20.834	1:07.028
9	27.249	19.040	21.595	1:07.884

#### No.233 SITNIKOV NIKITA

1	30.471	19.693	21.768	1:11.932
2	27.729	19.266	21.262	1:08.257
3	27.524	19.126	21.113	1:07.763
4	27.417	19.166	20.963	1:07.546
5	27.274	19.094	20.900	1:07.268
6	27.225	19.035	20.891	1:07.151
7	27.201	19.102	21.080	1:07.383
8	27.367	19.079	20.848	1:07.294
9	27.190	19.026	21.237	1:07.453

#### No.235 SETTE CAMARA SERGIO

1	30.786	20.245	21.784	1:12.815
2	28.414	19.523	21.619	1:09.556
3	27.792	19.349	21.631	1:08.772
4	27.494	19.228	21.020	1:07.742
5	27.278	19.151	20.860	1:07.289
6	27.202	19.053	20.982	1:07.237
7	27.369	19.353	21.405	1:08.127
8	27.220	19.130	21.070	1:07.420
9	27.272	19.194	20.836	1:07.302

#### No.236 TUJULA TUOMAS

1	31.426	20.243	22.392	1:14.061
2	28.512	19.535	21.577	1:09.624
3	27.540	19.283	21.292	1:08.115
4	27.454	19.118	21.022	1:07.594
5	27.302	18.990	21.072	1:07.364
6	27.204	19.084	21.499	1:07.787
7	28.138	19.807	22.099	1:10.044
8	27.346	19.077	20.949	1:07.372
9	27.290	19.137	21.072	1:07.499

#### No.239 YIFAN XIA

1	29.970	19.508	21.500	1:10.978
2	27.771	19.307	21.309	1:08.387
3	27.508	19.228	21.126	1:07.862
4	27.378	19.194	21.082	1:07.654
5	27.507	19.134	20.986	1:07.627
6	27.248	19.039	20.963	1:07.250
7	27.256	19.114	21.101	1:07.471
8	27.398	18.973	20.851	1:07.222
9	27.182	19.041	21.471	1:07.694

Laps	Sector 1	Sector 2	Sector 3	Lap Time
<b>No.242 CHAIMONGKOL SASAKORN</b>				
1	31.084	20.640	21.849	1:13.573
2	28.344	19.409	22.094	1:09.847
3	27.812	19.659	21.380	1:08.851
4	27.493	19.154	21.264	1:07.911
5	27.522	19.383	21.129	1:08.034
6	27.225	19.137	21.342	1:07.704
7	27.679	20.421	22.014	1:10.114
8	27.356	19.103	20.889	1:07.348
9	27.277	19.055	21.022	1:07.354

#### No.244 VIGORITO GIANNI

1	30.181	19.927	22.266	1:12.374
2	27.894	19.787	22.140	1:09.821
3	27.823	19.195	21.090	1:08.108
4	27.397	19.148	21.051	1:07.596
5	27.357	19.065	20.991	1:07.413
6	27.251	19.089	20.929	1:07.269
7	27.209	19.074	20.843	1:07.126
8	27.195	19.127	20.891	1:07.213
9	27.249	19.094	20.941	1:07.284

#### No.246 GUAZZARONI ALESSIO

1	31.995	20.904	22.988	1:15.887
2	28.217	20.082	22.035	1:10.334
3	27.754	19.643	21.592	1:08.989
4	27.483	19.291	21.093	1:07.867
5	27.497	19.261	21.033	1:07.791
6	27.550	19.246	21.017	1:07.813
7	27.418	19.304	21.060	1:07.782
8	27.363	19.204	20.992	1:07.559
9	27.350	19.324	21.076	1:07.750

#### No.250 DURANTE COSIMO FRANCESCO

1	31.175	20.325	22.292	1:13.792
2	28.909	19.664	21.966	1:10.539
3	28.269	20.148	21.953	1:10.370
4	27.901	19.581	21.342	1:08.824
5	27.765	20.017	21.269	1:09.051
6	27.855	19.501	21.134	1:08.490
7	27.378	19.361	21.162	1:07.901
8	27.347	19.366	21.185	1:07.898
9	27.444	19.361	21.117	1:07.922

#### No.251 MAXIM KIM

1	30.716	19.863	22.242	1:12.821
2	28.048	19.459	21.664	1:09.171
3	27.613	19.286	21.067	1:07.966
4	27.460	19.590	21.173	1:08.223
5	27.226	19.051	20.843	1:07.120

Laps	Sector 1	Sector 2	Sector 3	Lap Time
6	27.210	19.039	20.861	1:07.110
7	27.166	19.028	20.824	1:07.018
8	27.111	19.138	20.848	1:07.097
9	27.125	18.983	21.288	1:07.396


























#### No.253 PANKIEWICZ WIKTORIA

1	31.455	20.187	23.686	1:15.328
2	28.132	20.065	22.850	1:11.047
3	28.045	19.629	21.383	1:09.057
4	27.470	19.458	21.200	1:08.128
5	27.418	19.220	20.939	1:07.577
6	27.518	19.233	21.537	1:08.288
7	27.205	19.220	21.528	1:07.953
8	27.348	19.193	20.997	1:07.538
9	27.454	19.316	21.732	1:08.502

## KF Qualifying Heat A-C

### Starting Grid

Subject to scrutineering &amp; sporting investigations

217	<b>SHLOM YAN</b> TONY KART / TM / DUNLOP		<b>13</b>	208	<b>SORENSEN CHRISTIAN</b> ART GP / TM / DUNLOP	
250	<b>DURANTE COSIMO FRANCESCO</b> TONY KART / VORTEX / DUNLOP		<b>12</b>	253	<b>PANKIEWICZ WIKTORIA</b> TONY KART / TM / DUNLOP	
229	<b>MARTUCCI MARIO</b> TONY KART / TM / DUNLOP		<b>11</b>	246	<b>GUAZZARONI ALESSIO</b> EKS / TM / DUNLOP	
215	<b>SATO MARINO</b> PRAGA / PARILLA / DUNLOP		<b>10</b>	235	<b>SETTE CAMARA SERGIO</b> ART GP / TM / DUNLOP	
236	<b>TUJULA TUOMAS</b> ART GP / TM / DUNLOP		<b>9</b>	214	<b>BERTONELLI DIEGO</b> PRAGA / PARILLA / DUNLOP	
224	<b>ZHOU GUAN YU</b> FA KART / VORTEX / DUNLOP		<b>8</b>	244	<b>VIGORITO GIANNI</b> EXPRIT / TM / DUNLOP	
220	<b>MAESTRANZI MARCO</b> TOP KART / PARILLA / DUNLOP		<b>7</b>	209	<b>TROITCKIY NIKITA</b> TONY KART / VORTEX / DUNLOP	
225	<b>NORRIS OLLIE</b> FA KART / VORTEX / DUNLOP		<b>6</b>	251	<b>MAXIM KIM</b> DR / TM / DUNLOP	
233	<b>SITNIKOV NIKITA</b> TONY KART / PARILLA / DUNLOP		<b>5</b>	242	<b>CHAIMONGKOL SASAKORN</b> BIREL / TM / DUNLOP	
239	<b>YIFAN XIA</b> TONY KART / TM / DUNLOP		<b>4</b>	231	<b>MARCU DIONISIOS</b> CRG / TM / DUNLOP	
219	<b>HORN MORITZ</b> ENERGY / TM / DUNLOP		<b>3</b>	204	<b>MAZEPIN NIKITA</b> TONY KART / VORTEX / DUNLOP	
202	<b>ILOTT CALLUM</b> ZANARDI / PARILLA / DUNLOP		<b>2</b>	230	<b>LORANDI ALESSIO</b> TONY KART / TM / DUNLOP	
226	<b>DARUVALA JEHAN</b> FA KART / VORTEX / DUNLOP		<b>1</b>			

**POLE POSITION**


KF

Document 22

## KF Qualifying Heat C-D Results

Subject to scrutineering & sporting investigations

Rnk	No.	Entrant	Nat	Driver	Nat	Equipment	Laps	Gap	Interv.	Best Lap	Points
1	230	BABY RACE	ITA	LORANDI ALESSIO	ITA	TONY KART / TM / DUNLOP	9			1:06.789	0
2	203	TONY KART RACING TEAM	ITA	BASZ KAROL	POL	TONY KART / VORTEX / DUNLOP	9	0.327	0.327	1:06.751	2
3	204	TONY KART RACING TEAM	ITA	MAZEPIN NIKITA	RUS	TONY KART / VORTEX / DUNLOP	9	0.946	0.619	1:06.923	3
4	231	Crg SPA	ITA	MARCU DIONISIOS	ROU	CRG / TM / DUNLOP	9	2.948	2.002	1:07.111	4
5	242	BIREL MOTORSPORT	ITA	CHAIMONGKOL SASAKO	THA	BIREL / TM / DUNLOP	9	3.627	0.679	1:06.974	5
6	238	Keijzer Racing	NLD	VAN LEEUWEN MARTIJN	NLD	ZANARDI / PARILLA / DUNLOP	9	5.210	1.583	1:06.904	6
7	205	TONY KART RACING TEAM	ITA	AUBRY GABRIEL	FR	TONY KART / VORTEX / DUNLOP	9	5.235	0.025	1:07.002	7
8	211	Kosmic Racing Departemen	ITA	DARRAS JULIEN	FR	KOSMIC / VORTEX / DUNLOP	9	6.178	0.943	1:07.001	8
9	223	Forza Racing	GBR	ROSSEL KEVIN	DNK	TONY KART / TM / DUNLOP	9	6.269	0.091	1:06.878	9
10	244	RB KART TECHNOLOGY	CHE	VIGORITO GIANNI	ITA	EXPRIT / TM / DUNLOP	9	7.047	0.778	1:07.156	10
11	201	ZANARDI STRAKKA RACING	SWE	JOYNER TOM	GBR	ZANARDI / PARILLA / DUNLOP	9	7.583	0.536	1:06.930	11
12	209	Ward Racing	SWE	TROITCKIY NIKITA	RUS	TONY KART / VORTEX / DUNLOP	9	7.886	0.303	1:06.941	12
13	235	ART GRAND PRIX SRL	ITA	SETTE CAMARA SERGIO	BRA	ART GP / TM / DUNLOP	9	8.581	0.695	1:06.969	13
14	251	DR SRL	ITA	MAXIM KIM	RUS	DR / TM / DUNLOP	9	8.945	0.364	1:06.801	14
15	218	ENERGY CORSE SRL	ITA	STUPENKOV EGOR	RUS	ENERGY / TM / DUNLOP	9	12.456	3.511	1:07.217	15
16	246	Guazzaroni Alessio	ITA	GUZZARONI ALESSIO	ITA	EKS / TM / DUNLOP	9	13.338	0.882	1:07.351	16
17	249	ROMANUCCI CARMINE	ITA	ROMANUCCI ANTONIO	ITA	TONY KART / TM / DUNLOP	9	13.456	0.118	1:07.319	17
18	208	ART GRAND PRIX SRL	ITA	SORENSEN CHRISTIAN	DNK	ART GP / TM / DUNLOP	9	13.840	0.384	1:07.404	18
19	214	PRAGA KART RACING	CZE	BERTONELLI DIEGO	ITA	PRAGA / PARILLA / DUNLOP	9	14.599	0.759	1:07.333	19
20	253	Forza Racing	GBR	PANKIEWICZ WIKTORIA	POL	TONY KART / TM / DUNLOP	9	14.782	0.183	1:07.361	20
21	247	Scaravaggi Massimo	ITA	SCARAVAGGI NICOLO	ITA	TONY KART / TM / DUNLOP	9	14.924	0.142	1:07.596	21
22	228	Energy Germany	DEU	MARTYNYUK MAXIM	RUS	ENERGY / TM / DUNLOP	9	15.065	0.141	1:07.411	22
23	232	Team Komarov	RUS	VOLKOV EVGENIY	RUS	TONY KART / PARILLA / DUNLOP	9	15.246	0.181	1:07.581	23
24	222	Crg SPA	ITA	GOMEZ SIDNEY	VEN	CRG / TM / DUNLOP	8	1 Lap	1 Lap	1:07.108	24

Leaders : No.204 MAZEPIN NIKITA (1-3) / No.203 BASZ KAROL (4-5) / No.230 LORANDI ALESSIO (6-9)

Start Time : 22/03 - 11:30:49

Best Lap : No.203 BASZ KAROL 1:06.751 91,63 Kph

Weather : Slightly cloudy Air : 15°C Track : Dry

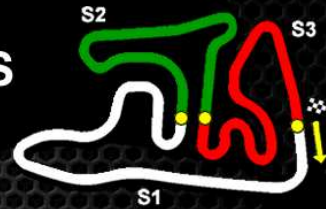
Event Record : No.226 DARUVALA JEHAN 1:06.637 91,78 Kph



# WSK SUPER MASTER SERIES

## SARNO 20 - 23.03.2014

### ITALY



## KF

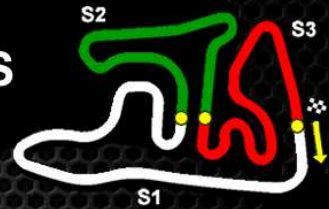
### KF Qualifying Heat C-D

#### Lap Chart

For information purposes. No official / regulatory value

	1	2	3	4	5	6	7	8	9	10	11	12	13	14	15	16	17	18	19	20	21	22	23	24
<b>Grid</b>	230	203	204	218	231	238	242	205	251	222	209	211	244	228	214	223	235	201	246	247	253	249	208	232
<b>Start</b>	230	203	204	218	231	242	238	251	205	209	222	244	211	214	228	223	235	201	246	253	247	249	208	232
<b>Lap 1 Interval</b>	204	231 0.8	203 0.3	242 0.3	230 0.3	209 0.2	205 0.9	244 0.1	214 0.1	238 0.2	218 0.5	211 0.6	201 0.1	235 0.1	223 0.2	253 0.3	228 0.1	208 0.3	246 0.1	251 0.3	222 0.1	232 0.0	247 0.1	249 0.0
<b>Lap 2</b>	204	203 0.6	231 0.2	230 0.5	209 0.4	242 0.2	205 0.5	214 0.4	238 0.4	244 0.1	218 0.2	201 0.8	211 0.4	223 0.4	235 0.2	228 0.3	253 0.3	208 0.0	251 0.6	246 0.7	222 0.4	247 0.2	249 0.0	232 0.2
<b>Lap 3</b>	204	203 0.2	230 0.6	231 0.2	209 0.6	242 0.2	205 0.2	214 0.3	238 0.5	244 0.2	218 0.2	201 0.7	211 0.4	223 0.4	235 0.2	228 0.7	208 0.0	251 0.5	253 0.6	246 0.4	222 0.2	247 0.8	232 0.4	249 0.3
<b>Lap 4</b>	203	230 0.3	204 0.1	231 0.8	242 0.8	205 0.3	214 1.0	238 0.2	209 0.0	244 0.6	211 0.2	201 0.1	218 0.1	223 0.0	235 0.3	208 1.0	228 0.2	251 0.2	253 0.9	246 0.6	222 0.4	247 0.5	232 0.4	249 0.3
<b>Lap 5</b>	203	230 0.2	204 0.4	231 1.2	242 0.4	205 0.3	238 1.3	209 0.6	214 0.1	211 0.1	244 0.2	223 0.2	201 0.6	235 1.0	218 0.0	208 0.0	251 0.7	228 0.3	253 0.0	222 0.1	246 0.6	247 0.7	249 0.4	232 0.3
<b>Lap 6</b>	230	203 0.2	204 0.2	231 1.4	205 0.9	242 0.2	238 0.8	211 1.3	244 0.5	223 0.1	214 1.0	201 0.1	209 0.0	235 0.1	208 0.4	251 0.3	218 0.8	222 1.0	246 0.3	253 0.1	247 0.2	228 0.0	249 0.1	232 0.4
<b>Lap 7</b>	230	203 0.3	204 0.2	231 1.5	205 0.6	242 0.2	238 0.6	211 1.6	223 0.5	244 0.3	201 0.9	209 0.2	235 0.5	214 0.3	251 0.1	208 0.2	218 0.3	222 0.9	246 0.6	253 0.2	247 0.4	249 0.0	232 0.6	228 0.1
<b>Lap 8</b>	230	203 0.3	204 0.4	231 1.8	205 0.4	242 0.2	238 0.6	211 1.6	223 0.4	244 0.5	201 0.7	209 0.2	235 0.6	251 0.5	214 1.1	208 0.0	218 0.2	222 0.1	246 0.8	253 0.2	249 0.4	247 0.4	228 0.4	232 0.3
<b>Lap 9</b>	230	203 0.3	204 0.6	231 2.0	242 0.6	238 1.5	205 0.0	211 0.9	223 0.0	244 0.7	201 0.5	209 0.3	235 0.6	251 0.3	218 3.5	246 0.8	249 0.1	208 0.3	214 0.7	253 0.1	247 0.1	228 0.1	232 0.1	





## KF

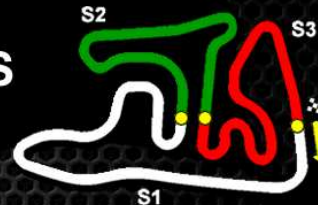
### KF Qualifying Heat C-D

#### Lap Time Analysis

For information purposes. No official / regulatory value

Laps	Sector 1	Sector 2	Sector 3	Lap Time	Laps	Sector 1	Sector 2	Sector 3	Lap Time	Laps	Sector 1	Sector 2	Sector 3	Lap Time
<b>No.232 VOLKOV EVGENIY</b>					6	27.502	19.358	<b>20.967</b>	1:07.827	2	<b>27.905</b>	<b>20.007</b>	<b>21.400</b>	<b>1:09.312</b>
1	<b>32.849</b>	<b>20.256</b>	<b>22.459</b>	<b>1:15.564</b>	7	27.557	<b>19.052</b>	<b>20.874</b>	<b>1:07.483</b>	3	<b>27.768</b>	<b>19.145</b>	21.919	<b>1:08.832</b>
2	<b>29.252</b>	<b>19.828</b>	<b>21.442</b>	<b>1:10.522</b>	8	<b>27.124</b>	19.126	20.906	<b>1:07.156</b>	4	<b>27.395</b>	<b>19.115</b>	<b>21.053</b>	<b>1:07.563</b>
3	<b>27.882</b>	<b>19.283</b>	<b>21.179</b>	<b>1:08.344</b>	9	27.148	19.136	20.894	1:07.178	5	27.398	19.183	21.087	1:07.668
4	<b>27.457</b>	<b>19.164</b>	<b>20.960</b>	<b>1:07.581</b>	<b>No.246 GUAZZARONI ALESSIO</b>					6	27.975	19.120	22.217	1:09.312
5	<b>27.399</b>	19.243	21.368	1:08.010	1	<b>32.586</b>	<b>20.331</b>	<b>22.357</b>	<b>1:15.274</b>	7	27.477	<b>19.022</b>	21.066	1:07.565
6	27.487	19.189	21.148	1:07.824	2	<b>28.838</b>	<b>19.944</b>	<b>21.344</b>	<b>1:10.126</b>	8	<b>27.318</b>	<b>19.021</b>	<b>21.022</b>	<b>1:07.361</b>
7	27.559	19.304	20.989	1:07.852	3	<b>27.540</b>	<b>19.235</b>	<b>21.052</b>	<b>1:07.827</b>	9	<b>27.303</b>	19.575	23.047	1:09.925
8	27.698	19.287	20.964	1:07.949	4	27.743	19.327	21.124	1:08.194					
9	<b>27.330</b>	<b>19.029</b>	22.287	1:08.646	5	<b>27.322</b>	<b>19.139</b>	<b>20.921</b>	<b>1:07.382</b>					
<b>No.235 SETTE CAMARA SERGIO</b>					6	27.409	19.204	21.802	1:08.415					
1	<b>31.593</b>	<b>20.398</b>	<b>22.218</b>	<b>1:14.209</b>	7	<b>27.302</b>	19.168	20.992	1:07.462					
2	<b>28.243</b>	<b>19.797</b>	<b>21.185</b>	<b>1:09.225</b>	8	<b>27.221</b>	19.170	20.960	<b>1:07.351</b>					
3	<b>27.397</b>	<b>19.072</b>	<b>20.952</b>	<b>1:07.421</b>	9	27.281	19.738	21.691	1:08.710					
4	<b>27.227</b>	<b>19.020</b>	20.993	<b>1:07.240</b>	<b>No.247 SCARAVAGGI NICOLO</b>					1	<b>33.592</b>	<b>20.155</b>	<b>22.155</b>	<b>1:15.902</b>
5	27.754	19.590	21.446	1:08.790	2	<b>28.112</b>	20.392	<b>21.589</b>	<b>1:10.093</b>	2	<b>28.112</b>	20.392	<b>21.589</b>	<b>1:10.093</b>
6	27.462	19.119	<b>20.888</b>	1:07.469	3	<b>27.467</b>	<b>19.341</b>	<b>21.353</b>	<b>1:08.161</b>	3	<b>27.467</b>	<b>19.341</b>	<b>21.353</b>	<b>1:08.161</b>
7	27.511	19.352	<b>20.833</b>	1:07.696	4	<b>27.290</b>	<b>19.239</b>	<b>21.093</b>	<b>1:07.622</b>	4	<b>27.290</b>	<b>19.239</b>	<b>21.093</b>	<b>1:07.622</b>
8	27.253	19.066	<b>20.778</b>	<b>1:07.097</b>	5	27.387	<b>19.148</b>	<b>21.061</b>	<b>1:07.596</b>	5	27.387	<b>19.148</b>	<b>21.061</b>	<b>1:07.596</b>
9	<b>27.209</b>	19.021	<b>20.739</b>	<b>1:06.969</b>	6	27.292	19.198	21.484	1:07.974	6	27.292	19.198	21.484	1:07.974
<b>No.238 VAN LEEUWEN MARTIJN</b>					7	27.454	19.250	21.107	1:07.811	7	27.454	19.250	21.107	1:07.811
1	<b>31.324</b>	<b>20.052</b>	<b>21.854</b>	<b>1:13.230</b>	8	27.763	19.174	<b>20.936</b>	1:07.873	8	27.763	19.174	<b>20.936</b>	1:07.873
2	<b>27.790</b>	<b>19.291</b>	<b>21.176</b>	<b>1:08.257</b>	9	<b>27.273</b>	<b>19.122</b>	22.714	1:09.109	9	<b>27.273</b>	<b>19.122</b>	22.714	1:09.109
3	<b>27.288</b>	<b>19.154</b>	<b>21.051</b>	<b>1:07.493</b>	<b>No.249 ROMANUCCI ANTONIO</b>					1	<b>32.773</b>	<b>20.506</b>	<b>22.608</b>	<b>1:15.887</b>
4	<b>27.140</b>	<b>19.063</b>	21.827	1:08.030	2	<b>28.416</b>	<b>19.850</b>	<b>21.822</b>	<b>1:10.088</b>	2	<b>28.416</b>	<b>19.850</b>	<b>21.822</b>	<b>1:10.088</b>
5	27.288	19.075	<b>20.885</b>	<b>1:07.248</b>	3	<b>28.378</b>	<b>19.286</b>	<b>21.273</b>	<b>1:08.937</b>	3	<b>28.378</b>	<b>19.286</b>	<b>21.273</b>	<b>1:08.937</b>
6	27.158	19.073	<b>20.866</b>	<b>1:07.097</b>	4	<b>27.479</b>	<b>19.061</b>	<b>20.961</b>	<b>1:07.501</b>	4	<b>27.479</b>	<b>19.061</b>	<b>20.961</b>	<b>1:07.501</b>
7	<b>27.079</b>	<b>19.013</b>	<b>20.812</b>	<b>1:06.904</b>	5	<b>27.253</b>	19.122	<b>20.944</b>	<b>1:07.319</b>	5	<b>27.253</b>	19.122	<b>20.944</b>	<b>1:07.319</b>
8	<b>27.061</b>	19.019	20.891	1:06.971	6	27.276	19.154	21.326	1:07.756	6	27.276	19.154	21.326	1:07.756
9	27.325	19.333	21.330	1:07.988	7	27.698	19.084	<b>20.838</b>	1:07.620	7	27.698	19.084	<b>20.838</b>	1:07.620
<b>No.242 CHAIMONGKOL SASAKORN</b>					8	27.357	<b>19.014</b>	20.999	1:07.370	8	27.357	<b>19.014</b>	20.999	1:07.370
1	<b>30.184</b>	<b>19.559</b>	<b>21.363</b>	<b>1:11.106</b>	9	<b>27.148</b>	19.324	21.643	1:08.115	9	<b>27.148</b>	19.324	21.643	1:08.115
2	<b>28.209</b>	19.594	<b>21.234</b>	<b>1:09.037</b>	<b>No.251 MAXIM KIM</b>					1	<b>33.613</b>	<b>20.126</b>	<b>22.494</b>	<b>1:16.233</b>
3	<b>27.444</b>	<b>19.257</b>	<b>21.045</b>	<b>1:07.746</b>	2	<b>28.317</b>	<b>19.503</b>	<b>21.164</b>	<b>1:08.984</b>	2	<b>28.317</b>	<b>19.503</b>	<b>21.164</b>	<b>1:08.984</b>
4	<b>27.322</b>	19.283	<b>21.026</b>	<b>1:07.631</b>	3	<b>27.334</b>	<b>19.124</b>	<b>21.047</b>	<b>1:07.505</b>	3	<b>27.334</b>	<b>19.124</b>	<b>21.047</b>	<b>1:07.505</b>
5	<b>27.237</b>	<b>19.024</b>	<b>20.819</b>	<b>1:07.080</b>	4	<b>27.315</b>	<b>19.016</b>	<b>20.947</b>	<b>1:07.278</b>	4	<b>27.315</b>	<b>19.016</b>	<b>20.947</b>	<b>1:07.278</b>
6	27.792	19.304	20.872	1:07.968	5	27.644	19.041	21.527	1:08.212	5	27.644	19.041	21.527	1:08.212
7	<b>27.144</b>	19.024	20.893	<b>1:07.061</b>	6	27.480	19.117	<b>20.818</b>	1:07.415	6	27.480	19.117	<b>20.818</b>	1:07.415
8	27.200	<b>19.023</b>	<b>20.751</b>	<b>1:06.974</b>	7	<b>27.155</b>	19.334	20.959	1:07.448	7	<b>27.155</b>	19.334	20.959	1:07.448
9	27.176	19.098	20.805	1:07.079	8	27.292	<b>18.981</b>	<b>20.778</b>	<b>1:07.051</b>	8	27.292	<b>18.981</b>	<b>20.778</b>	<b>1:07.051</b>
<b>No.244 VIGORITO GIANNI</b>					9	<b>27.136</b>	<b>18.935</b>	<b>20.730</b>	<b>1:06.801</b>	9	<b>27.136</b>	<b>18.935</b>	<b>20.730</b>	<b>1:06.801</b>
1	<b>30.445</b>	<b>19.977</b>	<b>22.110</b>	<b>1:12.532</b>	<b>No.253 PANKIEWICZ WIKTORIA</b>					1	<b>31.965</b>	<b>20.325</b>	<b>22.277</b>	<b>1:14.567</b>
2	<b>27.655</b>	<b>19.621</b>	<b>21.581</b>	<b>1:08.857</b>										
3	<b>27.349</b>	<b>19.205</b>	<b>21.046</b>	<b>1:07.600</b>										
4	<b>27.211</b>	<b>19.186</b>	22.091	1:08.488										
5	27.288	19.443	<b>20.969</b>	1:07.700										









# KF

## Qualifying Heat C-D

### Starting Grid

Subject to scrutineering &amp; sporting investigations

208	<b>SORENSEN CHRISTIAN</b> ART GP / TM / DUNLOP		<b>12</b>	232	<b>VOLKOV EVGENIY</b> TONY KART / PARILLA / DUNLOP	
253	<b>PANKIEWICZ WIKTORIA</b> TONY KART / TM / DUNLOP		<b>11</b>	249	<b>ROMANUCCI ANTONIO</b> TONY KART / TM / DUNLOP	
246	<b>GUAZZARONI ALESSIO</b> EKS / TM / DUNLOP		<b>10</b>	247	<b>SCARAVAGGI NICOLO</b> TONY KART / TM / DUNLOP	
235	<b>SETTE CAMARA SERGIO</b> ART GP / TM / DUNLOP		<b>9</b>	201	<b>JOYNER TOM</b> ZANARDI / PARILLA / DUNLOP	
214	<b>BERTONELLI DIEGO</b> PRAGA / PARILLA / DUNLOP		<b>8</b>	223	<b>ROSSEL KEVIN</b> TONY KART / TM / DUNLOP	
244	<b>VIGORITO GIANNI</b> EXPRIT / TM / DUNLOP		<b>7</b>	228	<b>MARTYNYUK MAXIM</b> ENERGY / TM / DUNLOP	
209	<b>TROITCKIY NIKITA</b> TONY KART / VORTEX / DUNLOP		<b>6</b>	211	<b>DARRAS JULIEN</b> KOSMIC / VORTEX / DUNLOP	
251	<b>MAXIM KIM</b> DR / TM / DUNLOP		<b>5</b>	222	<b>GOMEZ SIDNEY</b> CRG / TM / DUNLOP	
242	<b>CHAIMONGKOL SASAKORN</b> BIREL / TM / DUNLOP		<b>4</b>	205	<b>AUBRY GABRIEL</b> TONY KART / VORTEX / DUNLOP	
231	<b>MARCU DIONISIOS</b> CRG / TM / DUNLOP		<b>3</b>	238	<b>VAN LEEUWEN MARTIJN</b> ZANARDI / PARILLA / DUNLOP	
204	<b>MAZEPIN NIKITA</b> TONY KART / VORTEX / DUNLOP		<b>2</b>	218	<b>STUPENKOV EGOR</b> ENERGY / TM / DUNLOP	
230	<b>LORANDI ALESSIO</b> TONY KART / TM / DUNLOP		<b>1</b>	203	<b>BASZ KAROL</b> TONY KART / VORTEX / DUNLOP	

**POLE POSITION**


## KF Qualifying Heat A-B Results

Subject to scrutineering &amp; sporting investigations

Rnk	No.	Entrant	Nat	Driver	Nat	Equipment	Laps	Gap	Interv.	Best Lap	Points
1	▲1	210 Kosmic Racing Departemen	ITA	<b>NICKLAS NIELSEN</b>	DNK	KOSMIC / VORTEX / DUNLOP	9			1:06.883	<b>0</b>
2	▼1	226 Ricky Flynn Motorsport	GBR	<b>DARUVALA JEHAN</b>	IND	FA KART / VORTEX / DUNLOP	9	<b>0.460</b>	0.460	1:06.815	<b>2</b>
3	=	202 ZANARDI STRAKKA RACING	SWE	<b>ILOTT CALLUM</b>	GBR	ZANARDI / PARILLA / DUNLOP	9	<b>0.695</b>	0.235	1:06.841	<b>3</b>
4	▲7	225 Ricky Flynn Motorsport	GBR	<b>NORRIS OLLIE</b>	GBR	FA KART / VORTEX / DUNLOP	9	<b>1.379</b>	0.684	1:06.698	<b>4</b>
5	▼1	248 Ward Racing	SWE	<b>KARI NIKO</b>	FIN	TONY KART / VORTEX / DUNLOP	9	<b>1.474</b>	0.095	1:06.929	<b>5</b>
6	▲1	239 Kartronix International	GBR	<b>YIFAN XIA</b>	CHN	TONY KART / TM / DUNLOP	9	<b>2.123</b>	0.649	1:06.948	<b>6</b>
7	▲8	224 Ricky Flynn Motorsport	GBR	<b>ZHOU GUAN YU</b>	GBR	FA KART / VORTEX / DUNLOP	9	<b>3.405</b>	1.282	1:06.943	<b>7</b>
8	▲12	240 Kartronix International	GBR	<b>FONG JULIEN</b>	SGP	TONY KART / TM / DUNLOP	9	<b>3.669</b>	0.264	1:06.897	<b>8</b>
9	▼4	219 ENERGY CORSE SRL	ITA	<b>HORN MORITZ</b>	DEU	ENERGY / TM / DUNLOP	9	<b>3.974</b>	0.305	1:07.060	<b>9</b>
10	▲3	220 COMER TOP KART	ITA	<b>MAESTRANZI MARCO</b>	ITA	TOP KART / PARILLA / DUNLOP	9	<b>4.947</b>	0.973	1:07.205	<b>10</b>
11	▼3	241 BIREL MOTORSPORT	ITA	<b>CUCCO STEFANO</b>	ITA	BIREL / TM / DUNLOP	9	<b>5.473</b>	0.526	1:07.238	<b>11</b>
12	▼3	233 Team Komarov	RUS	<b>SITNIKOV NIKITA</b>	RUS	TONY KART / PARILLA / DUNLOP	9	<b>6.683</b>	1.210	1:06.834	<b>12</b>
13	▼1	227 Ricky Flynn Motorsport	GBR	<b>NORRIS LANDO</b>	GBR	FA KART / VORTEX / DUNLOP	9	<b>6.983</b>	0.300	1:06.639	<b>13</b>
14	=	234 ART GRAND PRIX SRL	ITA	<b>OKADA TAKUYA</b>	JPN	ART GP / TM / DUNLOP	9	<b>7.587</b>	0.604	1:06.961	<b>14</b>
15	▲2	236 ART GRAND PRIX FINLAND	FIN	<b>TUJULA TUOMAS</b>	FIN	ART GP / TM / DUNLOP	9	<b>9.460</b>	1.873	1:07.107	<b>15</b>
16	=	221 COMER TOP KART	ITA	<b>LAVELLI KEVIN</b>	ITA	TOP KART / PARILLA / DUNLOP	9	<b>12.233</b>	2.773	1:07.643	<b>16</b>
17	▲7	245 GRZYB JANUSZ	POL	<b>GRZYB MICHAL</b>	POL	BIREL / TM / DUNLOP	9	<b>12.244</b>	0.011	1:07.127	<b>17</b>
18	▲1	215 PRAGA KART RACING	CZE	<b>SATO MARINO</b>	JPN	PRAGA / PARILLA / DUNLOP	9	<b>12.397</b>	0.153	1:06.954	<b>18</b>
19	▼1	206 Ward Racing	SWE	<b>KORNEEV AEXEY</b>	RUS	TONY KART / VORTEX / DUNLOP	9	<b>12.468</b>	0.071	1:07.176	<b>19</b>
20	▲2	243 RB KART TECHNOLOGY	CHE	<b>ZHIRKOV ALEXANDER</b>	RUS	EXPRIT / TM / DUNLOP	9	<b>12.577</b>	0.109	1:07.317	<b>20</b>
21	▲4	217 Forza Racing	GBR	<b>SHLOM YAN</b>	RUS	TONY KART / TM / DUNLOP	9	<b>12.981</b>	0.404	1:07.283	<b>21</b>
22	▼16	213 PRAGA KART RACING	CZE	<b>DABSKI KAROL</b>	POL	PRAGA / PARILLA / DUNLOP	9	<b>13.432</b>	0.451	1:07.113	<b>22</b>
23	▼13	207 Ward Racing	SWE	<b>GORDEEV ALEXANDER</b>	RUS	TONY KART / VORTEX / DUNLOP	9	<b>14.543</b>	1.111	1:07.359	<b>23</b>
24	▼1	250 Valtex s.a.s	ITA	<b>DURANTE COSIMO FRAI</b>	ITA	TONY KART / VORTEX / DUNLOP	9	<b>16.061</b>	1.518	1:07.788	<b>24</b>
25	▼4	229 BABY RACE	ITA	<b>MARTUCCI MARIO</b>	ITA	TONY KART / TM / DUNLOP	9	<b>29.525</b>	13.464	1:07.685	<b>25</b>

Leaders : No.226 DARUVALA JEHAN (1-5) / No.210 NICKLAS NIELSEN (6-7) / No.226 DARUVALA JEHAN (8-8) / No.210 NICKLAS NIELSEN (9-9)

**Start Time : 22/03 - 11:12:59**

Best Lap : No.227 NORRIS LANDO 1:06.639 91,78 Kph

**Weather : Slightly cloudy Air : 15°C Track : Dry**

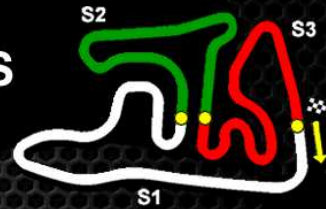
Event Record : No.226 DARUVALA JEHAN 1:06.637 91,78 Kph



# WSK SUPER MASTER SERIES

## SARNO 20 - 23.03.2014

### ITALY



## KF

### KF Qualifying Heat A-B

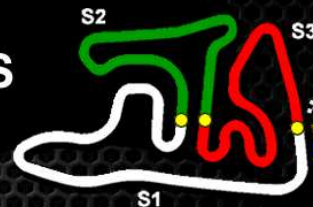
#### Lap Chart

For information purposes. No official / regulatory value

	1	2	3	4	5	6	7	8	9	10	11	12	13	14	15	16	17	18	19	20	21	22	23	24	25
<b>Grid</b>	226	210	202	248	219	213	239	241	233	207	225	227	220	234	224	221	236	206	215	240	229	243	250	245	217
<b>Start</b>	226	210	248	241	202	219	207	239	227	233	234	225	220	221	224	236	206	229	240	243	250	217	245	213	215
<b>Lap 1</b>	226	210	202	239	219	248	225	241	220	224	240	221	234	236	233	250	245	206	243	217	227	215	207	213	229
Interval		0.3	0.1	1.1	0.1	0.2	0.2	0.8	0.1	0.2	0.9	0.4	0.6	0.4	0.6	0.1	0.0	0.1	0.1	0.4	0.1	1.5	0.1	1.5	13.3
<b>Lap 2</b>	226	210	202	239	248	225	219	220	224	241	240	221	234	236	233	250	245	206	227	243	217	215	207	213	229
Interval		0.4	0.1	0.9	0.4	0.3	0.3	0.7	0.1	0.4	0.0	1.2	0.0	0.3	0.7	0.9	0.2	0.2	0.4	0.6	0.0	0.2	0.6	1.1	13.7
<b>Lap 3</b>	226	202	210	239	248	225	219	224	220	240	241	221	236	234	233	245	250	227	206	243	217	215	207	213	229
Interval		0.4	0.3	0.7	0.3	0.2	0.4	0.8	0.3	0.2	0.3	1.2	0.3	0.0	0.3	1.4	0.2	0.3	0.0	1.0	0.5	0.2	0.0	0.8	14.1
<b>Lap 4</b>	226	202	210	239	248	225	219	224	240	220	241	221	234	233	227	245	236	206	250	243	207	217	215	213	229
Interval		0.2	0.2	0.7	0.3	0.1	0.9	0.6	0.6	0.1	0.3	1.4	0.1	1.1	0.8	0.0	0.1	1.1	0.4	0.1	0.4	0.2	0.2	0.1	14.8
<b>Lap 5</b>	226	202	210	248	225	239	219	224	240	220	241	234	221	233	227	245	236	206	243	217	250	215	213	207	229
Interval		0.1	0.0	1.0	0.5	0.0	0.4	0.5	0.6	0.5	0.1	1.8	0.5	0.1	0.6	0.2	0.3	1.2	1.3	0.5	0.1	0.1	0.1	0.1	14.5
<b>Lap 6</b>	210	226	202	248	225	239	219	224	240	220	241	234	233	227	221	236	245	206	243	217	215	213	250	207	229
Interval		0.2	0.2	0.5	0.4	0.6	0.1	0.5	0.6	0.7	0.3	1.8	0.5	0.6	0.6	0.4	0.1	0.5	1.5	0.5	0.3	0.4	0.1	0.1	14.4
<b>Lap 7</b>	210	226	202	225	248	239	219	224	240	220	241	234	233	227	236	221	245	206	243	215	217	213	207	250	229
Interval		0.1	0.2	0.7	0.1	0.8	0.3	0.3	0.6	1.0	0.3	1.7	0.3	0.3	1.7	0.5	0.4	0.1	1.2	0.5	0.2	0.9	0.7	0.1	13.8
<b>Lap 8</b>	226	210	202	225	248	239	219	224	240	220	241	233	227	234	236	221	245	206	243	215	217	213	207	250	229
Interval		0.2	0.2	0.4	0.3	0.8	0.5	0.2	0.6	1.2	0.4	1.7	0.4	0.3	1.7	1.2	0.1	0.0	0.8	0.1	0.6	0.7	0.8	1.0	13.4
<b>Lap 9</b>	210	226	202	225	248	239	224	240	219	220	241	233	227	234	236	221	245	215	206	243	217	213	207	250	229
Interval		0.4	0.2	0.6	0.0	0.6	1.2	0.2	0.3	0.9	0.5	1.2	0.3	0.6	1.8	2.7	0.0	0.1	0.0	0.1	0.4	0.4	1.1	1.5	13.4
































# KF

## Qualifying Heat A-B

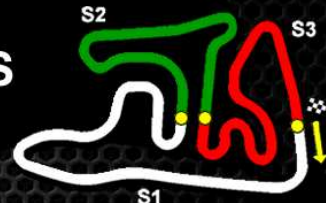
### Starting Grid

Subject to scrutineering & sporting investigations

217	<b>SHLOM YAN</b> TONY KART / TM / DUNLOP		<b>13</b>	245	<b>GRZYB MICHAL</b> BIREL / TM / DUNLOP	
250	<b>DURANTE COSIMO FRANCESCO</b> TONY KART / VORTEX / DUNLOP		<b>12</b>	243	<b>ZHIRKOV ALEXANDER</b> EXPRIT / TM / DUNLOP	
229	<b>MARTUCCI MARIO</b> TONY KART / TM / DUNLOP		<b>11</b>	240	<b>FONG JULIEN</b> TONY KART / TM / DUNLOP	
215	<b>SATO MARINO</b> PRAGA / PARILLA / DUNLOP		<b>10</b>	206	<b>KORNEEV AEXEY</b> TONY KART / VORTEX / DUNLOP	
236	<b>TUJULA TUOMAS</b> ART GP / TM / DUNLOP		<b>9</b>	221	<b>LAVELLI KEVIN</b> TOP KART / PARILLA / DUNLOP	
224	<b>ZHOU GUAN YU</b> FA KART / VORTEX / DUNLOP		<b>8</b>	234	<b>OKADA TAKUYA</b> ART GP / TM / DUNLOP	
220	<b>MAESTRANZI MARCO</b> TOP KART / PARILLA / DUNLOP		<b>7</b>	227	<b>NORRIS LANDO</b> FA KART / VORTEX / DUNLOP	
225	<b>NORRIS OLLIE</b> FA KART / VORTEX / DUNLOP		<b>6</b>	207	<b>GORDEEV ALEXANDER</b> TONY KART / VORTEX / DUNLOP	
233	<b>SITNIKOV NIKITA</b> TONY KART / PARILLA / DUNLOP		<b>5</b>	241	<b>CUCCO STEFANO</b> BIREL / TM / DUNLOP	
239	<b>YIFAN XIA</b> TONY KART / TM / DUNLOP		<b>4</b>	213	<b>DABSKI KAROL</b> PRAGA / PARILLA / DUNLOP	
219	<b>HORN MORITZ</b> ENERGY / TM / DUNLOP		<b>3</b>	248	<b>KARI NIKO</b> TONY KART / VORTEX / DUNLOP	
202	<b>ILOTT CALLUM</b> ZANARDI / PARILLA / DUNLOP		<b>2</b>	210	<b>NICKLAS NIELSEN</b> KOSMIC / VORTEX / DUNLOP	
226	<b>DARUVALA JEHAN</b> FA KART / VORTEX / DUNLOP		<b>1</b>			

POLE POSITION





## KF Qualifying Practice (QP) Results

Subject to scrutineering & sporting investigations

Rnk	No.	Entrant	Nat	Driver	Nat	Equipment	QP1S1	QP1S2	Time	Gap	Laps	Group
1	226	Ricky Flynn Motorsport	GBR	<b>DARUVALA JEHAN</b>	IND	FA KART / VORTEX / DUNLOP	:06.637	-	<b>1:06.637</b>		7	<b>A</b>
2	210	Kosmic Racing Departeme	ITA	<b>NICKLAS NIELSEN</b>	DNK	KOSMIC / VORTEX / DUNLOP	:06.760	-	<b>1:06.760</b>	0.123	8	<b>B</b>
3	230	BABY RACE	ITA	<b>LORANDI ALESSIO</b>	ITA	TONY KART / TM / DUNLOP	:06.816	-	<b>1:06.816</b>	0.179	6	<b>C</b>
4	203	TONY KART RACING TEA	ITA	<b>BASZ KAROL</b>	POL	TONY KART / VORTEX / DUNLO	:06.988	-	<b>1:06.988</b>	0.351	7	<b>D</b>
5	202	ZANARDI STRAKKA RAC	SWE	<b>ILOTT CALLUM</b>	GBR	ZANARDI / PARILLA / DUNLOP	:06.992	-	<b>1:06.992</b>	0.355	7	<b>A</b>
6	248	Ward Racing	SWE	<b>KARI NIKO</b>	FIN	TONY KART / VORTEX / DUNLO	:07.031	-	<b>1:07.031</b>	0.394	7	<b>B</b>
7	204	TONY KART RACING TEA	ITA	<b>MAZEPIN NIKITA</b>	RUS	TONY KART / VORTEX / DUNLO	:07.059	-	<b>1:07.059</b>	0.422	7	<b>C</b>
8	218	ENERGY CORSE SRL	ITA	<b>STUPENKOV EGOR</b>	RUS	ENERGY / TM / DUNLOP	:07.107	-	<b>1:07.107</b>	0.470	8	<b>D</b>
9	219	ENERGY CORSE SRL	ITA	<b>HORN MORITZ</b>	DEU	ENERGY / TM / DUNLOP	:07.121	-	<b>1:07.121</b>	0.484	7	<b>A</b>
10	213	PRAGA KART RACING	CZE	<b>DABSKI KAROL</b>	POL	PRAGA / PARILLA / DUNLOP	:07.123	-	<b>1:07.123</b>	0.486	7	<b>B</b>
11	231	Crg SPA	ITA	<b>MARCU DIONISIOS</b>	ROU	CRG / TM / DUNLOP	:07.153	-	<b>1:07.153</b>	0.516	7	<b>C</b>
12	238	Keijzer Racing	NLD	<b>VAN LEEUWEN MARTIJ</b>	NLD	ZANARDI / PARILLA / DUNLOP	:07.198	-	<b>1:07.198</b>	0.561	7	<b>D</b>
13	239	Kartronix International	GBR	<b>YIFAN XIA</b>	CHN	TONY KART / TM / DUNLOP	:07.201	-	<b>1:07.201</b>	0.564	8	<b>A</b>
14	241	BIREL MOTORSPORT	ITA	<b>CUCCO STEFANO</b>	ITA	BIREL / TM / DUNLOP	:07.220	-	<b>1:07.220</b>	0.583	7	<b>B</b>
15	242	BIREL MOTORSPORT	ITA	<b>CHAIMONGKOL SASAK</b>	THA	BIREL / TM / DUNLOP	:07.231	-	<b>1:07.231</b>	0.594	7	<b>C</b>
16	205	TONY KART RACING TEA	ITA	<b>AUBRY GABRIEL</b>	PER	TONY KART / VORTEX / DUNLO	:07.270	-	<b>1:07.270</b>	0.633	7	<b>D</b>
17	233	Team Komarov	RUS	<b>SITNIKOV NIKITA</b>	RUS	TONY KART / PARILLA / DUNLO	:07.277	-	<b>1:07.277</b>	0.640	6	<b>A</b>
18	207	Ward Racing	SWE	<b>GORDEEV ALEXANDER</b>	RUS	TONY KART / VORTEX / DUNLO	:07.284	-	<b>1:07.284</b>	0.647	7	<b>B</b>
19	251	DR SRL	ITA	<b>MAXIM KIM</b>	RUS	DR / TM / DUNLOP	-	:07.285	<b>1:07.285</b>	0.648	6	<b>C</b>
20	222	Crg SPA	ITA	<b>GOMEZ SIDNEY</b>	VEN	CRG / TM / DUNLOP	-	:07.291	<b>1:07.291</b>	0.654	6	<b>D</b>
21	225	Ricky Flynn Motorsport	GBR	<b>NORRIS OLLIE</b>	GBR	FA KART / VORTEX / DUNLOP	-	:07.316	<b>1:07.316</b>	0.679	6	<b>A</b>
22	227	Ricky Flynn Motorsport	GBR	<b>NORRIS LANDO</b>	GBR	FA KART / VORTEX / DUNLOP	-	:07.349	<b>1:07.349</b>	0.712	6	<b>B</b>
23	209	Ward Racing	SWE	<b>TROITCKIY NIKITA</b>	RUS	TONY KART / VORTEX / DUNLO	:07.381	-	<b>1:07.381</b>	0.744	7	<b>C</b>
24	211	Kosmic Racing Departeme	ITA	<b>DARRAS JULIEN</b>	PER	KOSMIC / VORTEX / DUNLOP	:07.400	-	<b>1:07.400</b>	0.763	7	<b>D</b>
25	220	COMER TOP KART	ITA	<b>MAESTRANZI MARCO</b>	ITA	TOP KART / PARILLA / DUNLOP	:07.413	-	<b>1:07.413</b>	0.776	7	<b>A</b>
26	234	ART GRAND PRIX SRL	ITA	<b>OKADA TAKUYA</b>	JPN	ART GP / TM / DUNLOP	:07.449	-	<b>1:07.449</b>	0.812	8	<b>B</b>
27	244	RB KART TECHNOLOGY	CHE	<b>VIGORITO GIANNI</b>	ITA	EXPRIT / TM / DUNLOP	-	:07.464	<b>1:07.464</b>	0.827	6	<b>C</b>
28	228	Energy Germany	DEU	<b>MARTYNYUK MAXIM</b>	RUS	ENERGY / TM / DUNLOP	:07.467	-	<b>1:07.467</b>	0.830	7	<b>D</b>
29	224	Ricky Flynn Motorsport	GBR	<b>ZHOU GUAN YU</b>	GBR	FA KART / VORTEX / DUNLOP	:07.486	-	<b>1:07.486</b>	0.849	7	<b>A</b>
30	221	COMER TOP KART	ITA	<b>LAVELLI KEVIN</b>	ITA	TOP KART / PARILLA / DUNLOP	-	:07.488	<b>1:07.488</b>	0.851	5	<b>B</b>
31	214	PRAGA KART RACING	CZE	<b>BERTONELLI DIEGO</b>	ITA	PRAGA / PARILLA / DUNLOP	-	:07.505	<b>1:07.505</b>	0.868	6	<b>C</b>
32	223	Forza Racing	GBR	<b>ROSSEL KEVIN</b>	DNK	TONY KART / TM / DUNLOP	-	:07.543	<b>1:07.543</b>	0.906	6	<b>D</b>
33	236	ART GRAND PRIX FINLAN	FIN	<b>TUJULA TUOMAS</b>	FIN	ART GP / TM / DUNLOP	-	:07.556	<b>1:07.556</b>	0.919	7	<b>A</b>
34	206	Ward Racing	SWE	<b>KORNEEV AEXEY</b>	RUS	TONY KART / VORTEX / DUNLO	-	:07.564	<b>1:07.564</b>	0.927	7	<b>B</b>
35	235	ART GRAND PRIX SRL	ITA	<b>SETTE CAMARA SERGI</b>	BRA	ART GP / TM / DUNLOP	-	:07.587	<b>1:07.587</b>	0.950	7	<b>C</b>
36	201	ZANARDI STRAKKA RAC	SWE	<b>JOYNER TOM</b>	GBR	ZANARDI / PARILLA / DUNLOP	-	:07.587	<b>1:07.587</b>	0.950	7	<b>D</b>
37	215	PRAGA KART RACING	CZE	<b>SATO MARINO</b>	JPN	PRAGA / PARILLA / DUNLOP	-	:07.660	<b>1:07.660</b>	1.023	7	<b>A</b>
38	240	Kartronix International	GBR	<b>FONG JULIEN</b>	SGP	TONY KART / TM / DUNLOP	-	:07.664	<b>1:07.664</b>	1.027	6	<b>B</b>
39	246	Guazzaroni Alessio	ITA	<b>GUAZZARONI ALESSIO</b>	ITA	EKS / TM / DUNLOP	-	:07.665	<b>1:07.665</b>	1.028	7	<b>C</b>
40	247	Scaravaggi Massimo	ITA	<b>SCARAVAGGI NICOLO</b>	ITA	TONY KART / TM / DUNLOP	:07.670	-	<b>1:07.670</b>	1.033	7	<b>D</b>
41	229	BABY RACE	ITA	<b>MARTUCCI MARIO</b>	ITA	TONY KART / TM / DUNLOP	-	:07.743	<b>1:07.743</b>	1.106	7	<b>A</b>
42	243	RB KART TECHNOLOGY	CHE	<b>ZHIRKOV ALEXANDER</b>	RUS	EXPRIT / TM / DUNLOP	-	:07.762	<b>1:07.762</b>	1.125	6	<b>B</b>
43	253	Forza Racing	GBR	<b>PANKIEWICZ WIKTORIA</b>	POL	TONY KART / TM / DUNLOP	-	:07.795	<b>1:07.795</b>	1.158	6	<b>C</b>
44	249	ROMANUCCI CARMINE	ITA	<b>ROMANUCCI ANTONIO</b>	ITA	TONY KART / TM / DUNLOP	-	:07.861	<b>1:07.861</b>	1.224	5	<b>D</b>
45	250	Valtex s.a.s	ITA	<b>DURANTE COSIMO FRA</b>	ITA	TONY KART / VORTEX / DUNLO	-	:07.875	<b>1:07.875</b>	1.238	6	<b>A</b>
46	245	GRZYB JANUSZ	POL	<b>GRZYB MICHAL</b>	POL	BIREL / TM / DUNLOP	-	:07.953	<b>1:07.953</b>	1.316	5	<b>B</b>
47	208	ART GRAND PRIX SRL	ITA	<b>SORENSEN CHRISTIAN</b>	DNK	ART GP / TM / DUNLOP	-	:08.092	<b>1:08.092</b>	1.455	7	<b>C</b>

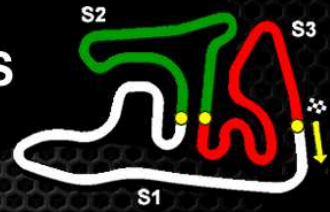
Gap Between Series : 100.97%



# WSK SUPER MASTER SERIES

SARNO 20 - 23.03.2014

## ITALY



### KF

## KF Qualifying Practice (QP)

### Results

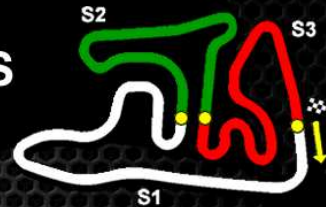
Document 12

Subject to scrutineering & sporting investigations

Rnk	No.	Entrant	Nat	Driver	Nat	Equipment	QP1S1	QP1S2	Time	Gap	Laps	Group
48	232	Team Komarov		<b>VOLKOV EVGENIY</b>		TONY KART / PARILLA / DUNLO	-	<b>:08.116</b>	<b>1:08.116</b>	1.479	7	<b>D</b>
49	217	Forza Racing		<b>SHLOM YAN</b>		TONY KART / TM / DUNLOP	-	<b>:09.691</b>	<b>1:09.691</b>	3.054	1	<b>A</b>

Gap Between Series : 100.97%





KF

Document 11

## KF Qualifying Practice 1 Series 2 (QP1S2)

Subject to scrutineering & sporting investigations

### Results

Rnk	No.	Entrant	Nat	Driver	Nat	Equipment	Sector 1	Sector 2	Sector 3	Time	Gap	Laps
1	251	DR SRL	ITA	<b>MAXIM KIM</b>	RUS	DR / TM / DUNLOP	27.265	19.036	20.984	<b>1:07.285</b>		6
2	222	Crg SPA	ITA	<b>GOMEZ SIDNEY</b>	VEN	CRG / TM / DUNLOP	27.228	19.115	20.948	<b>1:07.291</b>	0.006	6
3	225	Ricky Flynn Motorsport	GBR	<b>NORRIS OLLIE</b>	GBR	FA KART / VORTEX / DUNLOP	27.245	19.173	20.898	<b>1:07.316</b>	0.031	6
4	227	Ricky Flynn Motorsport	GBR	<b>NORRIS LANDO</b>	GBR	FA KART / VORTEX / DUNLOP	27.309	19.147	20.893	<b>1:07.349</b>	0.064	6
5	244	RB KART TECHNOLOGY	CHE	<b>VIGORITO GIANNI</b>	ITA	EXPRIT / TM / DUNLOP	27.231	19.194	21.039	<b>1:07.464</b>	0.179	6
6	221	COMER TOP KART	ITA	<b>LAVELLI KEVIN</b>	ITA	TOP KART / PARILLA / DUNLOP	27.248	19.228	21.012	<b>1:07.488</b>	0.203	5
7	214	PRAGA KART RACING	CZE	<b>BERTONELLI DIEGO</b>	ITA	PRAGA / PARILLA / DUNLOP	27.272	19.188	21.045	<b>1:07.505</b>	0.220	6
8	223	Forza Racing	GBR	<b>ROSSEL KEVIN</b>	DNK	TONY KART / TM / DUNLOP	27.354	19.154	21.035	<b>1:07.543</b>	0.258	6
9	236	ART GRAND PRIX FINLAND	FIN	<b>TUJULA TUOMAS</b>	FIN	ART GP / TM / DUNLOP	27.422	19.160	20.974	<b>1:07.556</b>	0.271	7
10	206	Ward Racing	SWE	<b>KORNEEV AEXEY</b>	RUS	TONY KART / VORTEX / DUNLOP	27.377	19.149	21.038	<b>1:07.564</b>	0.279	7
11	235	ART GRAND PRIX SRL	ITA	<b>SETTE CAMARA SERGI</b>	BRA	ART GP / TM / DUNLOP	27.334	19.252	21.001	<b>1:07.587</b>	0.302	7
12	201	ZANARDI STRAKKA RACING	SWE	<b>JOYNER TOM</b>	GBR	ZANARDI / PARILLA / DUNLOP	27.295	19.228	21.064	<b>1:07.587</b>	0.302	7
13	215	PRAGA KART RACING	CZE	<b>SATO MARINO</b>	JPN	PRAGA / PARILLA / DUNLOP	27.443	19.196	21.021	<b>1:07.660</b>	0.375	7
14	240	Kartronix International	GBR	<b>FONG JULIEN</b>	SGP	TONY KART / TM / DUNLOP	27.423	19.148	21.093	<b>1:07.664</b>	0.379	6
15	246	Guazzaroni Alessio	ITA	<b>GUAZZARONI ALESSIO</b>	ITA	EKS / TM / DUNLOP	27.308	19.216	21.141	<b>1:07.665</b>	0.380	7
16	229	BABY RACE	ITA	<b>MARTUCCI MARIO</b>	ITA	TONY KART / TM / DUNLOP	27.361	19.258	21.124	<b>1:07.743</b>	0.458	7
17	243	RB KART TECHNOLOGY	CHE	<b>ZHIRKOV ALEXANDER</b>	RUS	EXPRIT / TM / DUNLOP	27.387	19.325	21.050	<b>1:07.762</b>	0.477	6
18	253	Forza Racing	GBR	<b>PANKIEWICZ WIKTORIA</b>	POL	TONY KART / TM / DUNLOP	27.408	19.297	21.090	<b>1:07.795</b>	0.510	6
19	249	ROMANUCCI CARMINE	ITA	<b>ROMANUCCI ANTONIO</b>	ITA	TONY KART / TM / DUNLOP	27.404	19.225	21.232	<b>1:07.861</b>	0.576	5
20	250	Valtex s.a.s	ITA	<b>DURANTE COSIMO FRANCO</b>	ITA	TONY KART / VORTEX / DUNLOP	27.434	19.358	21.083	<b>1:07.875</b>	0.590	6
21	245	GRZYB JANUSZ	POL	<b>GRZYB MICHAL</b>	POL	BIREL / TM / DUNLOP	27.458	19.339	21.156	<b>1:07.953</b>	0.668	5
22	208	ART GRAND PRIX SRL	ITA	<b>SORENSEN CHRISTIAN</b>	DNK	ART GP / TM / DUNLOP	27.785	19.283	21.024	<b>1:08.092</b>	0.807	7
23	232	Team Komarov	RUS	<b>VOLKOV EVGENIY</b>	RUS	TONY KART / PARILLA / DUNLOP	27.555	19.244	21.317	<b>1:08.116</b>	0.831	7
24	217	Forza Racing	GBR	<b>SHLOM YAN</b>	RUS	TONY KART / TM / DUNLOP	28.401	19.709	21.581	<b>1:09.691</b>	2.406	1

Start Time : 21/03 - 17:19:11

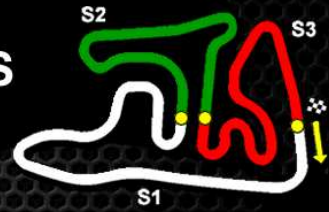
Best Lap : No.251 MAXIM KIM

1:07.285 90,90 Kph

Weather : Sunny Air : 23°C Track : Dry

Event Record : No.226 DARUVALA JEHAN

1:06.637 91,78 Kph



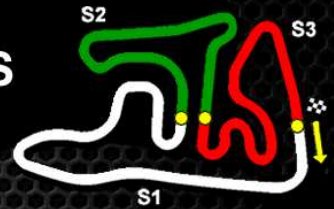
## KF

### KF Qualifying Practice 1 Series 2 (QP1S2)

#### Best Sectors Analysis

For information purposes. No official / regulatory value

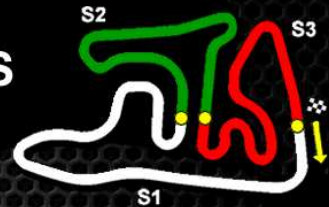
S1			S2			S3			Ideal Lap Times						
Rnk	No.	Time	Rnk	No.	Time	Rnk	No.	Time	Rnk	No.	Driver	Nat	Ideal Lap	Best Lap	Diff.
1	227	27.192	1	251	19.036	1	227	20.893	1	225	NORRIS OLLIE	GBR	1:07.196	1:07.316	0.120
2	225	27.225	2	225	19.073	2	225	20.898	2	227	NORRIS LANDO	GBR	1:07.212	1:07.349	0.137
3	215	27.227	3	222	19.115	3	222	20.948	3	251	MAXIM KIM	RUS	1:07.258	1:07.285	0.027
4	222	27.228	4	227	19.127	4	251	20.957	4	222	GOMEZ SIDNEY	VEN	1:07.291	1:07.291	
5	244	27.231	5	236	19.139	5	236	20.974	5	236	TUJULA TUOMAS	FIN	1:07.410	1:07.556	0.146
6	221	27.248	6	206	19.145	5	235	20.974	6	215	SATO MARINO	JPN	1:07.444	1:07.660	0.216
7	201	27.260	7	240	19.148	7	206	20.985	7	244	VIGORITO GIANNI	ITA	1:07.464	1:07.464	
8	251	27.265	8	223	19.154	8	221	21.012	8	223	ROSSEL KEVIN	DNK	1:07.478	1:07.543	0.065
9	214	27.272	9	208	19.183	9	215	21.021	9	221	LAVELLI KEVIN	ITA	1:07.488	1:07.488	
10	223	27.289	10	214	19.188	10	208	21.024	10	214	BERTONELLI DIEGO	ITA	1:07.505	1:07.505	
11	236	27.297	11	244	19.194	11	223	21.035	11	206	KORNEEV AEXEY	RUS	1:07.507	1:07.564	0.057
12	246	27.308	12	215	19.196	12	246	21.038	12	235	SETTE CAMARA SERGIO	BRA	1:07.531	1:07.587	0.056
13	235	27.318	13	246	19.216	13	244	21.039	13	201	JOYNER TOM	GBR	1:07.552	1:07.587	0.035
14	229	27.361	14	253	19.220	14	214	21.045	14	246	GUZZARONI ALESSIO	ITA	1:07.562	1:07.665	0.103
15	206	27.377	15	249	19.225	15	243	21.050	15	208	SORENSEN CHRISTIAN	DNK	1:07.636	1:08.092	0.456
16	250	27.386	16	221	19.228	16	201	21.064	16	240	FONG JULIEN	SGP	1:07.650	1:07.664	0.014
17	243	27.387	16	201	19.228	17	253	21.070	17	253	PANKIEWICZ WIKTORIA	POL	1:07.698	1:07.795	0.097
18	249	27.404	18	235	19.239	18	250	21.083	18	229	MARTUCCI MARIO	ITA	1:07.732	1:07.743	0.011
19	253	27.408	19	232	19.244	19	240	21.089	19	243	ZHIRKOV ALEXANDER	RUS	1:07.762	1:07.762	
20	240	27.413	20	229	19.258	20	229	21.113	20	249	ROMANUCCI ANTONIO	ITA	1:07.790	1:07.861	0.071
21	208	27.429	21	245	19.289	21	245	21.156	21	250	DURANTE COSIMO FRANCESCO	ITA	1:07.818	1:07.875	0.057
22	245	27.458	22	243	19.325	22	249	21.161	22	245	GRZYB MICHAL	POL	1:07.903	1:07.953	0.050
23	232	27.555	23	250	19.349	23	232	21.226	23	232	VOLKOV EVGENIY	RUS	1:08.025	1:08.116	0.091
24	217	28.401	24	217	19.709	24	217	21.581	24	217	SHLOM YAN	RUS	1:09.691	1:09.691	



## KF KF Qualifying Practice 1 Series 2 (QP1S2) Lap Time Analysis

For information purposes. No official / regulatory value

Laps	Sector 1	Sector 2	Sector 3	Lap Time	Laps	Sector 1	Sector 2	Sector 3	Lap Time	Laps	Sector 1	Sector 2	Sector 3	Lap Time					
<b>No.201 JOYNER TOM</b>					<b>No.222 GOMEZ SIDNEY</b>					<b>No.235 SETTE CAMARA SERGIO</b>									
1	40.841	20.771	26.720	1:28.332	5	27.248	19.228	21.012	1:07.488	1	29.387	19.937	21.668	1:10.992					
2	28.359	19.560	21.687	1:09.606	1	28.670	19.618	21.506	1:09.794	2	27.928	19.517	21.284	1:08.729					
3	27.683	19.465	21.305	1:08.453	2	27.564	19.413	21.276	1:08.253	3	27.555	19.342	21.079	1:07.976					
4	27.408	19.279	21.143	1:07.830	3	27.455	19.315	21.120	1:07.890	4	27.459	19.239	21.085	1:07.783					
5	27.260	19.933	21.474	1:08.667	4	27.349	19.280	21.100	1:07.729	5	27.334	19.252	21.001	1:07.587					
6	27.295	19.228	21.064	1:07.587	5	27.228	19.115	20.948	1:07.291	6	27.387	19.247	20.974	1:07.608					
7	27.266	19.446	21.179	1:07.891	6	27.697	19.638	23.600	1:10.935	7	27.318	19.347	21.098	1:07.763					
<b>No.206 KORNEEV AEXEY</b>					<b>No.223 ROSSEL KEVIN</b>					<b>No.236 TUJULA TUOMAS</b>									
1	28.515	19.446	21.513	1:09.474	1	30.363	21.957	21.889	1:14.209	1	30.564	20.303	22.303	1:13.170					
2	27.764	19.241	21.178	1:08.183	2	30.661	21.769	21.431	1:13.861	2	28.060	19.626	21.442	1:09.128					
3	27.511	19.189	21.148	1:07.848	3	27.534	19.173	21.076	1:07.783	3	27.657	19.324	21.129	1:08.110					
4	27.576	19.248	21.074	1:07.898	4	27.354	19.154	21.035	1:07.543	4	27.821	19.235	21.116	1:08.172					
5	27.513	19.145	20.985	1:07.643	5	27.405	20.501	23.591	1:11.497	5	27.422	19.160	20.974	1:07.556					
6	27.377	19.149	21.038	1:07.564	6	27.289	19.228	21.037	1:07.554	6	27.297	19.139	21.171	1:07.607					
7	27.534	19.230	21.135	1:07.899	<b>No.225 NORRIS OLLIE</b>					<b>No.240 FONG JULIEN</b>									
<b>No.208 SORENSEN CHRISTIAN</b>					1	28.897	19.458	21.348	1:09.703	1	28.208	19.499	21.318	1:09.025					
1	29.880	19.825	23.919	1:13.624	2	29.302	19.538	21.196	1:10.036	2	27.596	19.385	21.212	1:08.193					
2	28.286	19.663	21.303	1:09.252	3	27.438	19.073	21.110	1:07.621	3	27.423	19.148	21.093	1:07.664					
3	27.892	19.488	21.244	1:08.624	4	27.325	19.133	20.943	1:07.401	4	27.420	21.032	21.934	1:10.386					
4	27.609	19.432	21.376	1:08.417	5	27.245	19.173	20.898	1:07.316	5	27.413	20.230	21.468	1:09.111					
5	27.785	19.283	21.024	1:08.092	6	27.225	19.363	21.149	1:07.737	6	27.424	19.207	21.089	1:07.720					
6	27.429	19.183	21.642	1:08.254	<b>No.227 NORRIS LANDO</b>					<b>No.243 ZHIRKOV ALEXANDER</b>									
7	27.516	19.307	21.288	1:08.111	1	28.394	19.473	21.316	1:09.183	1	28.564	19.641	21.532	1:09.737					
<b>No.214 BERTONELLI DIEGO</b>					2	27.744	19.552	21.217	1:08.513	2	27.747	19.475	21.212	1:08.434					
1	28.590	19.641	21.452	1:09.683	3	27.481	21.390	22.650	1:11.521	3	27.557	19.574	21.239	1:08.370					
2	27.612	19.437	21.214	1:08.263	4	27.477	19.127	20.957	1:07.561	4	27.494	19.374	21.066	1:07.934					
3	27.495	19.306	21.103	1:07.904	5	27.309	19.147	20.893	1:07.349	5	27.387	19.325	21.050	1:07.762					
4	27.272	19.188	21.045	1:07.505	6	27.192	19.181	20.978	1:07.351	6	28.865	20.591	21.421	1:10.877					
5	27.564	20.295	21.462	1:09.321	<b>No.229 MARTUCCI MARIO</b>					<b>No.244 VIGORITO GIANNI</b>									
6	27.390	19.468	21.329	1:08.187	1	33.401	21.148	22.027	1:16.576	1	28.942	19.744	21.475	1:10.161					
<b>No.215 SATO MARINO</b>					2	28.022	19.492	21.374	1:08.888	2	27.709	19.387	21.175	1:08.271					
1	40.240	20.957	26.419	1:27.616	3	27.581	19.453	21.281	1:08.315	3	27.378	19.414	21.117	1:07.909					
2	28.353	19.477	21.437	1:09.267	4	27.531	19.357	21.244	1:08.132	4	27.271	19.272	21.089	1:07.632					
3	27.539	19.503	21.288	1:08.330	5	27.421	19.321	21.113	1:07.855	5	27.231	19.194	21.039	1:07.464					
4	27.443	19.196	21.021	1:07.660	6	27.361	19.258	21.124	1:07.743	6	27.556	19.927	21.342	1:08.825					
5	27.227	19.379	21.111	1:07.717	7	27.386	19.409	21.249	1:08.044	<b>No.245 GRZYB MICHAL</b>									
6	30.529	19.380	21.196	1:11.105	<b>No.232 VOLKOV EVGENIY</b>					1	30.178	21.915	22.824	1:14.917					
7	27.358	19.296	21.238	1:07.892	1	29.557	19.758	21.862	1:11.177	2	27.848	19.473	21.307	1:08.628					
<b>No.217 SHLOM YAN</b>					2	27.985	19.443	21.424	1:08.852	3	27.618	19.328	21.283	1:08.229					
1	28.401	19.709	21.581	1:09.691	3	27.825	19.555	21.456	1:08.836	4	27.458	19.339	21.156	1:07.953					
<b>No.221 LAVELLI KEVIN</b>					4	27.767	19.323	21.317	1:08.407	5	34.026	19.289	21.166	1:14.481					
1	29.543	19.998	21.683	1:11.224	5	27.590	19.271	21.289	1:08.150	<b>No.246 GUZZARONI ALESSIO</b>									
2	27.725	19.397	21.238	1:08.360	6	27.598	19.470	21.226	1:08.294	1	32.206	20.053	21.735	1:13.994					
3	27.374	19.354	21.184	1:07.912	7	27.555	19.244	21.317	1:08.116	2	27.949	19.454	21.398	1:08.801					
4	27.276	19.285	21.024	1:07.585															



KF

## KF Qualifying Practice 1 Series 2 (QP1S2)

For information purposes. No official / regulatory value

### Lap Time Analysis

Laps	Sector 1	Sector 2	Sector 3	Lap Time
3	27.728	19.440	21.254	1:08.422
4	27.514	19.285	21.145	1:07.944
5	27.380	19.254	21.038	1:07.672
6	27.308	19.216	21.141	1:07.665
7	27.529	19.304	21.277	1:08.110

#### No.249 ROMANUCCI ANTONIO

1	28.341	19.452	21.404	1:09.197
2	27.679	19.256	21.161	1:08.096
3	27.451	19.282	21.202	1:07.935
4	27.404	19.225	21.232	1:07.861
5	27.910	19.302	21.243	1:08.455

#### No.250 DURANTE COSIMO FRANCESCO

1	31.341	20.026	21.808	1:13.175
2	27.960	19.487	21.502	1:08.949
3	27.596	19.349	21.223	1:08.168
4	27.386	19.383	21.171	1:07.940
5	27.434	19.358	21.083	1:07.875
6	27.492	19.734	21.448	1:08.674

#### No.251 MAXIM KIM

1	38.460	21.049	23.938	1:23.447
2	29.355	19.503	21.430	1:10.288
3	29.213	19.576	21.307	1:10.096
4	27.548	19.104	21.020	1:07.672
5	27.289	19.117	20.957	1:07.363
6	27.265	19.036	20.984	1:07.285

#### No.253 PANKIEWICZ WIKTORIA

1	28.777	22.035	22.067	1:12.879
2	30.124	21.634	21.479	1:13.237
3	27.635	19.323	21.070	1:08.028
4	27.427	19.220	21.186	1:07.833
5	27.408	19.297	21.090	1:07.795
6	27.417	19.336	21.298	1:08.051

KF

Document 10

## KF Qualifying Practice 1 Series 1 (QP1S1)

### Results

Subject to scrutineering & sporting investigations

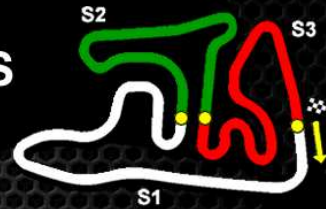
Rnk	No.	Entrant	Nat	Driver	Nat	Equipment	Sector 1	Sector 2	Sector 3	Time	Gap	Laps
1	226	Ricky Flynn Motorsport	GBR	<b>DARUVALA JEHAN</b>	IND	FA KART / VORTEX / DUNLOP	27.004	18.858	20.775	<b>1:06.637</b>		7
2	210	Kosmic Racing Departeme	ITA	<b>NICKLAS NIELSEN</b>	DNK	KOSMIC / VORTEX / DUNLOP	27.036	18.930	20.794	<b>1:06.760</b>	0.123	8
3	230	BABY RACE	ITA	<b>LORANDI ALESSIO</b>	ITA	TONY KART / TM / DUNLOP	27.035	18.989	20.792	<b>1:06.816</b>	0.179	6
4	203	TONY KART RACING TEA	ITA	<b>BASZ KAROL</b>	POL	TONY KART / VORTEX / DUNLO	27.006	19.069	20.913	<b>1:06.988</b>	0.351	7
5	202	ZANARDI STRAKKA RAC	SWE	<b>ILOTT CALLUM</b>	GBR	ZANARDI / PARILLA / DUNLOP	27.067	19.054	20.871	<b>1:06.992</b>	0.355	7
6	248	Ward Racing	SWE	<b>KARI NIKO</b>	FIN	TONY KART / VORTEX / DUNLO	27.139	18.974	20.918	<b>1:07.031</b>	0.394	7
7	204	TONY KART RACING TEA	ITA	<b>MAZEPIN NIKITA</b>	RUS	TONY KART / VORTEX / DUNLO	27.020	19.043	20.996	<b>1:07.059</b>	0.422	7
8	218	ENERGY CORSE SRL	ITA	<b>STUPENKOV EGOR</b>	RUS	ENERGY / TM / DUNLOP	27.148	19.048	20.911	<b>1:07.107</b>	0.470	8
9	219	ENERGY CORSE SRL	ITA	<b>HORN MORITZ</b>	DEU	ENERGY / TM / DUNLOP	27.076	19.071	20.974	<b>1:07.121</b>	0.484	7
10	213	PRAGA KART RACING	CZE	<b>DABSKI KAROL</b>	POL	PRAGA / PARILLA / DUNLOP	27.148	19.070	20.905	<b>1:07.123</b>	0.486	7
11	231	Crg SPA	ITA	<b>MARCU DIONISIOS</b>	ROU	CRG / TM / DUNLOP	27.231	19.101	20.821	<b>1:07.153</b>	0.516	7
12	238	Keijzer Racing	NLD	<b>VAN LEEUWEN MARTI.</b>	NLD	ZANARDI / PARILLA / DUNLOP	27.028	19.141	21.029	<b>1:07.198</b>	0.561	7
13	239	Kartronix International	GBR	<b>YIFAN XIA</b>	CHN	TONY KART / TM / DUNLOP	27.185	19.095	20.921	<b>1:07.201</b>	0.564	8
14	241	BIREL MOTORSPORT	ITA	<b>CUCCO STEFANO</b>	ITA	BIREL / TM / DUNLOP	27.135	19.098	20.987	<b>1:07.220</b>	0.583	7
15	242	BIREL MOTORSPORT	ITA	<b>CHAIMONGKOL SASAK</b>	THA	BIREL / TM / DUNLOP	27.241	19.128	20.862	<b>1:07.231</b>	0.594	7
16	205	TONY KART RACING TEA	ITA	<b>AUBRY GABRIEL</b>	FR	TONY KART / VORTEX / DUNLO	27.173	19.094	21.003	<b>1:07.270</b>	0.633	7
17	233	Team Komarov	RUS	<b>SITNIKOV NIKITA</b>	RUS	TONY KART / PARILLA / DUNLO	27.210	19.150	20.917	<b>1:07.277</b>	0.640	6
18	207	Ward Racing	SWE	<b>GORDEEV ALEXANDEF</b>	RUS	TONY KART / VORTEX / DUNLO	27.200	19.060	21.024	<b>1:07.284</b>	0.647	7
19	209	Ward Racing	SWE	<b>TROITCKIY NIKITA</b>	RUS	TONY KART / VORTEX / DUNLO	27.216	19.150	21.015	<b>1:07.381</b>	0.744	7
20	211	Kosmic Racing Departeme	ITA	<b>DARRAS JULIEN</b>	FR	KOSMIC / VORTEX / DUNLOP	27.268	19.226	20.906	<b>1:07.400</b>	0.763	7
21	220	COMER TOP KART	ITA	<b>MAESTRANZI MARCO</b>	ITA	TOP KART / PARILLA / DUNLOP	27.269	19.130	21.014	<b>1:07.413</b>	0.776	7
22	234	ART GRAND PRIX SRL	ITA	<b>OKADA TAKUYA</b>	JPN	ART GP / TM / DUNLOP	27.227	19.161	21.061	<b>1:07.449</b>	0.812	8
23	228	Energy Germany	DEU	<b>MARTYNYUK MAXIM</b>	RUS	ENERGY / TM / DUNLOP	27.230	19.239	20.998	<b>1:07.467</b>	0.830	7
24	224	Ricky Flynn Motorsport	GBR	<b>ZHOU GUAN YU</b>	GBR	FA KART / VORTEX / DUNLOP	27.252	19.252	20.982	<b>1:07.486</b>	0.849	7
25	247	Scaravaggi Massimo	ITA	<b>SCARAVAGGI NICOLO</b>	ITA	TONY KART / TM / DUNLOP	27.336	19.249	21.085	<b>1:07.670</b>	1.033	7

Start Time : 21/03 - 16:37:12

Best Lap : No.226 DARUVALA JEHAN

1:06.637 91,78 Kph

Weather : Sunny Air : 23°C Track : Dry



## KF

### KF Qualifying Practice 1 Series 1 (QP1S1)

#### Best Sectors Analysis

For information purposes. No official / regulatory value

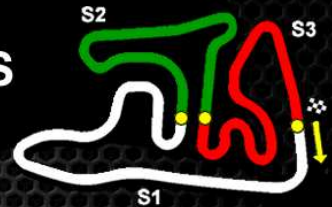
S1			S2			S3			Ideal Lap Times						
Rnk	No.	Time	Rnk	No.	Time	Rnk	No.	Time	Rnk	No.	Driver	Nat	Ideal Lap	Best Lap	Diff.
1	226	27.004	1	226	18.838	1	226	20.734	1	226	DARUVALA JEHAN	IND	1:06.576	1:06.637	0.061
2	203	27.006	2	210	18.930	2	230	20.792	2	210	NICKLAS NIELSEN	DNK	1:06.760	1:06.760	
3	204	27.020	3	248	18.974	3	210	20.794	3	230	LORANDI ALESSIO	ITA	1:06.816	1:06.816	
4	238	27.028	4	230	18.989	4	202	20.807	4	202	ILOTT CALLUM	GBR	1:06.924	1:06.992	0.068
5	230	27.035	5	204	19.043	5	231	20.821	5	248	KARI NIKO	FIN	1:06.974	1:07.031	0.057
6	210	27.036	6	218	19.048	6	242	20.862	6	203	BASZ KAROL	POL	1:06.988	1:06.988	
7	213	27.058	7	202	19.050	7	213	20.905	7	213	DABSKI KAROL	POL	1:07.033	1:07.123	0.090
8	202	27.067	8	207	19.060	8	211	20.906	8	204	MAZEPIN NIKITA	RUS	1:07.059	1:07.059	
9	219	27.076	9	203	19.069	9	248	20.909	9	219	HORN MORITZ	DEU	1:07.074	1:07.121	0.047
10	248	27.091	10	213	19.070	10	218	20.911	10	218	STUPENKOV EGOR	RUS	1:07.098	1:07.107	0.009
11	220	27.124	11	219	19.071	11	203	20.913	11	238	VAN LEEUWEN MARTIJN	NLD	1:07.117	1:07.198	0.081
12	241	27.135	12	239	19.080	12	205	20.916	12	231	MARCU DIONISIOS	ROU	1:07.130	1:07.153	0.023
13	218	27.139	13	205	19.094	13	233	20.917	13	242	CHAIMONGKOL SASAKORN	THA	1:07.157	1:07.231	0.074
14	242	27.167	14	231	19.095	14	239	20.921	14	205	AUBRY GABRIEL	ITA	1:07.183	1:07.270	0.087
15	233	27.169	15	241	19.098	15	219	20.927	15	239	YIFAN XIA	CHN	1:07.186	1:07.201	0.015
16	205	27.173	16	242	19.128	16	238	20.948	16	241	CUCCO STEFANO	ITA	1:07.187	1:07.220	0.033
17	239	27.185	17	220	19.130	17	241	20.954	17	233	SITNIKOV NIKITA	RUS	1:07.236	1:07.277	0.041
18	234	27.189	18	224	19.132	18	234	20.974	18	220	MAESTRANZI MARCO	ITA	1:07.268	1:07.413	0.145
19	209	27.197	19	238	19.141	19	224	20.982	19	207	GORDEEV ALEXANDER	RUS	1:07.283	1:07.284	0.001
20	207	27.200	20	233	19.150	20	204	20.996	20	211	DARRAS JULIEN	ITA	1:07.292	1:07.400	0.108
21	231	27.214	20	209	19.150	21	228	20.998	21	234	OKADA TAKUYA	JPN	1:07.324	1:07.449	0.125
22	224	27.216	22	234	19.161	22	220	21.014	22	224	ZHOU GUAN YU	GBR	1:07.330	1:07.486	0.156
22	211	27.216	23	211	19.170	23	209	21.015	23	209	TROITCKIY NIKITA	RUS	1:07.362	1:07.381	0.019
24	228	27.230	24	247	19.171	24	207	21.023	24	228	MARTYNYUK MAXIM	RUS	1:07.444	1:07.467	0.023
25	247	27.336	25	228	19.216	25	247	21.085	25	247	SCARAVAGGI NICOLO	ITA	1:07.592	1:07.670	0.078



# WSK SUPER MASTER SERIES

## SARNO 20 - 23.03.2014

### ITALY

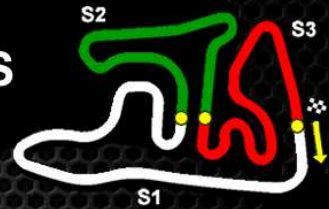


## KF KF Qualifying Practice 1 Series 1 (QP1S1)

For information purposes. No official / regulatory value

### Lap Time Analysis

Laps	Sector 1	Sector 2	Sector 3	Lap Time	Laps	Sector 1	Sector 2	Sector 3	Lap Time	Laps	Sector 1	Sector 2	Sector 3	Lap Time
No.202 ILOTT CALLUM					No.210 NICKLAS NIELSEN					No.224 ZHOU GUAN YU				
1	27.941	19.509	21.124	1:08.574	6	27.197	19.225	21.063	1:07.485	2	27.712	19.292	21.425	1:08.429
2	27.458	19.136	20.978	1:07.572	7	27.216	19.150	21.015	1:07.381	3	27.579	19.252	21.157	1:07.988
3	32.982	19.446	21.080	1:13.508	1	36.348	21.228	22.955	1:20.531	4	27.419	19.174	21.139	1:07.732
4	27.290	19.184	20.916	1:07.390	2	28.786	19.785	21.277	1:09.848	5	27.239	19.152	21.113	1:07.504
5	27.162	19.103	20.807	1:07.072	3	28.230	22.608	25.834	1:16.672	6	27.269	19.130	21.014	1:07.413
6	27.125	19.050	20.839	1:07.014	4	33.978	19.400	21.587	1:14.965	7	27.124	19.180	21.212	1:07.516
7	27.067	19.054	20.871	1:06.992	5	27.249	19.097	20.879	1:07.225	No.226 DARUVALA JEHAN				
No.203 BASZ KAROL					No.211 DARRAS JULIEN					No.228 MARTYNYUK MAXIM				
1	28.489	19.428	21.476	1:09.393	1	30.522	21.605	21.653	1:13.780	1	28.634	19.563	21.355	1:09.552
2	27.453	19.215	21.047	1:07.715	2	27.829	19.403	21.264	1:08.496	2	27.774	19.445	21.986	1:09.205
3	27.289	19.246	21.031	1:07.566	3	27.612	19.330	21.250	1:08.192	3	27.650	19.298	21.408	1:08.356
4	28.768	19.236	21.045	1:09.049	4	27.349	19.186	20.992	1:07.527	4	27.469	19.289	21.146	1:07.904
5	27.091	19.160	20.933	1:07.184	5	27.352	19.170	20.991	1:07.513	5	27.279	19.216	21.049	1:07.544
6	27.117	19.079	20.939	1:07.135	6	27.268	19.226	20.906	1:07.400	6	27.230	19.239	20.998	1:07.467
7	27.006	19.069	20.913	1:06.988	7	27.216	19.259	20.975	1:07.450	7	27.237	19.499	21.176	1:07.912
No.204 MAZEPIN NIKITA					No.213 DABSKI KAROL					No.230 LORANDI ALESSIO				
1	28.935	19.833	21.426	1:10.194	1	29.844	19.586	21.314	1:10.744	1	31.543	22.291	21.680	1:15.514
2	27.725	20.666	22.929	1:11.320	2	27.595	19.219	21.040	1:07.854	2	27.672	19.425	21.342	1:08.439
3	27.413	19.245	21.617	1:08.275	3	27.293	19.171	21.032	1:07.496	3	27.361	19.103	20.941	1:07.405
4	27.889	19.133	21.108	1:08.130	4	27.281	19.132	20.941	1:07.354	4	27.184	19.079	20.865	1:07.128
5	27.206	19.169	21.029	1:07.404	5	27.140	19.139	20.951	1:07.230	5	27.117	19.020	20.819	1:06.956
6	27.158	19.098	21.018	1:07.274	6	27.148	19.070	20.905	1:07.123	6	27.035	18.989	20.792	1:06.816
7	27.020	19.043	20.996	1:07.059	7	27.058	19.159	20.934	1:07.151	No.231 MARCU DIONISIOS				
No.205 AUBRY GABRIEL					No.218 STUPENKOV EGOR					No.220 MAESTRANZI MARCO				
1	28.313	20.489	21.207	1:10.009	1	39.498	21.305	22.596	1:23.399	1	28.946	20.245	22.337	1:11.528
2	27.420	19.263	21.066	1:07.749	2	28.743	19.739	21.355	1:09.837	2	27.605	19.496	21.355	1:08.456
3	27.339	19.157	20.987	1:07.483	3	27.796	19.295	21.751	1:08.842	3	27.385	19.171	20.982	1:07.538
4	27.257	19.212	20.951	1:07.420	4	27.584	19.243	21.006	1:07.833	4	27.200	19.138	20.959	1:07.297
5	27.289	19.186	20.916	1:07.391	5	27.327	19.127	20.953	1:07.407	5	28.421	19.071	20.927	1:08.419
6	27.217	19.142	20.931	1:07.290	6	27.236	19.093	20.937	1:07.266	6	27.076	19.071	20.974	1:07.121
7	27.173	19.094	21.003	1:07.270	7	27.139	19.119	20.957	1:07.215	7	27.120	19.180	20.956	1:07.256
No.207 GORDEEV ALEXANDER					No.219 HORN MORITZ									
1	28.215	19.427	21.298	1:08.940	1	28.664	19.509	21.427	1:09.600					
2	27.713	19.382	21.232	1:08.327	2	27.605	19.496	21.355	1:08.456					
3	27.511	19.752	22.574	1:09.837	3	27.385	19.171	20.982	1:07.538					
4	27.565	19.236	21.038	1:07.839	4	27.200	19.138	20.959	1:07.297					
5	27.225	19.135	21.050	1:07.410	5	28.421	19.071	20.927	1:08.419					
6	27.359	19.208	21.023	1:07.590	6	27.076	19.071	20.974	1:07.121					
7	27.200	19.060	21.024	1:07.284	7	27.120	19.180	20.956	1:07.256					
No.209 TROITCKIY NIKITA														
1	28.178	19.447	21.383	1:09.008										
2	27.589	19.233	21.187	1:08.009										
3	27.503	19.311	21.456	1:08.270										
4	27.368	19.173	21.051	1:07.592										
5	27.292	19.309	21.052	1:07.653										



## KF

### KF Qualifying Practice 1 Series 1 (QP1S1)

#### Lap Time Analysis

For information purposes. No official / regulatory value

Laps	Sector 1	Sector 2	Sector 3	Lap Time
<b>No.233 SITNIKOV NIKITA</b>				
1	28.167	19.556	21.286	1:09.009
2	27.430	19.293	21.112	1:07.835
3	27.272	19.192	20.988	1:07.452
4	27.209	19.150	20.983	1:07.342
5	27.169	19.205	20.978	1:07.352
6	27.210	19.150	20.917	1:07.277

Laps	Sector 1	Sector 2	Sector 3	Lap Time
<b>No.234 OKADA TAKUYA</b>				
1	37.696	21.502	22.288	1:21.486
2	28.604	19.627	21.456	1:09.687
3	27.793	19.248	22.287	1:09.328
4	29.460	19.206	21.265	1:09.931
5	27.484	19.184	20.974	1:07.642
6	27.510	19.201	21.080	1:07.791
7	27.227	19.161	21.061	1:07.449
8	27.189	19.803	21.175	1:08.167

Laps	Sector 1	Sector 2	Sector 3	Lap Time
<b>No.238 VAN LEEUWEN MARTIJN</b>				
1	28.763	19.965	21.432	1:10.160
2	27.598	20.345	23.386	1:11.329
3	27.732	19.381	21.117	1:08.230
4	27.212	19.251	21.041	1:07.504
5	27.143	19.205	20.968	1:07.316
6	27.074	19.213	20.948	1:07.235
7	27.028	19.141	21.029	1:07.198

Laps	Sector 1	Sector 2	Sector 3	Lap Time
<b>No.239 YIFAN XIA</b>				
1	38.351	21.884	23.788	1:24.023
2	28.790	19.914	21.727	1:10.431
3	27.666	19.420	21.203	1:08.289
4	27.449	19.101	20.968	1:07.518
5	27.226	19.186	21.091	1:07.503
6	27.241	19.087	20.983	1:07.311
7	27.185	19.095	20.921	1:07.201
8	27.190	19.080	21.040	1:07.310

Laps	Sector 1	Sector 2	Sector 3	Lap Time
<b>No.241 CUCCO STEFANO</b>				
1	32.442	19.666	21.527	1:13.635
2	27.861	19.310	21.157	1:08.328
3	29.613	19.408	21.133	1:10.154
4	27.404	19.137	21.061	1:07.602
5	27.287	19.130	20.989	1:07.406
6	27.271	19.147	20.954	1:07.372
7	27.135	19.098	20.987	1:07.220

Laps	Sector 1	Sector 2	Sector 3	Lap Time
<b>No.242 CHAIMONGKOL SASAKORN</b>				
1	28.470	19.750	21.402	1:09.622
2	27.633	19.284	22.178	1:09.095
3	28.043	19.390	22.408	1:09.841
4	27.327	19.233	22.481	1:09.041




Laps	Sector 1	Sector 2	Sector 3	Lap Time
5	27.241	19.128	20.862	1:07.231
6	27.217	19.177	20.953	1:07.347
7	27.167	19.288	21.014	1:07.469

Laps	Sector 1	Sector 2	Sector 3	Lap Time
<b>No.247 SCARAVAGGI NICOLO</b>				
1	28.663	19.646	21.728	1:10.037
2	27.754	19.409	21.338	1:08.501
3	28.047	19.235	21.545	1:08.827
4	27.336	19.249	21.085	1:07.670
5	27.790	19.270	21.170	1:08.230
6	27.868	19.171	21.120	1:08.159
7	27.598	19.305	21.309	1:08.212

Laps	Sector 1	Sector 2	Sector 3	Lap Time
<b>No.248 KARI NIKO</b>				
1	28.006	19.332	21.229	1:08.567
2	27.450	19.137	21.105	1:07.692
3	27.265	19.114	21.071	1:07.450
4	27.197	19.163	21.048	1:07.408
5	27.098	19.085	20.969	1:07.152
6	27.091	19.044	20.909	1:07.044
7	27.139	18.974	20.918	1:07.031



**KF**
**KF**
**Document 1**
**List of Participants (49 Drivers)**

No.	Entrant	Nat	Driver	Nat	Equipment
201	ZANARDI STRAKKA RACING		JOYNER TOM		ZANARDI / PARILLA / DUNLOP
202	ZANARDI STRAKKA RACING		ILOTT CALLUM		ZANARDI / PARILLA / DUNLOP
203	TONY KART RACING TEAM		BASZ KAROL		TONY KART / VORTEX / DUNLOP
204	TONY KART RACING TEAM		MAZEPIN NIKITA		TONY KART / VORTEX / DUNLOP
205	TONY KART RACING TEAM		AUBRY GABRIEL		TONY KART / VORTEX / DUNLOP
206	Ward Racing		KORNEEV AEXEY		TONY KART / VORTEX / DUNLOP
207	Ward Racing		GORDEEV ALEXANDER		TONY KART / VORTEX / DUNLOP
208	ART GRAND PRIX SRL		SORENSEN CHRISTIAN		ART GP / TM / DUNLOP
209	Ward Racing		TROITCKIY NIKITA		TONY KART / VORTEX / DUNLOP
210	Kosmic Racing Departement		NICKLAS NIELSEN		KOSMIC / VORTEX / DUNLOP
211	Kosmic Racing Departement		DARRAS JULIEN		KOSMIC / VORTEX / DUNLOP
213	PRAGA KART RACING		DABSKI KAROL		PRAGA / PARILLA / DUNLOP
214	PRAGA KART RACING		BERTONELLI DIEGO		PRAGA / PARILLA / DUNLOP
215	PRAGA KART RACING		SATO MARINO		PRAGA / PARILLA / DUNLOP
217	Forza Racing		SHLOM YAN		TONY KART / TM / DUNLOP
218	ENERGY CORSE SRL		STUPENKOV EGOR		ENERGY / TM / DUNLOP
219	ENERGY CORSE SRL		HORN MORITZ		ENERGY / TM / DUNLOP
220	COMER TOP KART		MAESTRANZI MARCO		TOP KART / PARILLA / DUNLOP
221	COMER TOP KART		LAVELLI KEVIN		TOP KART / PARILLA / DUNLOP
222	Crg SPA		GOMEZ SIDNEY		CRG / TM / DUNLOP
223	Forza Racing		ROSSEL KEVIN		TONY KART / TM / DUNLOP
224	Ricky Flynn Motorsport		ZHOU GUAN YU		FA KART / VORTEX / DUNLOP
225	Ricky Flynn Motorsport		NORRIS OLLIE		FA KART / VORTEX / DUNLOP
226	Ricky Flynn Motorsport		DARUVALA JEHAN		FA KART / VORTEX / DUNLOP
227	Ricky Flynn Motorsport		NORRIS LANDO		FA KART / VORTEX / DUNLOP
228	Energy Germany		MARTYNYUK MAXIM		ENERGY / TM / DUNLOP
229	BABY RACE		MARTUCCI MARIO		TONY KART / TM / DUNLOP
230	BABY RACE		LORANDI ALESSIO		TONY KART / TM / DUNLOP
231	Crg SPA		MARCU DIONISIOS		CRG / TM / DUNLOP
232	Team Komarov		VOLKOV EVGENIY		TONY KART / PARILLA / DUNLOP
233	Team Komarov		SITNIKOV NIKITA		TONY KART / PARILLA / DUNLOP
234	ART GRAND PRIX SRL		OKADA TAKUYA		ART GP / TM / DUNLOP
235	ART GRAND PRIX SRL		SETTE CAMARA SERGIO		ART GP / TM / DUNLOP
236	ART GRAND PRIX FINLAND		TUJULA TUOMAS		ART GP / TM / DUNLOP
238	Keijzer Racing		VAN LEEUWEN MARTIJN		ZANARDI / PARILLA / DUNLOP
239	Kartronix International		YIFAN XIA		TONY KART / TM / DUNLOP
240	Kartronix International		FONG JULIEN		TONY KART / TM / DUNLOP
241	BIREL MOTORSPORT		CUCCO STEFANO		BIREL / TM / DUNLOP
242	BIREL MOTORSPORT		CHAIMONGKOL SASAKORN		BIREL / TM / DUNLOP
243	RB KART TECHNOLOGY		ZHIRKOV ALEXANDER		EXPRIT / TM / DUNLOP
244	RB KART TECHNOLOGY		VIGORITO GIANNI		EXPRIT / TM / DUNLOP
245	GRZYB JANUSZ		GRZYB MICHAL		BIREL / TM / DUNLOP
246	Guazzaroni Alessio		GUAZZARONI ALESSIO		EKS / TM / DUNLOP
247	Scaravaggi Massimo		SCARAVAGGI NICOLO		TONY KART / TM / DUNLOP
248	Ward Racing		KARI NIKO		TONY KART / VORTEX / DUNLOP
249	ROMANUCCI CARMINE		ROMANUCCI ANTONIO		TONY KART / TM / DUNLOP
250	Valtex s.a.s		DURANTE COSIMO FRANCESCO		TONY KART / VORTEX / DUNLOP
251	DR SRL		MAXIM KIM		DR / TM / DUNLOP
253	Forza Racing		PANKIEWICZ WIKTORIA		TONY KART / TM / DUNLOP



**WSK SUPER MASTER SERIES**  
**SARNO 20 - 23.03.2014**  
**ITALY**

