



RESULTS BOOKLET



KZ2

Final Results

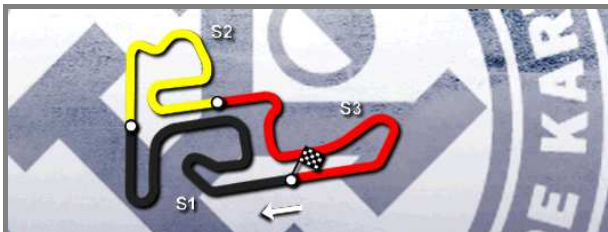
For information purposes. No official / regulatory value

Rnk	No.	Entrant	Nat	Driver	Nat	Equipment	DEU	BEL	Points
1	201	DR Srl	ITA	Antonsen, Emil	NOR	DR / TM / B'stone	13	20	33
2	165	Energy Corse	ITA	Johansson, Joel	SWE	Energy / TM / B'stone	16	16	32
3	108	CRG SpA	ITA	Tiene, Felice	ITA	CRG / Maxter / B'stone	0	25	25
4	207	DR Srl	ITA	Negro, Riccardo	DEU	DR / TM / B'stone	25	-	25
5	190	Marcon, Alessandro	ITA	Marcon, Nicola	ITA	Tony Kart / Vortex / B'stone	9	13	22
6	130	Maranello Kart	ITA	Zanchetta, Marco	ITA	Maranello / TM / B'stone	20	0	20
7	152	CRG Holland	NLD	Schmidt, Dominik	DEU	CRG / TM / B'stone	11	0	11
8	180	KSM Racing Team	DEU	Schmitz, Alexander	DEU	Tony Kart / Vortex / B'stone	-	11	11
9	129	Maranello Kart	ITA	Lundberg, Douglas	SWE	Maranello / TM / B'stone	10	-	10
9	104	Birel Motorsport	ITA	Midrla, Jan	CZE	Birel / TM / B'stone	-	10	10
11	150	CRG Holland	NLD	Pex, Yard	NLD	CRG / TM / B'stone	-	9	9
12	144	Praga Kart Racing	CZE	Manetti, Alessandro	ITA	Praga / Parilla / B'stone	0	8	8
13	124	Maranello Kart	ITA	Tilloca, Luca	ITA	Maranello / TM / B'stone	8	-	8
14	176	KK '1'	HRV	Habulin, Kristijan	HRV	CRG / Modena Engines / B'stone	7	0	7
15	138	AVG Racing	NLD	Specken, Guust	NLD	Birel / TM / B'stone	-	7	7
16	164	Energy Corse	ITA	Hays, Christopher	AUS	Energy / TM / B'stone	0	6	6
17	126	Fiault, Charles	ERA	Fiault, Charles	ERA	Sodi / Parilla / B'stone	6	0	6
18	191	Marconi, Tommaso	ITA	Marconi, Tommaso	ITA	First / TM / B'stone	5	0	5
19	123	TBkart Srl	ITA	Brenna, Simone	ITA	TB Kart / Modena Engines / B'stone	0	5	5
20	205	Paauperkarting	NLD	Paauwe, Menno	NLD	Birel / TM / B'stone	3	2	5
21	135	ADAC Sachsen	DEU	Illgen, Kevin	DEU	CRG / TM / B'stone	-	4	4
21	122	PDB Racing Team	NLD	Öberg, Victor	SWE	Gillard / TM / B'stone	4	-	4
23	200	Van Meever, Jan Cornelis	NLD	Van Meever, Maks	NLD	Lenzokart / TM / B'stone	0	3	3
24	128	Da Silva, Clement	ERA	Da Silva, Clement	ERA	Birel / TM / B'stone	2	-	2
25	143	Tony Kart Racing Team	ITA	Piccini, Alessio	ITA	Tony Kart / Vortex / B'stone	0	1	1
26	148	CRG Holland	NLD	Kooijman, Finn	NLD	CRG / TM / B'stone	1	-	1
27	125	J.S. Racing	DNK	Christensen, Toke	DNK	CRG / TM / B'stone	0	-	0
28	181	LH Racing Team	SWE	Hiltbrand, Pedro	ESP	LH / Maxter / B'stone	0	0	0
29	137	AVG Racing	NLD	Kremers, Marijn	NLD	Birel / TM / B'stone	0	0	0
30	195	RS-Motorsport	DEU	Zimmermann, Tim	DEU	ART GP / TM / B'stone	-	0	0
30	184	Mach 1 Motorsport	DEU	Norris, John	IRL	Mach 1 / TM / B'stone	0	-	0
32	199	Charles, Kenny	BEL	Charles, Kenny	BEL	Merlin / TM / B'stone	0	0	0
33	192	CKR	ITA	Bombardelli, Luca	ITA	CKR / De Bei / B'stone	-	0	0
34	127	CRG Holland	NLD	Jeleniowski, Marcel	DEU	CRG / TM / B'stone	0	0	0
35	216	Neva Ring	RUS	Gagen, Seva	RUS	Parolin / TM / B'stone	-	0	0
36	154	CRG Holland	NLD	Törnqvist, Morgen	SWE	CRG / TM / B'stone	0	-	0
37	139	Goudant, Cédric	ERA	Roy, Maxime	ERA	Tony Kart / Vortex / B'stone	-	0	0
38	132	Hansen, Jonas	DNK	Hansen, Jonas	DNK	Maranello / Vortex / B'stone	0	-	0
39	155	CRG Holland	NLD	Wiggers, Symen	NLD	CRG / TM / B'stone	0	0	0
40	121	Ercoli, Franco	ITA	Ercoli, Gianmarco	ITA	Tony Kart / Vortex / B'stone	0	-	0
41	161	DTK Racing Team Poland	POL	Idzkowski, Bartosz	POL	CRG / Maxter / B'stone	-	0	0
42	183	Mach 1 Motorsport	DEU	Greif, Toni	DEU	Mach 1 / TM / B'stone	0	-	0
43	174	Pescador, Jorge	ESP	Pescador, Jorge	ESP	Tony Kart / Vortex / B'stone	0	0	0
44	210	Comer	ITA	Savona, Federico	ITA	Top Kart / TM / B'stone	-	0	0
45	197	Solgat Motorsport	DEU	Kappis, Patrick	DEU	Birel / TM / B'stone	0	-	0
46	166	Gold Kart Racing Team	ITA	Aceto, Massimo	ITA	Righetti / TM / B'stone	-	0	0
47	209	Comer	ITA	Cunati, Simone	ITA	Top Kart / Parilla / B'stone	-	0	0



Final **Phase**





Genk 26 - 30.06.2013



CIK-FIA European Championship (Rd2)

KZ2

Final Results

Document 76.1 OFFICIAL

Subject to scrutineering & sporting investigations

Rnk	No.	Entrant	Nat	Driver	Nat	Equipment	Laps	Gap	Interv.	Best Lap
1	108	CRG SpA	ITA	Tiene, Felice	ITA	CRG / Maxter / B'stone	23			52.207
2	201	DR Srl	ITA	Antonsen, Emil	NOR	DR / TM / B'stone	23	2.404	2.404	52.436
3	165	Energy Corse	ITA	Johansson, Joel	SWE	Energy / TM / B'stone	23	3.580	1.176	52.518
4	190	Marcon, Alessandro	ITA	Marcon, Nicola	ITA	Tony Kart / Vortex / B'stone	23	5.867	2.287	52.416
5	180	KSM Racing Team	DEU	Schmitz, Alexander	DEU	Tony Kart / Vortex / B'stone	23	6.246	0.379	52.637
6	104	Birel Motorsport	ITA	Midrila, Jan	CZE	Birel / TM / B'stone	23	7.293	1.047	52.641
7	150	CRG Holland	NLD	Pex, Yard	NLD	CRG / TM / B'stone	23	8.491	1.198	52.527
8	144	Praga Kart Racing	CZE	Manetti, Alessandro	ITA	Praga / Parilla / B'stone	23	11.793	3.302	52.433
9	138	AVG Racing	NLD	Specken, Guust	NLD	Birel / TM / B'stone	23	14.358	2.565	52.559
10	164	Energy Corse	ITA	Hays, Christopher	AUS	Energy / TM / B'stone	23	14.804	0.446	52.788
11	123	TBkart Srl	ITA	Brenna, Simone	ITA	TB Kart / Modena Engines / B'stone	23	15.305	0.501	52.668
12	135	ADAC Sachsen	DEU	Illgen, Kevin	DEU	CRG / TM / B'stone	23	16.295	0.990	52.716
13	200	Van Meever, Jan Cornelis	NLD	Van Meever, Maks	NLD	Lenzokart / TM / B'stone	23	18.391	2.096	52.989
14	205	Pauwerkart racing	NLD	Paauwe, Menno	NLD	Birel / TM / B'stone	23	18.607	0.216	52.984
15	143	Tony Kart Racing Team	ITA	Piccini, Alessio	ITA	Tony Kart / Vortex / B'stone	23	18.636	0.029	52.782
16	191	Marconi, Tommaso	ITA	Marconi, Tommaso	ITA	First / TM / B'stone	23	19.145	0.509	52.931
17	176	KK '1'	HRV	Habulin, Kristijan	HRV	CRG / Modena Engines / B'stone	23	20.506	1.361	52.382
18	137	AVG Racing	NLD	Kremers, Marijn	NLD	Birel / TM / B'stone	23	21.429	0.923	53.263
19	195	RS-Motorsport	DEU	Zimmermann, Tim	DEU	ART GP / TM / B'stone	23	24.520	3.091	52.887
20	192	CKR	ITA	Bombardelli, Luca	ITA	CKR / De Bei / B'stone	23	27.142	2.622	53.150
21	216	Neva Ring	RUS	Gagen, Seva	RUS	Parolin / TM / B'stone	23	27.612	0.470	52.995
22	130	Maranello Kart	ITA	Zanchetta, Marco	ITA	Maranello / TM / B'stone	23	31.566	3.954	52.449
23	139	Goudant, Cédric	FRA	Roy, Maxime	FRA	Tony Kart / Vortex / B'stone	23	36.746	5.180	52.766
24	199	Charles, Kenny	BEL	Charles, Kenny	BEL	Merlin / TM / B'stone	23	37.793	1.047	52.751
25	155	CRG Holland	NLD	Wiggers, Symen	NLD	CRG / TM / B'stone	23	41.480	3.687	53.098
26	161	DTK Racing Team Poland	POL	Idzkowski, Bartosz	POL	CRG / Maxter / B'stone	23	41.989	0.509	52.693
27	127	CRG Holland	NLD	Jeleniowski, Marcel	DEU	CRG / TM / B'stone	14	9 Laps	9 Laps	52.795
28	210	Comer	ITA	Savona, Federico	ITA	Top Kart / TM / B'stone	14	9 Laps	13.484	53.247
29	181	LH Racing Team	SWE	Hiltbrand, Pedro	ESP	LH / Maxter / B'stone	4	19 Laps	10 Laps	53.441
30	174	Pescador, Jorge	ESP	Pescador, Jorge	ESP	Tony Kart / Vortex / B'stone	2	21 Laps	2 Laps	54.720
31	152	CRG Holland	NLD	Schmidt, Dominik	DEU	CRG / TM / B'stone	0	23 Laps	2 Laps	
32	166	Gold Kart Racing Team	ITA	Aceto, Massimo	ITA	Righetti / TM / B'stone	0	23 Laps	0.133	
33	126	Fiault, Charles	FRA	Fiault, Charles	FRA	Sodi / Parilla / B'stone	0	23 Laps	0.303	
34	209	Comer	ITA	Cunati, Simone	ITA	Top Kart / Parilla / B'stone	0	23 Laps	1.014	

Leaders : No.165 Johansson, Joel (1-10) / No.108 Tiene, Felice (11-23)

Start Time : 30/06 - 14:36:56

Best Lap : No.108 Tiene, Felice 52.207 93.78 Kph

Weather : Slightly cloudy Air : 20°C Track : Dry

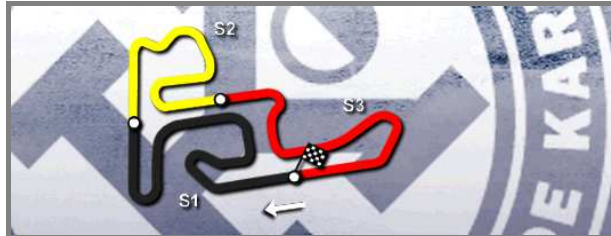
Event Record : No.181 Hiltbrand, Pedro 52.167 93.85 Kph



KZ2 **Final**
Lap Chart

For information purposes. No official / regulatory value

	1	2	3	4	5	6	7	8	9	10	11	12	13	14	15	16	17	18	19	20	21	22	23	24	25	26	27	28	29	30	31	32	33	34
Grid	165	180	104	176	155	201	108	181	164	190	205	199	123	150	152	200	135	166	144	130	161	126	191	139	192	195	143	137	174	209	210	138	216	127
Start	165	180	176	104	201	155	108	181	190	164	199	205	150	123	200	152	166	135	130	144	126	161	191	137	192	143	195	174	209	210	138	127	216	139
Lap 1	165	104	155	180	176	201	108	181	205	150	164	200	190	137	144	135	191	123	127	143	174	138	216	192	210	195	139	199	130	161				
Interval		0.1	0.3	0.1	0.2	0.1	0.1	0.2	0.5	0.1	0.4	0.6	0.2	0.4	0.3	1.6	0.0	2.5	0.6	0.0	0.6	0.3	0.0	0.0	0.2	1.5	13.4	4.7	2.0	0.1				
Lap 2	165	104	180	176	201	155	108	181	205	150	164	190	200	144	137	135	191	123	143	127	138	174	192	216	195	210	139	199	130	161				
Lap 3	165	104	180	201	176	108	181	155	150	205	190	164	144	200	137	135	191	123	143	127	138	192	195	216	210	139	199	130	161					
Lap 4	165	180	201	108	176	104	181	155	150	190	205	164	144	200	137	135	191	123	143	127	138	192	195	216	210	139	199	130	161					
Lap 5	165	180	201	108	104	155	190	150	205	164	144	200	137	135	191	123	138	143	127	192	195	216	176	210	139	130	199	161						
Lap 6	165	180	201	108	104	155	190	150	205	164	144	200	137	135	123	191	138	127	143	192	195	216	176	210	139	130	199	161						
Lap 7	165	180	108	201	104	190	155	150	205	164	144	200	137	135	123	191	138	143	127	192	195	216	176	210	139	130	199	161						
Lap 8	165	108	180	201	104	190	155	150	205	164	144	200	137	135	123	191	138	143	127	192	195	216	176	210	139	130	199	161						
Lap 9	165	108	201	180	104	190	150	155	164	205	144	200	135	137	123	191	138	143	127	192	195	216	176	210	139	130	199	161						
Lap 10	165	108	201	180	104	190	150	155	164	205	144	200	135	137	123	138	191	143	127	195	192	176	216	210	139	130	199	161						
Lap 11	108	201	165	180	104	190	150	155	164	205	144	200	135	123	137	138	191	143	127	192	195	176	216	210	139	130	199	161						
Lap 12	108	201	165	180	190	104	150	155	205	164	144	200	135	123	138	137	191	143	127	192	195	176	216	210	139	130	199	161						
Lap 13	108	201	165	180	190	104	150	155	144	205	164	200	123	135	138	137	191	143	127	195	176	192	216	210	139	130	199	161						
Lap 14	108	201	165	180	190	104	150	155	144	205	164	123	200	138	135	137	191	143	127	176	195	192	216	210	130	139	199	161						
Lap 15	108	201	165	180	190	104	150	144	155	164	205	123	138	200	135	137	191	143	176	195	192	216	130	139	199	161								
Lap 16	108	201	165	180	190	104	150	144	164	155	205	123	138	200	135	191	137	143	176	195	192	216	130	139	199	161								
Lap 17	108	201	165	180	190	104	150	144	164	138	123	135	200	205	191	137	143	176	195	192	216	130	139	155	199	161								
Lap 18	108	201	165	180	190	104	150	144	164	138	123	135	200	205	191	143	137	176	195	192	216	130	139	199	155	161								
Lap 19	108	201	165	180	190	104	150	144	164	138	123	135	200	205	191	143	137	176	195	192	216	130	139	199	155	161								
Lap 20	108	201	165	190	180	104	150	144	164	138	123	135	200	205	191	143	137	176	195	192	216	130	139	199	155	161								
Lap 21	108	201	165	190	180	104	150	144	138	164	123	135	200	205	191	143	137	176	195	192	216	130	139	199	155	161								



Genk 26 - 30.06.2013

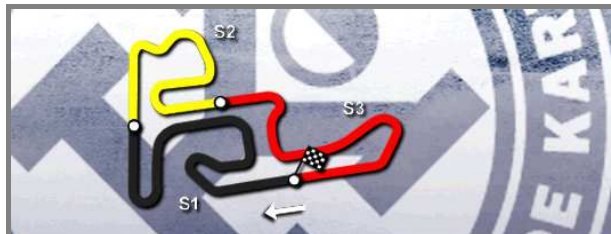


CIK-FIA European Championship (Rd2)

KZ2 Final
Lap Chart

For information purposes. No official / regulatory value

Lap 22	108	201	165	190	180	104	150	144	138	164	123	135	200	205	143	191	176	137	195	192	216	130	139	199	155	161												
	2.5	1.1	2.3	0.4	1.0	0.8	2.7	3.3	0.3	0.3	0.9	1.2	0.2	0.8	0.3	1.6	0.4	3.2	2.5	0.6	4.5	4.3	1.3	3.1	1.3													
Lap 23	108	201	165	190	180	104	150	144	138	164	123	135	200	205	143	191	176	137	195	192	216	130	139	199	155	161												
	2.4	1.1	2.2	0.3	1.0	1.1	3.3	2.5	0.4	0.5	0.9	2.0	0.2	0.0	0.5	1.3	0.9	3.0	2.6	0.4	3.9	5.1	1.0	3.6	0.5													

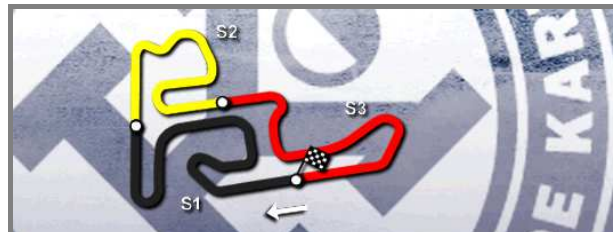


KZ2

**Final
Lap Time Analysis**

For information purposes. No official / regulatory value

Laps	Sector 1	Sector 2	Sector 3	Lap Time	Laps	Sector 1	Sector 2	Sector 3	Lap Time	Laps	Sector 1	Sector 2	Sector 3	Lap Time
No.104 Midrła, Jan					No.123 Brenna, Simone					No.135 Illgen, Kevin				
1	23.417	16.322	16.213	55.952	1	28.880	17.904	16.478	1:03.262	1	27.218	16.450	16.528	1:00.196
2	21.376	16.457	16.350	54.183	2	21.398	16.090	16.160	53.648	2	21.332	16.238	16.255	53.825
3	21.288	16.231	16.237	53.756	3	21.158	16.034	16.151	53.343	3	21.196	16.120	16.254	53.570
4	21.135	16.482	17.170	54.787	4	21.121	15.851	16.135	53.107	4	21.166	16.036	16.252	53.454
5	21.439	16.329	16.209	53.977	5	21.109	15.892	16.076	53.077	5	21.108	16.070	16.197	53.375
6	21.119	15.901	16.035	53.055	6	21.193	16.084	16.142	53.419	6	21.128	15.950	16.153	53.231
7	21.043	15.974	16.043	53.060	7	21.054	15.826	16.072	52.952	7	21.062	15.924	16.114	53.100
8	20.954	15.894	16.024	52.872	8	20.998	15.725	16.079	52.802	8	21.228	16.051	16.137	53.416
9	21.002	15.845	16.032	52.879	9	20.993	15.798	16.056	52.847	9	21.230	15.917	16.115	53.262
10	20.940	15.823	15.982	52.745	10	21.051	15.894	16.083	53.028	10	20.976	15.844	16.128	52.948
11	20.889	15.839	15.965	52.693	11	21.045	15.826	16.061	52.932	11	21.087	15.978	16.203	53.268
12	20.918	15.812	16.373	53.103	12	21.034	15.918	16.007	52.959	12	21.029	15.988	16.156	53.173
13	20.989	15.871	15.937	52.797	13	21.002	15.837	16.052	52.891	13	21.272	15.828	16.153	53.253
14	20.909	15.885	15.976	52.770	14	21.053	16.164	16.130	53.347	14	21.006	16.292	16.371	53.669
15	20.898	15.902	15.990	52.790	15	20.982	15.760	16.032	52.774	15	21.089	15.988	16.154	53.231
16	20.953	15.817	15.927	52.697	16	21.005	15.889	16.002	52.896	16	21.005	15.879	16.069	52.953
17	20.891	15.866	15.963	52.720	17	21.155	16.745	16.045	53.945	17	21.073	16.015	16.140	53.228
18	20.882	15.820	15.999	52.701	18	20.962	15.704	16.026	52.692	18	20.920	15.829	16.079	52.828
19	20.863	15.811	16.013	52.687	19	20.902	15.786	16.007	52.695	19	20.965	15.750	16.084	52.799
20	20.889	15.791	15.966	52.646	20	21.003	15.769	16.009	52.781	20	20.958	15.849	16.079	52.886
21	20.894	15.845	15.965	52.704	21	20.909	15.737	16.022	52.668	21	20.932	15.729	16.055	52.716
22	20.911	15.876	15.904	52.691	22	20.936	15.731	16.053	52.720	22	20.995	15.902	16.052	52.949
23	20.915	15.796	15.930	52.641	23	21.077	15.750	16.074	52.901	23	20.953	15.865	16.090	52.908
No.108 Tiene, Felice					No.127 Jeleniowski, Marcel					No.137 Kremers, Marijn				
1	23.815	16.344	16.243	56.402	1	27.118	18.112	16.758	1:01.988	1	24.584	16.381	16.325	57.290
2	21.203	16.741	16.305	54.249	2	21.761	16.218	16.408	54.387	2	21.406	16.500	16.278	54.184
3	21.010	16.088	16.429	53.527	3	21.274	16.102	16.322	53.698	3	21.388	16.190	16.357	53.935
4	21.007	16.066	16.516	53.589	4	21.121	16.042	16.165	53.328	4	21.215	16.213	16.272	53.700
5	21.172	15.863	15.977	53.012	5	21.529	16.067	16.157	53.753	5	21.203	16.173	16.232	53.608
6	20.836	15.809	15.946	52.591	6	21.155	16.021	16.222	53.398					
7	20.908	15.856	15.941	52.705	7	21.393	15.912	16.168	53.473					
8	20.949	15.822	15.933	52.704	8	21.024	15.970	16.199	53.193					
9	20.899	15.756	15.832	52.487	9	21.230	15.883	16.163	53.276					
10	20.800	15.866	15.940	52.606	10	21.024	15.931	16.095	53.050					
11	20.755	15.821	15.949	52.525	11	21.074	15.959	16.147	53.180					
12	20.776	15.784	15.848	52.408	12	21.509	15.946	16.063	53.518					
13	20.809	15.770	15.824	52.403	13	21.014	15.941	16.057	53.012					
14	20.756	15.803	15.849	52.408	14	20.969	15.776	16.050	52.795					
15	20.830	15.804	15.799	52.433										
16	20.731	15.760	15.773	52.264										
17	20.691	15.766	15.814	52.271										
18	20.766	15.733	15.836	52.335										
19	20.753	15.725	15.762	52.240										
20	20.760	15.694	15.753	52.207										
21	20.726	15.761	15.788	52.275										
22	20.888	15.796	15.819	52.503										



KZ2

**Final
Lap Time Analysis**

For information purposes. No official / regulatory value

Laps	Sector 1	Sector 2	Sector 3	Lap Time	Laps	Sector 1	Sector 2	Sector 3	Lap Time	Laps	Sector 1	Sector 2	Sector 3	Lap Time
6	21.256	16.100	16.236	53.592	5	21.262	16.144	16.123	53.529	4	21.406	16.165	16.230	53.801
7	21.222	16.020	16.260	53.502	6	21.103	15.930	16.074	53.107	5	21.132	16.164	16.147	53.443
8	21.154	16.005	16.175	53.334	7	21.154	16.037	16.081	53.272	6	21.276	15.919	16.137	53.332
9	21.137	15.983	16.333	53.453	8	21.062	16.039	16.058	53.159	7	21.743	15.879	16.039	53.661
10	21.219	16.012	16.249	53.480	9	21.030	16.002	16.041	53.073	8	21.013	15.852	16.101	52.966
11	21.358	16.012	16.204	53.574	10	21.053	15.886	16.062	53.001	9	21.297	15.954	16.194	53.445
12	21.160	15.957	16.443	53.560	11	21.159	15.916	16.021	53.096	10	21.606	15.714	15.973	53.293
13	21.081	16.070	16.180	53.331	12	20.909	15.803	16.054	52.766	11	20.948	15.904	16.107	52.959
14	21.146	16.012	16.232	53.390	13	21.054	15.925	16.083	53.062	12	21.030	16.325	16.035	53.390
15	21.117	16.004	16.203	53.324	14	21.183	16.328	15.999	53.510	13	21.035	15.822	16.098	52.955
16	21.403	16.043	16.169	53.615	15	21.138	16.024	15.979	53.141	14	20.931	15.886	16.252	53.069
17	21.141	15.999	16.193	53.333	16	20.984	15.940	16.057	52.981	15	21.030	15.711	15.919	52.660
18	21.331	16.022	16.185	53.538	17	21.089	15.925	16.107	53.121	16	20.927	15.658	15.927	52.512
19	21.144	15.989	16.183	53.316	18	21.144	15.940	16.100	53.184	17	20.844	15.699	15.957	52.500
20	21.059	16.036	16.171	53.266	19	20.996	15.951	16.022	52.969	18	20.811	15.692	16.031	52.534
21	21.130	16.026	16.156	53.312	20	21.025	15.924	15.993	52.942	19	20.843	15.611	15.979	52.433
22	21.102	16.350	16.131	53.583	21	21.026	15.965	15.964	52.955	20	20.838	15.714	16.021	52.573
23	21.085	16.007	16.171	53.263	22	21.097	15.949	16.007	53.053	21	20.847	15.732	16.008	52.587

No.138 Specken, Guust

1	27.366	18.444	17.351	1:03.161
2	21.714	16.228	16.251	54.193
3	21.200	16.030	16.129	53.359
4	21.035	15.911	15.998	52.944
5	21.126	15.946	16.157	53.229
6	21.064	15.816	16.032	52.912
7	20.986	15.824	16.024	52.834
8	20.867	15.836	15.989	52.692
9	20.905	15.872	15.955	52.732
10	21.006	15.853	16.079	52.938
11	20.886	15.806	15.994	52.686
12	20.907	15.839	16.067	52.813
13	20.862	15.831	15.918	52.611
14	20.906	16.140	16.157	53.203
15	20.979	15.883	16.067	52.929
16	20.861	15.810	15.888	52.559
17	21.000	16.097	15.982	53.079
18	20.860	15.780	15.966	52.606
19	20.883	15.780	15.990	52.653
20	20.892	15.799	15.925	52.616
21	20.899	15.869	16.093	52.861
22	20.895	15.794	15.944	52.633
23	20.915	15.828	15.987	52.730

No.143 Piccini, Alessio

1	27.851	17.848	16.715	1:02.414
2	21.537	16.285	16.326	54.148
3	21.289	16.127	16.184	53.600
4	21.098	16.063	16.230	53.391
5	21.201	16.077	16.346	53.624
6	21.331	16.091	16.371	53.793
7	21.151	15.948	16.051	53.150
8	21.037	16.011	16.084	53.132
9	20.965	15.916	16.078	52.959
10	20.946	15.929	16.063	52.938
11	20.992	15.917	16.042	52.951
12	21.007	15.965	16.053	53.025
13	20.972	15.942	16.065	52.979
14	20.953	15.925	16.060	52.938
15	20.963	15.981	16.030	52.974
16	20.988	15.999	16.006	52.993
17	20.953	15.962	16.098	53.013
18	21.018	15.940	15.997	52.955
19	20.956	15.864	16.034	52.854
20	20.945	15.885	15.952	52.782
21	21.012	16.038	16.009	53.059
22	20.949	16.018	15.976	52.943
23	20.948	15.898	16.026	52.872

No.150 Pex, Yard

1	24.164	16.391	16.291	56.846
2	21.229	16.399	16.255	53.883
3	21.617	16.358	16.606	54.581
4	21.187	16.104	16.116	53.407
5	21.272	16.539	16.163	53.974
6	21.048	16.064	16.102	53.214
7	21.173	16.050	16.089	53.312
8	21.167	15.992	16.169	53.328
9	21.020	16.120	16.069	53.209
10	20.926	15.885	16.012	52.823
11	20.872	15.825	15.977	52.674
12	20.951	15.860	15.989	52.800
13	20.824	15.842	15.967	52.633
14	20.857	15.836	15.968	52.661
15	20.890	15.814	15.932	52.636
16	20.845	15.805	15.892	52.542
17	20.890	15.787	15.925	52.602
18	20.809	15.789	15.929	52.527
19	20.821	15.844	15.904	52.569
20	20.831	15.815	15.919	52.565
21	20.863	15.812	15.948	52.623
22	20.862	15.799	15.911	52.572
23	20.947	15.971	16.050	52.968

No.139 Roy, Maxime

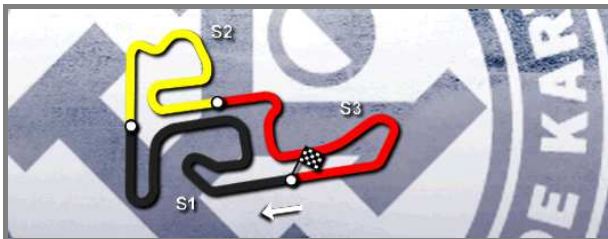
1	24.183	16.688	16.420	57.291
2	21.562	16.303	16.287	54.152
3	21.349	16.235	16.234	53.818
4	21.332	16.096	16.212	53.640

No.144 Manetti, Alessandro

1	25.691	16.252	16.524	58.467
2	21.151	16.104	16.174	53.429
3	21.162	15.976	16.342	53.480

No.155 Wiggers, Symen

1	23.235	16.359	16.298	55.892
2	21.448	17.020	16.573	55.041



KZ2 Final
Lap Time Analysis

For information purposes. No official / regulatory value

Laps	Sector 1	Sector 2	Sector 3	Lap Time
3	21.872	16.396	16.473	54.741
4	21.170	16.184	16.339	53.693
5	21.209	16.211	16.262	53.682
6	21.126	16.015	16.219	53.360
7	21.293	16.075	16.152	53.520
8	21.039	16.041	16.203	53.283
9	21.044	16.401	16.185	53.630
10	21.007	15.961	16.130	53.098
11	21.014	16.029	16.115	53.158
12	21.212	16.158	16.108	53.478
13	21.030	15.996	16.095	53.121
14	20.981	15.996	16.317	53.294
15	21.336	15.969	16.082	53.387
16	21.039	16.304	16.079	53.422
17	43.585	16.204	16.202	1:15.991
18	21.252	15.983	16.149	53.384
19	21.080	16.060	16.163	53.303
20	21.251	16.263	16.191	53.705
21	21.163	16.096	16.202	53.461
22	21.173	16.178	16.117	53.468
23	21.217	16.002	16.385	53.604

No.161 Idzkowski, Bartosz				
Laps	Sector 1	Sector 2	Sector 3	Lap Time
1	52.645	17.043	16.805	1:26.493
2	21.443	16.489	16.438	54.370
3	21.444	16.246	16.317	54.007
4	21.297	16.201	16.297	53.795
5	21.298	16.120	16.298	53.716
6	21.198	16.042	16.167	53.407
7	21.171	16.027	16.139	53.337
8	21.135	15.968	16.153	53.256
9	21.156	15.987	16.155	53.298
10	21.143	15.867	16.062	53.072
11	20.947	15.941	16.069	52.957
12	20.977	15.871	16.096	52.944
13	20.947	15.888	16.082	52.917
14	20.995	15.889	16.047	52.931
15	20.910	15.956	15.997	52.863
16	20.970	15.905	16.031	52.906
17	21.005	15.905	16.017	52.927
18	20.961	15.835	15.977	52.773
19	20.859	15.886	15.996	52.741
20	20.922	15.851	15.947	52.720
21	20.911	15.822	15.960	52.693
22	20.986	15.880	15.888	52.754
23	20.925	15.863	15.972	52.760

No.164 Hays, Christopher				
Laps	Sector 1	Sector 2	Sector 3	Lap Time
1	25.044	16.332	16.121	57.497

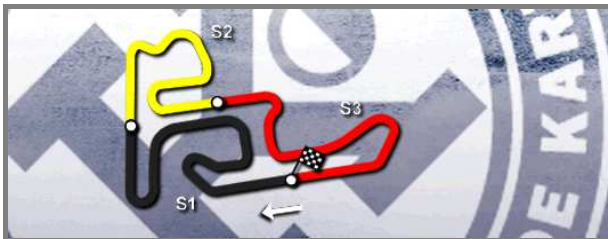
Laps	Sector 1	Sector 2	Sector 3	Lap Time
2	21.155	16.295	16.208	53.658
3	21.551	16.456	16.697	54.704
4	21.514	16.169	16.172	53.855
5	21.140	16.270	16.154	53.564
6	21.178	16.003	16.118	53.299
7	21.403	15.979	16.060	53.442
8	21.036	15.983	16.048	53.067
9	21.225	16.144	16.078	53.447
10	21.085	15.915	16.012	53.012
11	20.985	16.052	16.011	53.048
12	21.308	16.364	16.072	53.744
13	21.242	15.975	16.152	53.369
14	21.242	15.955	16.090	53.287
15	21.154	15.895	16.008	53.057
16	20.945	15.909	16.007	52.861
17	20.971	15.868	15.969	52.808
18	21.100	15.812	16.035	52.947
19	21.049	15.921	15.967	52.937
20	21.033	15.830	16.027	52.890
21	21.031	15.947	16.404	53.382
22	21.025	15.837	15.941	52.803
23	20.985	15.851	15.952	52.788

No.165 Johansson, Joel				
Laps	Sector 1	Sector 2	Sector 3	Lap Time
1	23.713	16.286	16.240	56.239
2	21.318	16.454	16.325	54.097
3	21.248	16.224	16.229	53.701
4	21.060	16.088	16.192	53.340
5	21.122	16.034	16.131	53.287
6	21.009	15.921	16.100	53.030
7	20.974	15.885	16.066	52.925
8	20.939	15.866	15.976	52.781
9	20.862	15.887	16.046	52.795
10	20.899	15.824	15.966	52.689
11	21.269	16.374	15.975	53.618
12	20.834	15.796	15.952	52.582
13	20.852	15.834	15.930	52.616
14	20.832	15.835	15.964	52.631
15	20.811	15.766	15.947	52.524
16	20.816	15.813	15.938	52.567
17	20.877	15.824	15.993	52.694
18	20.788	15.804	15.977	52.569
19	20.807	15.839	15.973	52.619
20	20.799	15.771	15.948	52.518
21	20.842	15.825	15.957	52.624
22	20.845	15.781	15.917	52.543
23	20.871	15.765	16.041	52.677

No.174 Pescador, Jorge				
Laps	Sector 1	Sector 2	Sector 3	Lap Time
1	27.462	18.045	17.443	1:02.950
2	21.728	16.350	16.642	54.720

No.176 Habulin, Kristijan				
Laps	Sector 1	Sector 2	Sector 3	Lap Time
1	24.266	16.323	16.225	56.814
2	21.211	16.427	16.263	53.901
3	21.335	16.145	16.610	54.090
4	21.005	16.108	16.684	53.797
5	21.346	31.037	16.375	1:08.758
6	21.044	16.031	16.081	53.156
7	20.953	15.976	16.028	52.957
8	20.898	15.976	15.996	52.870
9	20.961	15.931	16.009	52.901
10	20.827	16.015	15.992	52.834
11	20.803	15.895	16.017	52.715
12	20.895	15.899	15.978	52.772
13	20.794	15.849	16.003	52.646
14	20.769	15.971	15.971	52.711
15	20.917	15.832	15.946	52.695
16	20.750	15.798	15.910	52.458
17	20.724	15.832	15.936	52.492
18	20.791	15.884	15.927	52.602
19	20.781	15.877	15.942	52.600
20	20.748	15.805	15.934	52.487
21	20.697	15.789	15.896	52.382
22	20.809	16.036	15.931	52.776
23	20.874	15.887	16.042	52.803

No.180 Schmitz, Alexander				
Laps	Sector 1	Sector 2	Sector 3	Lap Time
1	24.455	16.270	16.156	56.881
2	21.349	16.432	16.250	54.031
3	21.188	16.172	16.212	53.572
4	21.109	16.145	16.181	53.435
5	20.995	15.985	16.120	53.100
6	21.002	15.933	16.084	53.019
7	20.951	15.920	16.015	52.886
8	20.988	15.904	16.299	53.191
9	21.294	15.935	16.064	53.293
10	20.909	15.864	15.999	52.772
11	20.852	15.897	15.998	52.747
12	20.868	15.925	16.005	52.798
13	20.929	15.861	15.979	52.769
14	20.864	15.848	16.022	52.734
15	20.862	15.882	15.988	52.732
16	20.923	15.865	15.962	52.750
17	20.919	15.948	16.025	52.892
18	20.877	15.890	16.034	52.801
19	20.885	15.806	15.978	52.669



KZ2

**Final
Lap Time Analysis**

For information purposes. No official / regulatory value

Laps	Sector 1	Sector 2	Sector 3	Lap Time
20	20.831	15.853	16.386	53.070
21	20.938	15.873	15.951	52.762
22	20.904	15.881	15.974	52.759
23	20.880	15.820	15.937	52.637

No.181 Hiltbrand, Pedro

1	24.096	16.250	16.245	56.591
2	21.265	16.720	16.335	54.320
3	21.304	16.207	16.253	53.764
4	21.091	16.059	16.291	53.441

No.190 Marcon, Nicola

1	25.471	16.661	16.331	58.463
2	21.193	16.040	16.085	53.318
3	21.105	16.379	16.521	54.005
4	21.383	15.974	16.097	53.454
5	21.133	16.156	16.138	53.427
6	21.074	16.031	16.139	53.244
7	20.917	15.817	16.013	52.747
8	20.878	15.789	16.049	52.716
9	20.939	15.757	15.981	52.677
10	20.837	15.760	16.009	52.606
11	20.851	15.778	15.948	52.577
12	20.938	15.751	16.113	52.802
13	20.855	15.738	15.972	52.565
14	20.898	15.779	15.981	52.658
15	20.850	15.718	15.977	52.545
16	20.885	15.714	15.930	52.529
17	20.832	15.729	15.975	52.536
18	20.790	15.644	15.982	52.416
19	20.869	15.762	15.941	52.572
20	20.892	15.771	16.093	52.756
21	20.933	15.789	15.975	52.697
22	20.865	15.770	15.937	52.572
23	20.912	15.769	15.982	52.663

No.191 Marconi, Tommaso

1	26.380	16.689	16.750	59.819
2	22.024	16.308	16.223	54.555
3	21.291	16.214	16.236	53.741
4	21.294	16.180	16.236	53.710
5	21.264	16.120	16.219	53.603
6	21.142	16.114	16.380	53.636
7	21.207	16.025	16.099	53.331
8	21.083	15.987	16.080	53.150
9	21.105	16.020	16.111	53.236
10	21.029	15.877	16.610	53.516
11	21.054	15.911	16.109	53.074
12	21.070	15.986	16.136	53.192
13	21.020	16.027	16.122	53.169

Laps	Sector 1	Sector 2	Sector 3	Lap Time
14	20.981	15.897	16.102	52.980
15	21.027	15.988	16.073	53.088
16	21.123	15.914	16.050	53.087
17	21.073	15.936	16.149	53.158
18	21.010	16.039	16.084	53.133
19	21.031	15.900	16.082	53.013
20	21.013	15.845	16.073	52.931
21	21.024	15.955	16.060	53.039
22	21.026	16.306	16.089	53.421
23	21.048	15.946	16.081	53.075

No.192 Bombardelli, Luca

1	28.937	17.531	17.146	1:03.614
2	21.900	16.267	16.268	54.435
3	21.476	16.366	16.327	54.169
4	21.227	16.123	16.267	53.617
5	21.315	16.185	16.256	53.756
6	21.245	16.119	16.271	53.635
7	21.233	16.072	16.192	53.497
8	21.212	16.022	16.174	53.408
9	21.199	16.022	16.141	53.362
10	21.113	15.977	16.579	53.669
11	21.106	16.117	16.131	53.354
12	21.138	16.034	16.151	53.323
13	21.491	16.016	16.345	53.852
14	21.064	16.044	16.115	53.223
15	21.073	15.935	16.142	53.150
16	21.084	15.961	16.141	53.186
17	21.078	15.996	16.135	53.209
18	21.167	15.955	16.168	53.290
19	21.146	15.986	16.161	53.293
20	21.163	16.058	16.099	53.320
21	21.163	15.992	16.091	53.246
22	21.222	15.999	16.151	53.372
23	21.088	15.946	16.133	53.167

No.195 Zimmermann, Tim

1	31.391	17.301	16.591	1:05.283
2	21.481	16.686	16.231	54.398
3	21.136	16.362	16.543	54.041
4	21.389	16.129	16.231	53.749
5	21.217	16.054	16.184	53.455
6	21.109	15.995	16.143	53.247
7	21.086	15.943	16.127	53.156
8	21.079	16.006	16.109	53.194
9	21.039	15.970	16.095	53.104
10	21.012	15.946	16.117	53.075
11	21.311	16.341	16.199	53.851
12	21.077	16.072	16.107	53.256

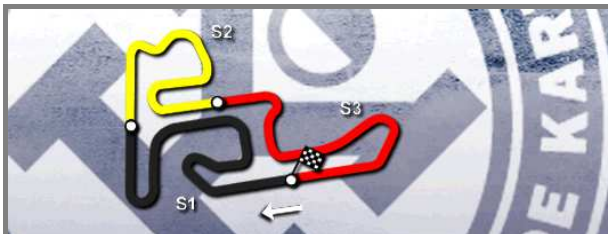
Laps	Sector 1	Sector 2	Sector 3	Lap Time
13	21.156	15.924	16.081	53.161
14	21.026	16.358	16.005	53.389
15	20.988	15.913	16.056	52.957
16	20.959	15.892	16.039	52.890
17	21.026	15.901	16.101	53.028
18	21.022	15.928	16.117	53.067
19	21.078	15.894	16.033	53.005
20	21.006	15.931	16.036	52.973
21	20.977	15.905	16.005	52.887
22	21.057	15.942	16.063	53.062
23	21.042	15.924	16.170	53.136

No.199 Charles, Kenny

1	50.273	18.095	16.822	1:25.190
2	21.418	16.241	16.316	53.975
3	21.190	16.119	16.264	53.573
4	21.235	16.060	16.217	53.512
5	21.229	15.953	16.330	53.512
6	21.093	15.959	16.099	53.151
7	20.998	15.934	16.087	53.019
8	20.987	15.912	16.041	52.940
9	20.966	15.912	16.075	52.953
10	21.037	15.884	16.089	53.010
11	20.991	15.913	16.047	52.951
12	21.010	15.858	16.069	52.937
13	21.004	15.861	16.036	52.901
14	21.043	15.849	16.016	52.908
15	20.937	15.848	15.966	52.751
16	20.930	15.873	16.027	52.830
17	21.034	15.935	16.051	53.020
18	20.961	15.870	16.023	52.854
19	20.957	15.825	16.010	52.792
20	20.978	15.829	15.996	52.803
21	21.002	15.856	15.971	52.829
22	20.978	15.861	16.030	52.869
23	21.076	15.928	16.022	53.026

No.200 Van Meever, Maks

1	24.749	16.642	16.355	57.746
2	21.305	16.528	16.214	54.047
3	21.253	16.222	16.600	54.075
4	21.608	16.121	16.222	53.951
5	21.137	16.191	16.204	53.532
6	21.216	16.026	16.146	53.388
7	21.414	16.064	16.110	53.588
8	21.111	16.017	16.126	53.254
9	21.050	16.072	16.148	53.270
10	21.395	15.983	16.207	53.585
11	21.114	16.047	16.137	53.298



KZ2

**Final
Lap Time Analysis**

For information purposes. No official / regulatory value

Laps	Sector 1	Sector 2	Sector 3	Lap Time	Laps	Sector 1	Sector 2	Sector 3	Lap Time	Laps	Sector 1	Sector 2	Sector 3	Lap Time
12	21.080	15.947	16.087	53.114	11	20.944	15.969	16.097	53.010	19	21.021	15.942	16.058	53.021
13	21.057	15.973	16.081	53.111	12	21.101	16.115	16.085	53.301	20	20.988	15.992	16.053	53.033
14	21.149	16.360	16.232	53.741	13	21.041	16.005	16.316	53.362	21	20.979	15.974	16.053	53.006
15	21.040	15.930	16.365	53.335	14	21.242	15.938	16.135	53.315	22	21.130	15.993	16.057	53.180
16	21.016	15.908	16.065	52.989	15	21.174	16.230	16.097	53.501	23	20.979	15.947	16.069	52.995
17	21.022	16.136	16.416	53.574	16	21.047	15.931	16.041	53.019					
18	21.071	15.959	16.085	53.115	17	22.782	16.046	16.121	54.949					
19	21.012	15.925	16.066	53.003	18	21.011	15.889	16.084	52.984					
20	20.987	15.938	16.080	53.005	19	21.134	15.861	16.090	53.085					
21	21.035	15.954	16.094	53.083	20	21.007	15.930	16.081	53.018					
22	21.061	15.977	16.064	53.102	21	21.025	15.902	16.061	52.988					
23	21.087	16.180	16.442	53.709	22	21.074	15.999	16.135	53.208					
					23	21.015	16.151	16.498	53.664					

No.201 Antonsen, Emil

1	23.972	16.336	16.238	56.546
2	21.250	16.721	16.323	54.294
3	20.960	16.088	16.268	53.316
4	20.888	16.219	16.717	53.824
5	20.959	15.901	16.044	52.904
6	20.847	15.818	16.016	52.681
7	20.882	15.867	16.181	52.930
8	21.168	15.837	15.921	52.926
9	21.005	15.765	15.932	52.702
10	20.775	15.828	15.910	52.513
11	20.816	16.033	15.916	52.765
12	20.784	15.814	15.937	52.535
13	20.791	15.800	15.910	52.501
14	20.805	15.818	15.965	52.588
15	20.848	15.791	15.922	52.561
16	20.828	15.782	15.911	52.521
17	20.781	15.806	15.936	52.523
18	20.783	15.749	15.926	52.458
19	20.830	15.755	15.933	52.518
20	20.763	15.770	15.903	52.436
21	20.766	15.766	15.974	52.506
22	20.804	15.771	15.891	52.466
23	20.864	15.813	15.981	52.658

No.210 Savona, Federico

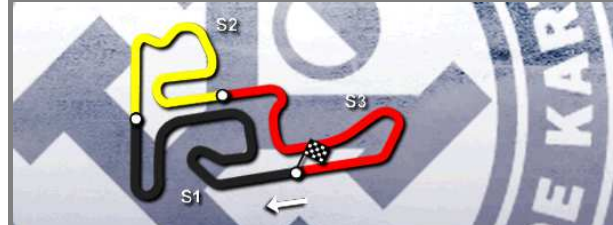
1	29.541	17.290	16.678	1:03.509
2	22.282	17.752	16.646	56.680
3	22.327	18.646	17.002	57.975
4	21.859	16.287	16.292	54.438
5	22.681	16.336	16.414	55.431
6	21.436	16.099	16.207	53.742
7	21.435	16.091	16.217	53.743
8	21.309	15.983	16.161	53.453
9	21.178	15.924	16.170	53.272
10	21.080	15.994	16.173	53.247
11	21.242	15.963	16.187	53.392
12	21.326	15.955	16.152	53.433
13	21.173	16.088	16.275	53.536
14	21.247	16.042	16.518	53.807

No.216 Gagen, Seva

1	27.653	17.824	17.501	1:02.978
2	22.122	16.352	16.310	54.784
3	21.408	17.410	16.790	55.608
4	21.643	16.245	16.309	54.197
5	21.245	16.220	16.295	53.760
6	21.223	16.087	16.298	53.608
7	21.202	16.091	16.191	53.484
8	21.370	16.069	16.253	53.692
9	21.096	16.017	16.212	53.325
10	21.166	16.389	16.162	53.717
11	21.134	16.093	16.135	53.362
12	21.091	15.954	16.194	53.239
13	21.071	16.044	16.084	53.199
14	21.087	15.961	16.179	53.227
15	21.031	15.943	16.144	53.118
16	20.990	15.973	16.133	53.096
17	21.019	15.981	16.145	53.145
18	21.083	16.011	16.114	53.208

No.205 Paauwe, Menno

1	24.006	16.418	16.296	56.720
2	21.167	16.433	16.330	53.930
3	21.546	16.349	16.814	54.709
4	21.508	16.270	16.181	53.959
5	21.159	16.282	16.165	53.606
6	21.156	15.966	16.124	53.246
7	21.310	15.972	16.118	53.400
8	21.069	15.983	16.099	53.151
9	21.065	16.381	16.331	53.777
10	21.119	15.939	16.123	53.181



KZ2

Final Starting Grid

Document 75

Subject to scrutineering & sporting investigations

216	Gagen, Seva Parolin / TM / B'stone		17	127	Jeleniowski, Marcel CRG / TM / B'stone	
210	Savona, Federico Top Kart / TM / B'stone		16	138	Specken, Guust Birel / TM / B'stone	
174	Pescador, Jorge Tony Kart / Vortex / B'stone		15	209	Cunati, Simone Top Kart / Parilla / B'stone	
143	Piccini, Alessio Tony Kart / Vortex / B'stone		14	137	Kremers, Marijn Birel / TM / B'stone	
192	Bombardelli, Luca CKR / De Bei / B'stone		13	195	Zimmermann, Tim ART GP / TM / B'stone	
191	Marconi, Tommaso First / TM / B'stone		12	139	Roy, Maxime Tony Kart / Vortex / B'stone	
161	Idzkowski, Bartosz CRG / Maxter / B'stone		11	126	Fiault, Charles Sodi / Parilla / B'stone	
144	Manetti, Alessandro Praga / Parilla / B'stone		10	130	Zanchetta, Marco Maranello / TM / B'stone	
135	Illgen, Kevin CRG / TM / B'stone		9	166	Aceto, Massimo Righetti / TM / B'stone	
152	Schmidt, Dominik CRG / TM / B'stone		8	200	Van Meever, Maks Lenzokart / TM / B'stone	
123	Brenna, Simone TB Kart / Modena Engines / B'stone		7	150	Pex, Yard CRG / TM / B'stone	
205	Paauwe, Menno Birel / TM / B'stone		6	199	Charles, Kenny Merlin / TM / B'stone	
164	Hays, Christopher Energy / TM / B'stone		5	190	Marcon, Nicola Tony Kart / Vortex / B'stone	
108	Tiene, Felice CRG / Maxter / B'stone		4	181	Hiltbrand, Pedro LH / Maxter / B'stone	
155	Wiggers, Symen CRG / TM / B'stone		3	201	Antonsen, Emil DR / TM / B'stone	
104	Midrla, Jan Birel / TM / B'stone		2	176	Habulin, Kristijan CRG / Modena Engines / B'stone	
165	Johansson, Joel Energy / TM / B'stone		1	180	Schmitz, Alexander Tony Kart / Vortex / B'stone	

POLE POSITION



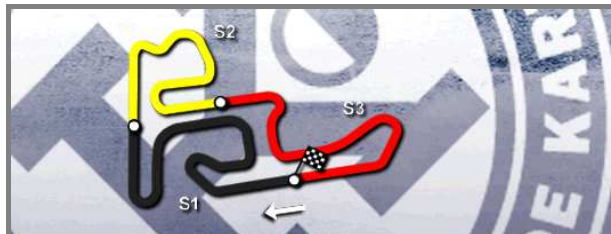
KZ2

**Prefinal (PF)
Results**

Document 74

Subject to scrutineering & sporting investigations

Rnk	No.	Entrant	Nat	Driver	Nat	Equipment	PF1	PF2	Points
1	165	Energy Corse	ITA	Johansson, Joel	SVG	Energy / TM / B'stone	-	1	1
2	180	KSM Racing Team	DEU	Schmitz, Alexander	DEU	Tony Kart / Vortex / B'stone	1	-	1
3	104	Birel Motorsport	ITA	Midrla, Jan	CZE	Birel / TM / B'stone	-	2	2
4	176	KK '1'	HRV	Habulin, Kristijan	HRV	CRG / Modena Engines / B'stone	2	-	2
5	155	CRG Holland	NLD	Wiggers, Symen	NLD	CRG / TM / B'stone	-	3	3
6	201	DR Srl	ITA	Antonsen, Emil	NOR	DR / TM / B'stone	3	-	3
7	108	CRG SpA	ITA	Tiene, Felice	ITA	CRG / Maxter / B'stone	-	4	4
8	181	LH Racing Team	SVK	Hiltbrand, Pedro	ESP	LH / Maxter / B'stone	4	-	4
9	164	Energy Corse	ITA	Hays, Christopher	AUS	Energy / TM / B'stone	-	5	5
10	190	Marcon, Alessandro	ITA	Marcon, Nicola	ITA	Tony Kart / Vortex / B'stone	5	-	5
11	205	Paauperkarting	NLD	Paauwe, Menno	NLD	Birel / TM / B'stone	-	6	6
12	199	Charles, Kenny	BEL	Charles, Kenny	BEL	Merlin / TM / B'stone	6	-	6
13	123	TBkart Srl	ITA	Brenna, Simone	ITA	TB Kart / Modena Engines / B'stone	-	7	7
14	150	CRG Holland	NLD	Pex, Yard	NLD	CRG / TM / B'stone	7	-	7
15	152	CRG Holland	NLD	Schmidt, Dominik	DEU	CRG / TM / B'stone	-	8	8
16	200	Van Meever, Jan Cornelis	NLD	Van Meever, Maks	NLD	Lenzokart / TM / B'stone	8	-	8
17	135	ADAC Sachsen	DEU	Illgen, Kevin	DEU	CRG / TM / B'stone	-	9	9
18	166	Gold Kart Racing Team	ITA	Aceto, Massimo	ITA	Righetti / TM / B'stone	9	-	9
19	144	Praga Kart Racing	CZE	Manetti, Alessandro	ITA	Praga / Parilla / B'stone	-	10	10
20	130	Maranello Kart	ITA	Zanchetta, Marco	ITA	Maranello / TM / B'stone	10	-	10
21	161	DTK Racing Team Poland	POL	Idzkowski, Bartosz	POL	CRG / Maxter / B'stone	-	11	11
22	126	Fiault, Charles	ERA	Fiault, Charles	ERA	Sodi / Parilla / B'stone	11	-	11
23	191	Marconi, Tommaso	ITA	Marconi, Tommaso	ITA	First / TM / B'stone	-	12	12
24	139	Goudant, Cédric	ERA	Roy, Maxime	ERA	Tony Kart / Vortex / B'stone	12	-	12
25	192	CKR	ITA	Bombardelli, Luca	ITA	CKR / De Bei / B'stone	-	13	13
26	195	RS-Motorsport	DEU	Zimmermann, Tim	DEU	ART GP / TM / B'stone	13	-	13
27	143	Tony Kart Racing Team	ITA	Piccini, Alessio	ITA	Tony Kart / Vortex / B'stone	-	14	14
28	137	AVG Racing	NLD	Kremers, Marijn	NLD	Birel / TM / B'stone	14	-	14
29	174	Pescador, Jorge	ESP	Pescador, Jorge	ESP	Tony Kart / Vortex / B'stone	-	15	15
30	209	Comer	ITA	Cunati, Simone	ITA	Top Kart / Parilla / B'stone	15	-	15
31	210	Comer	ITA	Savona, Federico	ITA	Top Kart / TM / B'stone	-	16	16
32	138	AVG Racing	NLD	Specken, Guust	NLD	Birel / TM / B'stone	16	-	16
33	216	Neva Ring	RUS	Gagen, Seva	RUS	Parolin / TM / B'stone	-	17	17
34	127	CRG Holland	NLD	Jeleniowski, Marcel	DEU	CRG / TM / B'stone	17	-	17
Not qualified									
35	184	Mach 1 Motorsport	DEU	Norris, John	IRL	Mach 1 / TM / B'stone	-	18	18
36	109	Harmonika Müller RT	AUT	Müller, Marcel	AUT	CRG / Modena Engines / B'stone	18	-	18
37	220	CRG Holland	NLD	Törnqvist, Person Benjamin	SVK	CRG / TM / B'stone	-	19	19
38	215	77 RUS Racing Team	RUS	Buznikov, Philipp	RUS	CRG / TM / B'stone	19	-	19
39	124	Maranello Kart	ITA	Tilloca, Luca	ITA	Maranello / TM / B'stone	-	20	20
40	149	CRG SpA	ITA	Palou, Alex	ESP	CRG / Maxter / B'stone	20	-	20
41	133	Renda Motorsport	ITA	Romkema, Ricardo	NLD	Zanardi / TM / B'stone	-	21	21
42	204	Praga Kart Racing	CZE	Maxa, Radim	CZE	Praga / Parilla / B'stone	21	-	21
43	206	CKR	ITA	Kreutz, Patrick	DEU	CKR / De Bei / B'stone	-	22	22
44	211	DR Germany	DEU	Huber, Manuel	DEU	DR / TM / B'stone	22	-	22
45	202	RK Racing Team	AUT	Gyr, Kevin	CHE	RK / TM / B'stone	-	23	23
46	136	AVG Racing	NLD	Bos, Jeroen	NLD	Birel / TM / B'stone	23	-	23



Genk 26 - 30.06.2013



CIK-FIA European Championship (Rd2)



KZ2

**Prefinal (PF)
Results**

Document 74

Subject to scrutineering & sporting investigations

Rnk	No.	Entrant	Nat	Driver	Nat	Equipment	PF1	PF2	Points
47	142	BRM Racing	ITA	Zanchi, Matteo	ITA	BRM / Modena Engines / B'stone	-	24	24
48	197	Solgat Motorsport	DEU	Kappis, Patrick	DEU	Birel / TM / B'stone	24	-	24
49	163	Energy Corse	ITA	Faint, Jason	AUS	Energy / TM / B'stone	-	25	25
50	177	KSH Racing	NLD	Dielissen, Casper	NLD	RK / Modena Engines / B'stone	25	-	25
51	146	CRG Racing Germany	DEU	Dresen, Andreas	DEU	CRG / TM / B'stone	-	26	26
52	159	DR Srl	ITA	Gudmundsson, Filp	SWE	DR / TM / B'stone	26	-	26
53	131	KSM Racing Team	DEU	Becker, Julian	DEU	Tony Kart / Vortex / B'stone	-	27	27
54	158	Dobla B.V.	NLD	Dontje, Milan	NLD	Energy / TM / B'stone	27	-	27
55	208	Solgat Motorsport	DEU	Pronenko, Danijl	UKR	Birel / TM / B'stone	-	28	28
56	140	BRM Racing	ITA	Bizalion, Charly	FRA	BRM / Modena Engines / B'stone	28	-	28
57	122	PDB Racing Team	NLD	Öberg, Victor	SWE	Gillard / TM / B'stone	-	29	29
58	156	Daems Racing	BEL	Brucculeri, Adrien	BEL	Tony Kart / Vortex / B'stone	29	-	29
59	125	J.S. Racing	DNK	Christensen, Toke	DNK	CRG / TM / B'stone	-	30	30
60	128	Da Silva, Clement	FRA	Da Silva, Clement	FRA	Birel / TM / B'stone	30	-	30
61	185	Maddox	NLD	Van Moorsel, Jordi	NLD	Maddox / TM / B'stone	-	31	31
62	129	Maranello Kart	ITA	Lundberg, Douglas	SWE	Maranello / TM / B'stone	31	-	31
63	160	DR Srl	ITA	Rismyhr, Finn Erik	NOR	DR / TM / B'stone	-	32	32
64	194	RP Motorsport Team	AUT	Diesel, Felix	AUT	BRM / TM / B'stone	32	-	32
65	168	G-Star Raw Racing	BEL	Szymkowiak, Jules	NLD	Zanardi / TM / B'stone	-	33	33
66	213	GP Racing	ITA	Bray, Daniel	GBR	GP / TM / B'stone	33	-	33
67	151	CRG Holland	NLD	Rasmussen, Nikolaj	DNK	Dino / TM / B'stone	-	34	34
68	207	DR Srl	ITA	Negro, Riccardo	DEU	DR / TM / B'stone	34	-	34

For information, race time for Prefinals :

Prefinal 1 -> 13:15.368

Prefinal 2 -> 13:14.963



Genk 26 - 30.06.2013



CIK-FIA European Championship (Rd2)

KZ2

**Prefinal 2 (PF2)
Results**

Document 73.2 OFFICIAL

Subject to scrutineering & sporting investigations

Rnk	No.	Entrant	Nat	Driver	Nat	Equipment	Laps	Time	Gap	Interv.	Best Lap	Penalty
1	165	Energy Corse	ITA	Johansson, Joel	SWE	Energy / TM / B'stone	15	13:14.963			52.252	
2	104	Birel Motorsport	ITA	Midrla, Jan	CZE	Birel / TM / B'stone	15	13:15.333	0.370	0.370	52.243	
3	155	CRG Holland	NLD	Wiggers, Symen	NLD	CRG / TM / B'stone	15	13:18.568	3.605	3.235	52.566	
4	108	CRG SpA	ITA	Tiene, Felice	ITA	CRG / Maxter / B'stone	15	13:18.608	3.645	0.040	52.200	
5	164	Energy Corse	ITA	Hays, Christopher	AUS	Energy / TM / B'stone	15	13:19.515	4.552	0.907	52.547	
6	205	Paauperkartracing	NLD	Paauwe, Menno	NLD	Birel / TM / B'stone	15	13:20.154	5.191	0.639	52.533	
7	123	TBkart Srl	ITA	Brenna, Simone	ITA	TB Kart / Modena Engines / B'st	15	13:21.345	6.382	1.191	52.479	
8	152	CRG Holland	NLD	Schmidt, Dominik	DEU	CRG / TM / B'stone	15	13:21.498	6.535	0.153	52.576	
9	135	ADAC Sachsen	DEU	Illgen, Kevin	DEU	CRG / TM / B'stone	15	13:21.971	7.008	0.473	52.694	
10	144	Praga Kart Racing	CZE	Manetti, Alessandro	ITA	Praga / Parilla / B'stone	15	13:22.052	7.089	0.081	52.421	
11	161	DTK Racing Team Poland	POL	Idzkowski, Bartosz	POL	CRG / Maxter / B'stone	15	13:23.275	8.312	1.223	52.408	
12	191	Marconi, Tommaso	ITA	Marconi, Tommaso	ITA	First / TM / B'stone	15	13:24.283	9.320	1.008	52.717	
13	192	CKR	ITA	Bombardelli, Luca	ITA	CKR / De Bei / B'stone	15	13:26.343	11.380	2.060	52.675	
14	143	Tony Kart Racing Team	ITA	Piccini, Alessio	ITA	Tony Kart / Vortex / B'stone	15	13:26.448	11.485	0.105	52.599	
15	174	Pescador, Jorge	ESP	Pescador, Jorge	ESP	Tony Kart / Vortex / B'stone	15	13:26.865	11.902	0.417	52.674	
16	210	Comer	ITA	Savona, Federico	ITA	Top Kart / TM / B'stone	15	13:27.014	12.051	0.149	52.512	
17	216	Neva Ring	RUS	Gagen, Seva	RUS	Parolin / TM / B'stone	15	13:27.705	12.742	0.691	52.643	
18	184	Mach 1 Motorsport	DEU	Norris, John	IRL	Mach 1 / TM / B'stone	15	13:29.716	14.753	2.011	52.707	
19	220	CRG Holland	NLD	Törnqvist, Person Benja	SWE	CRG / TM / B'stone	15	13:29.852	14.889	0.136	52.560	
20	124	Maranello Kart	ITA	Tilloca, Luca	ITA	Maranello / TM / B'stone	15	13:31.729	16.766	1.877	52.662	
21	133	Renda Motorsport	ITA	Romkema, Ricardo	NLD	Zanardi / TM / B'stone	15	13:31.931	16.968	0.202	52.593	
22	206	CKR	ITA	Kreutz, Patrick	DEU	CKR / De Bei / B'stone	15	13:32.017	17.054	0.086	52.810	
23	202	RK Racing Team	AUT	Gyr, Kevin	CHE	RK / TM / B'stone	15	13:33.281	18.318	1.264	52.760	
24	142	BRM Racing	ITA	Zanchi, Matteo	ITA	BRM / Modena Engines / B'stor	15	13:25.221	20.258	1.940	52.623	+10.000
25	163	Energy Corse	ITA	Faint, Jason	AUS	Energy / TM / B'stone	15	13:35.349	20.386	0.128	53.080	
26	146	CRG Racing Germany	DEU	Dresen, Andreas	DEU	CRG / TM / B'stone	15	13:35.618	20.655	0.269	52.990	
27	131	KSM Racing Team	DEU	Becker, Julian	DEU	Tony Kart / Vortex / B'stone	15	13:37.663	22.700	2.045	52.973	
28	208	Solgat Motorsport	DEU	Pronenko, Danijl	UKR	Birel / TM / B'stone	15	13:38.375	23.412	0.712	53.108	
29	122	PDB Racing Team	NLD	Öberg, Victor	SWE	Gillard / TM / B'stone	15	13:40.625	25.662	2.250	52.629	
30	125	J.S. Racing	DNK	Christensen, Toke	DNK	CRG / TM / B'stone	12	10:46.873	3 Laps	3 Laps	52.784	
31	185	Maddox	NLD	Van Moorsel, Jordi	NLD	Maddox / TM / B'stone	9	8:06.316	6 Laps	3 Laps	52.937	
32	160	DR Srl	ITA	Rismyhr, Finn Erik	NOR	DR / TM / B'stone	9	8:11.897	6 Laps	5.581	52.622	
33	168	G-Star Raw Racing	BEL	Szymkowiak, Jules	NLD	Zanardi / TM / B'stone	5	4:32.062	10 Laps	4 Laps	53.085	
34	151	CRG Holland	NLD	Rasmussen, Nikolaj	DNK	Dino / TM / B'stone	0	4.580	15 Laps	5 Laps		

No.142 Zanchi, Matteo : 10 sec time penalty for jump start (art 2.20 CIK General Prescriptions). According to Stewards' Decision No.88.

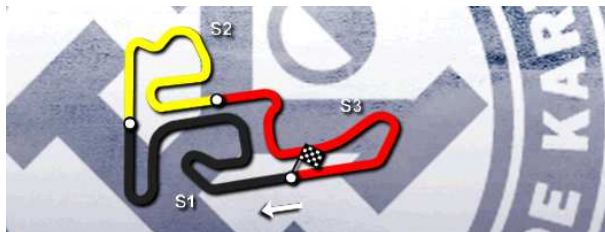
Leaders : No.104 Midrla, Jan (1-10) / No.165 Johansson, Joel (11-15)

Start Time : 30/06 - 12:14:07

Best Lap : No.108 Tiene, Felice 52.200 93.79 Kph

Weather : Slightly cloudy Air : 18°C Track : Dry

Event Record : No.181 Hiltbrand, Pedro 52.167 93.85 Kph



DOCUMENT N° 88
DÉCISION DES COMMISSAIRES SPORTIFS
STEWARDS' DECISION

PÉNALITÉ INFLIGÉE AU CONCURRENT (NOM) : **BRM Racing**
PENALTY INFLICTED UPON THE ENTRANT (NAME):

NATIONALITÉ / NATIONALITY: **ITA**

N°: **142** PILOTE : **Zanchi, Matteo**
No.: *DRIVER:*

Concerne la partie de l'Épreuve : **KZ2 - Prefinal 2**
Concerns the part of the event:

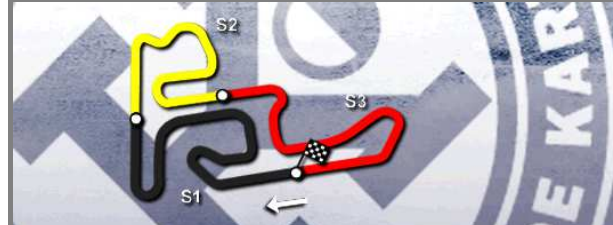
ÉNONCÉ / STATEMENT:
10 sec time penalty in Prefinal 2.

MOTIF / REASON:
At the start of the session concerned, Driver no. 142 was unable to start. After the second formation lap, decided by the Starter for this reason, this Driver regain in his original position. Having considered the report concerned, the Stewards feel that this fact contravenes art 2.20 CIK General Prescriptions. The Stewards take their decision in accordance with art 153 FIA International Sporting Code.

Décision annoncée Date / Date: **30/06/2013** Heure / Time: **12:30**
Decision announced

Nom / Name Signature
Président du Collège / Chairman of the Panel:
Horst SEIDEL (DEU) :
Membres du Collège / Members of the Panel:
Jaakko MARKULA (FIN) :
Philippe LACKMAN (BEL) :

NOTIFICATION AU CONCURRENT CONCERNÉ / NOTIFICATION TO THE RELEVANT ENTRANT
Je soussigné :
I undersigned: Nom personnel / personal name
Représentant du Concurrent : **BRM Racing**
Representing the Entrant: Nom du Concurrent / Entrant's name
Certifie avoir reçu notification du document N° **88** des Commissaires Sportifs de l'Épreuve.
Certify that I have been notified of document No. *by the Stewards of the Meeting.*
Date : Heure / Time: Signature :



Genk 26 - 30.06.2013



CIK-FIA European Championship (Rd2)

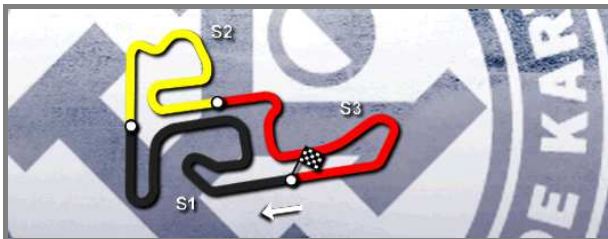
KZ2

Prefinal 2 (PF2)

Lap Chart

For information purposes. No official / regulatory value

	1	2	3	4	5	6	7	8	9	10	11	12	13	14	15	16	17	18	19	20	21	22	23	24	25	26	27	28	29	30	31	32	33	34
Grid	104	168	165	155	205	122	164	124	135	142	185	133	192	152	160	123	174	108	143	191	144	184	151	161	125	210	206	220	163	131	202	208	216	146
Start	104	168	155	165	122	205	124	164	142	135	185	133	152	123	192	191	108	174	144	161	143	184	151	160	125	220	206	131	163	210	208	202	216	146
Lap 1	104	155	168	205	165	122	164	135	152	142	185	123	108	191	144	125	161	192	206	220	163	216	174	143	210	160	146	184	202	208	124	133	131	
Interval		0.2	0.3	0.1	0.2	0.3	0.2	0.4	0.3	0.4	0.1	0.1	1.1	0.6	0.5	0.2	0.1	0.4	0.2	0.1	0.2	0.0	0.1	0.2	0.1	0.1	0.4	0.4	0.1	0.4	0.2	0.3	0.0	
Lap 2	104	155	168	165	205	122	164	135	152	185	123	142	108	191	144	125	161	192	206	174	220	216	210	163	143	184	160	146	124	202	131	133	208	
Interval		0.3	0.2	0.2	0.2	0.1	0.2	0.0	0.2	0.8	0.2	0.3	0.4	0.5	0.7	0.2	0.2	0.6	0.2	0.4	0.1	0.5	0.4	0.1	0.4	0.4	0.9	0.1	0.6	0.1	0.5	0.3	0.2	
Lap 3	104	155	165	168	122	164	205	135	152	185	123	142	108	191	144	161	125	192	206	174	216	210	220	143	163	184	160	146	124	202	133	131	208	
Interval		0.6	0.1	0.4	0.7	0.2	0.1	0.1	0.1	0.2	0.0	0.3	0.2	0.5	0.7	0.6	0.2	0.6	0.2	0.3	0.7	0.1	0.1	0.5	0.1	0.1	0.9	0.9	0.2	0.2	1.0	0.7	0.1	
Lap 4	104	165	155	168	122	164	205	152	135	123	185	142	108	191	144	161	125	192	206	174	216	210	143	220	184	163	160	124	202	146	133	131	208	
Interval		0.8	0.3	0.3	0.4	0.2	0.5	0.1	0.2	0.0	0.2	0.2	0.2	0.2	0.4	0.4	0.5	0.6	0.2	0.2	0.5	0.1	0.6	0.1	0.2	0.5	0.2	1.4	1.3	0.2	0.0	0.7	0.2	
Lap 5	104	165	155	168	122	164	205	152	135	123	185	108	191	144	161	142	125	192	206	174	216	210	143	184	220	160	163	124	202	133	146	131	208	
Interval		0.7	0.3	0.5	0.1	0.3	0.4	0.4	0.1	0.0	0.2	0.2	0.5	0.2	0.3	0.6	0.1	0.7	0.6	0.0	0.2	0.3	0.1	0.4	0.3	1.2	0.6	0.2	1.5	0.0	0.7	0.4	0.1	
Lap 6	104	165	155	164	205	152	135	123	108	185	191	144	161	125	142	192	174	216	206	210	143	184	220	160	124	163	133	202	146	131	208	122		
Interval		0.6	0.5	1.2	0.5	0.3	0.2	0.2	0.2	0.3	0.3	0.1	0.2	1.2	0.1	0.3	0.9	0.1	0.1	0.0	0.1	0.3	0.4	1.3	1.1	0.5	0.6	0.4	0.9	0.4	0.1	8.0		
Lap 7	104	165	155	164	205	152	135	108	123	185	144	191	161	125	142	192	174	216	210	143	206	184	220	160	124	163	133	202	146	131	208	122		
Interval		0.4	0.7	1.2	0.5	0.4	0.2	0.1	0.3	0.3	0.4	0.2	0.1	1.2	0.2	0.3	0.7	0.2	0.5	0.1	0.1	0.0	0.1	1.1	1.3	0.7	0.2	0.6	1.2	0.7	0.3	7.2		
Lap 8	104	165	155	164	205	152	108	123	135	185	144	191	161	125	142	192	174	216	143	210	184	220	160	206	124	133	163	202	146	131	208	122		
Interval		0.4	0.9	1.3	0.4	0.4	0.2	0.6	0.0	0.5	0.2	0.3	0.2	1.4	0.2	0.2	0.6	0.8	0.2	0.3	0.3	0.4	0.3	0.2	0.9	1.0	0.6	0.2	1.4	1.4	0.1	6.3		
Lap 9	104	165	155	164	205	108	152	123	135	185	144	191	161	125	142	192	174	216	143	210	184	220	160	206	124	133	163	202	146	131	208	122		
Interval		0.3	1.3	1.1	0.4	0.5	0.1	0.4	0.4	0.6	0.0	0.2	0.1	1.5	0.4	0.2	0.3	0.9	0.1	0.2	0.7	0.2	0.2	0.7	0.5	1.2	0.9	0.2	1.3	2.0	0.3	5.1		
Lap 10	104	165	155	164	205	108	152	123	135	144	191	161	125	142	192	174	143	210	216	184	220	206	124	133	163	202	146	131	208	122				
Interval		0.1	2.1	0.6	0.4	0.4	0.3	0.3	0.7	0.6	0.8	0.3	0.9	0.2	0.4	0.3	0.8	0.4	0.3	0.2	0.4	1.1	0.3	0.9	1.5	0.0	1.3	2.1	0.2	4.6				
Lap 11	165	104	155	164	205	108	152	123	135	144	191	161	125	142	192	174	143	210	216	184	220	206	124	133	202	163	146	131	208	122				
Interval		0.2	2.0	0.5	0.4	0.1	0.8	0.1	0.8	0.4	1.1	0.1	1.1	0.1	0.5	0.2	0.7	0.5	0.3	0.2	0.3	1.3	0.4	0.8	1.6	0.5	1.1	2.1	0.3	4.0				
Lap 12	165	104	155	164	108	205	152	123	135	144	191	161	125	142	192	174	143	210	216	184	220	206	124	133	202	163	146	131	208	122				
Interval		0.2	2.3	0.5	0.4	0.3	0.7	0.2	0.8	0.1	1.5	0.0	1.2	0.1	0.4	0.3	0.6	0.3	0.4	0.3	0.1	1.6	0.2	0.7	1.8	0.9	0.9	2.4	0.2	3.5				
Lap 13	165	104	155	164	108	205	152	123	135	144	161	191	142	192	174	143	210	216	184	220	124	206	133	202	163	146	131	208	122					
Interval		0.2	2.6	0.5	0.0	0.7	0.6	0.1	1.0	0.1	1.5	0.3	1.1	0.3	0.2	0.5	0.5	0.4	0.3	0.2	2.3	0.1	0.1	1.9	1.4	0.7	2.3	0.3	3.1					
Lap 14	165	104	155	108	164	205	123	152	135	144	161	191	142	192	174	143	210	216	184	220	124	133	206	202	163	146	131	208	122					
Interval		0.3	2.9	0.3	0.5	0.4	1.0	0.0	0.6	0.1	1.4	0.5	1.0	0.6	0.1	0.3	0.5	0.7	0.7	0.2	1.9	0.1	0.3	1.7	1.8	0.6	2.1	0.4	2.7					
Lap 15	165	104	155	108	164	205	123	152	135	144	161	191	142	192	143	174	210	216	184	220	124	133	206	202	163	146	131	208	122					
Interval		0.3	3.2	0.0	0.9	0.6	1.1	0.1	0.4	0.0	1.2	1.0	0.9	1.1	0.1	0.4	0.1	0.6	2.0	0.1	1.8	0.2	0.0	1.2	2.0	0.2	2.0	0.7	2.2					

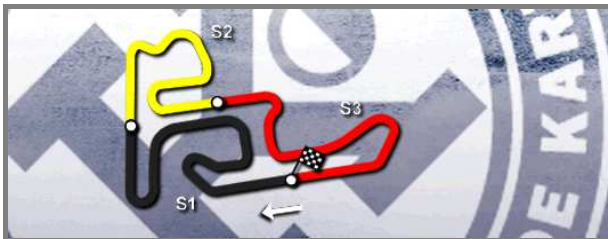


KZ2

**Prefinal 2 (PF2)
Lap Time Analysis**

For information purposes. No official / regulatory value

Laps	Sector 1	Sector 2	Sector 3	Lap Time	Laps	Sector 1	Sector 2	Sector 3	Lap Time	Laps	Sector 1	Sector 2	Sector 3	Lap Time
No.104 Midrla, Jan					No.123 Brenna, Simone					No.131 Becker, Julian				
1	23.023	16.225	16.134	55.382	1	23.769	16.547	16.216	56.532	1	25.586	19.172	17.227	1:01.985
2	21.226	16.292	16.211	53.729	2	21.422	16.000	16.100	53.522	2	21.926	16.783	16.791	55.500
3	21.134	16.014	16.137	53.285	3	20.946	15.974	16.411	53.331	3	21.507	16.832	16.398	54.737
4	21.144	15.977	16.096	53.217	4	21.395	16.017	16.068	53.480	4	21.244	16.121	16.221	53.586
5	20.977	15.831	16.032	52.840	5	21.159	15.903	16.007	53.069	5	21.145	16.096	16.211	53.452
6	20.896	15.791	15.932	52.619	6	21.098	16.053	15.975	53.126	6	21.280	16.094	16.199	53.573
7	20.917	15.788	15.973	52.678	7	20.939	16.229	15.979	53.147	7	21.266	16.179	16.132	53.577
8	20.844	15.748	15.918	52.510	8	20.939	16.229	15.979	53.147	8	21.178	16.358	16.412	53.948
9	20.823	15.742	15.902	52.467	9	20.816	15.830	16.036	52.682	9	21.325	16.184	16.102	53.611
10	20.804	15.826	15.881	52.511	10	20.848	15.748	15.915	52.511	10	21.084	16.091	16.120	53.295
11	21.175	15.806	15.862	52.843	11	20.828	15.835	15.995	52.658	11	21.097	15.991	16.011	53.099
12	20.758	15.737	15.861	52.356	12	20.889	15.822	15.985	52.696	12	21.163	15.952	16.123	53.238
13	20.714	15.696	15.833	52.243	13	20.889	15.822	15.985	52.696	13	21.123	15.920	16.017	53.060
14	20.786	15.718	15.885	52.389	14	20.795	15.774	15.919	52.488	14	21.120	15.941	16.000	53.061
15	20.804	15.713	15.811	52.328	15	20.965	15.858	16.168	52.991	15	21.007	15.958	16.008	52.973
No.108 Tiene, Felice					No.124 Tilloca, Luca					No.133 Romkema, Ricardo				
1	24.148	16.868	16.126	57.142	1	29.290	17.704	16.683	1:03.677	1	28.508	17.800	17.035	1:03.343
2	21.106	16.170	16.037	53.313	2	21.525	17.146	16.479	55.150	2	21.401	17.392	17.147	55.940
3	20.974	16.032	16.016	53.022	3	21.182	16.113	16.154	53.449	3	21.205	16.259	16.164	53.628
4	21.395	16.219	16.108	53.722	4	21.126	15.925	16.152	53.203	4	20.990	16.379	16.193	53.562
5	20.904	15.938	15.899	52.741	5	21.039	15.955	16.062	53.056	5	21.039	15.974	15.981	52.994
6	20.968	15.984	15.888	52.840	6	21.249	15.950	16.068	53.267	6	20.950	15.885	16.005	52.840
7	20.829	15.863	15.857	52.549	7	21.249	15.950	16.068	53.267	7	20.881	15.876	16.042	52.799
8	20.796	15.812	15.841	52.449	8	20.979	15.945	16.067	52.991	8	21.025	15.882	16.009	52.916
9	20.758	15.913	15.869	52.540	9	20.920	15.916	16.017	52.853	9	20.936	15.908	15.974	52.818
10	20.690	15.824	15.856	52.370	10	20.851	15.831	15.980	52.662	10	20.874	15.800	16.012	52.686
11	20.729	15.799	15.775	52.303	11	21.006	15.866	16.058	52.930	11	20.859	15.954	15.939	52.752
12	20.831	15.765	15.844	52.440	12	21.018	15.846	15.990	52.854	12	20.811	15.821	15.961	52.593
13	20.659	15.766	15.775	52.200	13	20.895	15.826	15.996	52.717	13	20.954	15.878	15.972	52.804
14	20.888	15.710	15.849	52.447	14	20.908	16.314	16.046	53.268	14	21.028	15.817	15.929	52.774
15	20.695	15.726	15.825	52.246	15	20.921	15.977	16.005	52.903	15	20.934	16.624	16.373	53.931
No.122 Öberg, Victor					No.125 Christensen, Toke					No.135 Illgen, Kevin				
1	23.553	16.249	16.161	55.963	1	24.068	17.339	16.604	58.011	1	23.438	16.273	16.183	55.894
2	21.179	16.139	16.306	53.624	2	21.172	16.143	16.106	53.421	2	20.971	16.087	16.213	53.271
3	21.157	16.560	16.373	54.090	3	21.063	16.113	16.516	53.692	3	21.322	16.295	16.680	54.297
4	21.055	15.951	16.075	53.081	4	21.076	15.981	16.174	53.231	4	21.566	16.015	16.153	53.734
5	20.924	15.883	16.010	52.817	5	21.076	15.981	16.174	53.231	5	21.050	15.928	16.090	53.068
6	20.947	36.455	16.338	1:13.740	6	21.014	15.884	16.150	53.048	6	20.990	15.900	16.049	52.939
7	21.048	15.881	16.100	53.029	7	21.070	16.024	16.133	53.227	7	20.940	15.888	16.044	52.872
8	20.924	15.846	15.980	52.750	8	20.989	15.930	16.070	52.989	8	20.905	16.144	16.257	53.306
9	20.865	15.855	15.971	52.691	9	20.959	16.045	16.084	53.088	9	20.989	15.924	16.027	52.940
10	20.860	15.796	15.973	52.629	10	20.932	15.831	16.058	52.821	10	20.904	15.822	15.998	52.724
11	20.854	15.830	15.971	52.655	11	20.895	15.888	16.151	52.934	11	20.847	15.863	16.039	52.749
12	20.865	15.818	15.984	52.667	12	20.940	15.841	16.003	52.784	12	20.882	15.815	16.000	52.697
13	20.940	15.872	15.962	52.774	13	20.938	15.826	16.055	52.819	13	20.898	15.837	15.992	52.727
14	20.966	15.772	15.995	52.733	14	20.938	15.826	16.055	52.819	14	20.875	15.824	15.995	52.694



KZ2

Prefinal 2 (PF2)
Lap Time Analysis

For information purposes. No official / regulatory value

Laps	Sector 1	Sector 2	Sector 3	Lap Time
15	20.905	15.793	15.997	52.695

No.142 Zanchi, Matteo

1	23.884	16.570	16.374	56.828
2	21.561	16.362	16.210	54.133
3	21.132	15.969	16.197	53.298
4	21.502	16.120	16.088	53.710
5	21.006	16.355	17.446	54.807
6	21.122	16.319	16.081	53.522
7	21.018	15.910	16.125	53.053
8	20.916	16.214	16.005	53.135
9	20.927	15.957	16.107	52.991
10	20.863	15.851	16.077	52.791
11	20.938	15.792	15.954	52.684
12	20.967	15.832	15.959	52.758
13	21.036	15.772	16.064	52.872
14	20.896	15.786	15.941	52.623
15	20.951	15.839	15.947	52.737

No.143 Piccini, Alessio

1	25.839	17.642	16.623	1:00.104
2	22.760	16.138	16.114	55.012
3	21.048	15.969	16.112	53.129
4	20.980	15.969	16.038	52.987
5	20.936	15.800	15.970	52.706
6	21.116	15.905	15.943	52.964
7	21.248	15.911	16.185	53.344
8	21.279	15.829	15.954	53.062
9	20.849	15.901	15.901	52.651
10	20.880	15.829	15.982	52.691
11	20.834	15.836	15.972	52.642
12	20.923	15.780	15.946	52.649
13	20.881	15.798	15.920	52.599
14	20.858	15.853	15.925	52.636
15	21.010	15.837	15.967	52.814

No.144 Manetti, Alessandro

1	24.306	17.303	16.500	58.109
2	21.182	16.116	16.175	53.473
3	21.015	15.936	16.100	53.051
4	20.958	15.958	16.178	53.094
5	20.967	15.811	16.096	52.874
6	20.932	15.953	16.000	52.885
7	21.040	15.769	16.051	52.860
8	20.792	15.866	16.103	52.761
9	20.884	16.000	15.994	52.878
10	20.929	15.791	15.972	52.692
11	20.880	15.703	15.924	52.507
12	20.782	15.688	15.951	52.421
13	20.881	15.863	15.955	52.699

Laps	Sector 1	Sector 2	Sector 3	Lap Time
14	20.833	15.895	15.978	52.706
15	20.864	15.810	15.939	52.613

No.146 Dresen, Andreas

1	25.579	17.565	16.649	59.793
2	22.381	16.725	16.575	55.681
3	21.330	16.233	16.311	53.874
4	22.005	16.787	16.265	55.057
5	21.488	16.051	16.269	53.808
6	21.235	16.122	16.180	53.537
7	21.120	15.996	16.183	53.299
8	21.195	15.981	16.114	53.290
9	20.999	15.940	16.061	53.000
10	21.016	16.019	16.118	53.153
11	21.077	15.912	16.114	53.103
12	21.043	15.891	16.056	52.990
13	21.096	15.954	16.103	53.153
14	21.132	15.919	16.160	53.211
15	21.067	15.953	16.091	53.111

No.152 Schmidt, Dominik

1	23.246	16.548	16.187	55.981
2	20.974	16.068	16.060	53.102
3	21.260	16.329	16.605	54.194
4	21.287	16.060	16.071	53.418
5	21.065	15.974	16.044	53.083
6	20.961	15.937	16.003	52.901
7	20.974	15.873	15.975	52.822
8	20.862	15.860	15.947	52.669
9	20.875	15.877	16.137	52.889
10	20.847	15.870	15.881	52.598
11	20.911	15.924	15.994	52.829
12	20.804	15.847	15.977	52.628
13	20.787	15.832	15.957	52.576
14	20.952	15.926	16.370	53.248
15	20.920	15.897	16.081	52.898

No.155 Wiggers, Symen

1	22.837	16.268	16.217	55.322
2	21.182	16.325	16.260	53.767
3	21.228	16.152	16.221	53.601
4	21.196	16.398	16.092	53.686
5	20.936	15.868	16.056	52.860
6	20.846	15.808	16.003	52.657
7	20.890	15.854	16.016	52.760
8	20.856	15.804	15.995	52.655
9	20.928	15.865	15.996	52.789
10	20.887	16.095	16.116	53.098
11	20.863	15.793	15.938	52.594
12	20.878	15.810	15.970	52.658

Laps	Sector 1	Sector 2	Sector 3	Lap Time
13	20.827	15.798	15.941	52.566
14	20.910	15.804	15.955	52.669
15	20.835	15.803	15.967	52.605

No.160 Rismyhr, Finn Erik

1	26.541	17.233	16.475	1:00.249
2	22.791	17.064	16.153	56.008
3	21.022	15.981	16.065	53.068
4	20.912	15.900	16.067	52.879
5	21.509	16.034	16.075	53.618
6	21.063	15.945	15.989	52.997
7	20.938	15.847	16.007	52.792
8	20.887	16.044	16.086	53.017
9	20.862	15.803	15.957	52.622

No.161 Idzkowski, Bartosz

1	24.786	17.150	16.564	58.500
2	21.286	16.129	16.127	53.542
3	21.038	16.022	16.168	53.228
4	20.945	15.811	16.128	52.884
5	20.866	15.868	16.087	52.821
6	20.841	15.947	16.005	52.793
7	21.189	15.815	15.972	52.976
8	20.915	15.947	16.032	52.894
9	20.864	15.871	15.961	52.696
10	21.180	16.432	15.979	53.591
11	20.827	15.847	15.907	52.581
12	20.922	15.889	15.910	52.721
13	20.889	15.817	15.953	52.659
14	20.785	15.812	15.942	52.539
15	20.765	15.687	15.956	52.408

No.163 Faint, Jason

1	24.936	17.386	16.717	59.039
2	22.162	16.332	16.490	54.984
3	21.311	16.015	16.449	53.775
4	21.621	16.051	16.119	53.791
5	22.010	16.256	16.226	54.492
6	21.946	16.061	16.084	54.091
7	21.080	15.964	16.132	53.176
8	21.626	16.045	16.164	53.835
9	21.057	15.952	16.071	53.080
10	21.125	15.976	16.217	53.318
11	21.341	15.943	16.099	53.383
12	21.048	15.993	16.143	53.184
13	21.157	16.087	16.149	53.393
14	21.074	15.988	16.235	53.297
15	21.104	16.097	16.257	53.458



KZ2

**Prefinal 2 (PF2)
Lap Time Analysis**

For information purposes. No official / regulatory value

Laps	Sector 1	Sector 2	Sector 3	Lap Time
No.164 Hays, Christopher				
1	23.483	16.254	16.137	55.874
2	21.174	16.077	16.363	53.614
3	21.180	16.407	16.498	54.085
4	21.111	15.918	16.068	53.097
5	21.024	15.869	16.015	52.908
6	20.941	15.914	15.983	52.838
7	20.989	15.777	15.984	52.750
8	20.937	15.807	16.013	52.757
9	20.914	15.799	15.915	52.628
10	20.843	15.799	15.938	52.580
11	20.856	15.758	15.933	52.547
12	20.922	15.756	15.937	52.615
13	20.886	15.823	15.896	52.605
14	21.236	15.916	15.909	53.061
15	20.891	15.758	15.924	52.573

Laps	Sector 1	Sector 2	Sector 3	Lap Time
No.165 Johansson, Joel				
1	23.569	16.184	16.190	55.943
2	21.225	16.202	16.175	53.602
3	21.120	16.049	16.080	53.249
4	21.117	16.065	16.011	53.193
5	21.002	15.820	15.984	52.806
6	20.785	15.777	15.950	52.512
7	20.782	15.749	15.969	52.500
8	20.788	15.753	15.898	52.439
9	20.790	15.740	15.848	52.378
10	20.729	15.770	15.880	52.379
11	20.821	15.688	15.915	52.424
12	20.740	15.683	15.868	52.291
13	20.741	15.678	15.867	52.286
14	20.746	15.665	15.841	52.252
15	20.725	15.664	15.953	52.342

Laps	Sector 1	Sector 2	Sector 3	Lap Time
No.168 Szymkowiak, Jules				
1	23.483	16.310	16.207	56.000
2	21.168	16.272	16.215	53.655
3	21.243	16.522	16.166	53.931
4	21.098	16.175	16.139	53.412
5	21.055	15.952	16.078	53.085

Laps	Sector 1	Sector 2	Sector 3	Lap Time
No.174 Pescador, Jorge				
1	23.764	19.648	16.550	59.962
2	21.396	16.032	16.138	53.566
3	21.326	15.905	16.060	53.291
4	20.998	16.007	16.148	53.153
5	20.982	15.922	16.354	53.258
6	21.096	15.995	16.134	53.225
7	20.983	15.946	16.003	52.932

Laps	Sector 1	Sector 2	Sector 3	Lap Time
8	21.089	15.793	16.017	52.899
9	20.905	15.830	15.939	52.674
10	21.007	15.839	16.141	52.987
11	20.891	15.808	16.005	52.704
12	20.954	15.859	15.960	52.773
13	20.945	15.822	15.948	52.715
14	20.961	15.863	15.970	52.794
15	21.700	15.858	16.015	53.573

Laps	Sector 1	Sector 2	Sector 3	Lap Time
No.184 Norris, John				
1	27.441	17.164	16.672	1:01.277
2	21.834	16.273	16.126	54.233
3	21.010	15.934	16.103	53.047
4	21.157	15.898	16.010	53.065
5	20.906	15.848	15.953	52.707
6	20.914	15.926	16.010	52.850
7	21.106	15.908	16.292	53.306
8	21.577	15.897	15.993	53.467
9	20.916	16.024	16.013	52.953
10	20.928	15.813	15.990	52.731
11	20.922	15.837	15.967	52.726
12	20.868	15.861	16.011	52.740
13	20.957	15.855	15.955	52.767
14	21.339	15.912	15.961	53.212
15	21.038	16.264	16.840	54.142

Laps	Sector 1	Sector 2	Sector 3	Lap Time
No.185 Van Moorsel, Jordi				
1	23.867	16.531	16.337	56.735
2	21.151	16.064	16.130	53.345
3	21.002	16.032	16.565	53.599
4	21.667	16.019	16.102	53.788
5	21.045	16.001	16.017	53.063
6	21.072	16.314	16.012	53.398
7	21.008	15.894	16.035	52.937
8	20.998	15.904	16.038	52.940
9	20.973	16.030	16.025	53.028

Laps	Sector 1	Sector 2	Sector 3	Lap Time
No.191 Marconi, Tommaso				
1	24.012	17.554	16.216	57.782
2	21.082	16.024	16.118	53.224
3	21.003	15.965	16.101	53.069
4	21.090	16.161	16.134	53.385
5	20.998	15.984	16.125	53.107
6	20.992	15.934	16.049	52.975
7	21.366	15.874	16.019	53.259
8	20.917	15.831	16.043	52.791
9	20.933	15.885	15.994	52.812
10	21.052	16.203	16.060	53.315
11	21.001	15.862	15.970	52.833
12	20.904	15.882	16.014	52.800

Laps	Sector 1	Sector 2	Sector 3	Lap Time
13	21.200	15.903	16.000	53.103
14	20.915	15.830	15.972	52.717
15	20.962	15.840	16.059	52.861

Laps	Sector 1	Sector 2	Sector 3	Lap Time
No.192 Bombardelli, Luca				
1	24.150	18.753	16.610	59.513
2	21.357	16.192	16.238	53.787
3	21.165	16.085	16.160	53.410
4	21.104	16.034	16.141	53.279
5	21.016	15.953	16.108	53.077
6	20.944	15.969	16.042	52.955
7	21.132	15.869	16.073	53.074
8	21.003	15.973	16.041	53.017
9	20.940	15.849	16.207	52.996
10	20.927	15.887	16.188	53.002
11	20.967	15.840	15.967	52.774
12	20.889	15.819	15.967	52.675
13	20.906	15.837	16.058	52.801
14	21.013	15.856	16.037	52.906
15	21.361	15.846	16.001	53.208

Laps	Sector 1	Sector 2	Sector 3	Lap Time
No.202 Gyr, Kevin				
1	26.271	17.374	16.982	1:00.627
2	21.995	17.443	16.545	55.983
3	21.228	16.117	16.189	53.534
4	21.651	16.415	16.221	54.287
5	21.128	15.961	16.139	53.228
6	21.227	16.113	16.096	53.436
7	20.964	15.887	16.138	52.989
8	20.972	15.999	16.132	53.103
9	21.015	15.999	16.093	53.107
10	21.049	16.011	16.074	53.134
11	20.900	15.839	16.042	52.781
12	20.938	15.770	16.052	52.760
13	21.008	15.899	16.040	52.947
14	20.980	15.875	16.026	52.881
15	21.015	15.960	16.247	53.222

Laps	Sector 1	Sector 2	Sector 3	Lap Time
No.205 Paauwe, Menno				
1	22.994	16.280	16.158	55.432
2	21.201	16.338	16.464	54.003
3	21.134	16.624	16.854	54.612
4	21.246	16.063	16.213	53.522
5	20.913	15.891	15.985	52.789
6	20.932	16.020	16.007	52.959
7	20.891	15.871	15.977	52.739
8	20.876	15.755	15.993	52.624
9	20.860	15.810	15.995	52.665
10	20.820	15.781	15.932	52.533
11	20.855	15.816	15.930	52.601



KZ2

Prefinal 2 (PF2)

Lap Time Analysis

For information purposes. No official / regulatory value

Laps	Sector 1	Sector 2	Sector 3	Lap Time
12	21.154	15.825	15.930	52.909
13	20.803	15.813	15.985	52.601
14	20.945	15.809	15.986	52.740
15	20.908	15.795	16.045	52.748

Laps	Sector 1	Sector 2	Sector 3	Lap Time
11	21.002	15.781	15.948	52.731
12	20.861	15.712	15.939	52.512
13	21.011	15.777	15.932	52.720
14	20.898	15.783	15.937	52.618
15	21.005	15.934	15.940	52.879

No.206 Kreutz, Patrick

1	24.803	17.222	16.735	58.760
2	21.374	16.177	16.205	53.756
3	21.112	16.075	16.174	53.361
4	21.191	16.011	16.104	53.306
5	21.003	15.978	16.462	53.443
6	21.017	15.972	16.607	53.596
7	21.137	16.011	16.618	53.766
8	21.810	16.370	16.432	54.612
9	21.119	15.930	16.043	53.092
10	21.025	15.984	16.124	53.133
11	20.884	15.860	16.066	52.810
12	20.950	15.886	16.045	52.881
13	20.976	16.614	16.100	53.690
14	21.309	15.914	16.005	53.228
15	21.102	16.310	16.257	53.669

No.216 Gagen, Seva

1	24.706	17.391	16.604	58.701
2	21.450	16.764	16.150	54.364
3	21.196	16.051	16.151	53.398
4	21.032	15.880	16.039	52.951
5	21.121	15.872	16.014	53.007
6	21.024	16.005	16.105	53.134
7	20.973	15.955	16.030	52.958
8	21.764	15.817	15.971	53.552
9	20.959	15.864	15.943	52.766
10	21.311	16.215	16.040	53.566
11	20.976	15.857	15.938	52.771
12	20.876	15.867	15.900	52.643
13	20.918	15.854	15.961	52.733
14	20.975	15.905	15.985	52.865
15	20.925	15.850	16.063	52.838

No.208 Pronenko, Danijl

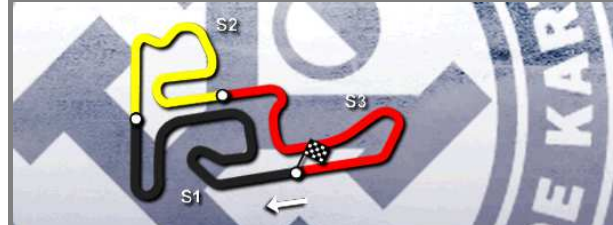
1	26.505	17.909	16.730	1:01.144
2	21.706	18.269	16.823	56.798
3	21.546	16.354	16.376	54.276
4	21.392	16.037	16.171	53.600
5	21.234	16.010	16.182	53.426
6	21.240	16.180	16.116	53.536
7	21.286	16.295	16.192	53.773
8	21.080	16.236	16.428	53.744
9	21.108	16.503	16.200	53.811
10	21.145	15.896	16.123	53.164
11	21.086	16.002	16.147	53.235
12	21.135	15.925	16.125	53.185
13	21.181	15.895	16.098	53.174
14	21.097	15.886	16.125	53.108
15	21.137	15.971	16.133	53.241

No.220 Törnqvist, Person Benjamin

1	24.692	17.459	16.808	58.959
2	21.349	16.244	16.551	54.144
3	21.565	15.997	16.581	54.143
4	21.247	16.128	16.337	53.712
5	21.048	16.179	16.085	53.312
6	20.992	15.981	15.995	52.968
7	20.993	15.848	16.115	52.956
8	21.711	16.083	16.018	53.812
9	20.931	15.854	15.991	52.776
10	20.929	15.879	16.110	52.918
11	20.863	15.773	15.924	52.560
12	20.853	15.815	15.931	52.599
13	21.004	15.876	15.954	52.834
14	21.248	16.002	15.987	53.237
15	20.888	16.243	16.883	54.014

No.210 Savona, Federico

1	25.618	17.467	16.509	59.594
2	21.760	16.165	16.283	54.208
3	20.989	15.981	16.136	53.106
4	21.135	15.828	15.998	52.961
5	21.394	15.749	16.091	53.234
6	21.138	15.807	15.986	52.931
7	21.250	15.938	16.186	53.374
8	21.674	15.848	16.017	53.539
9	20.926	15.686	15.967	52.579
10	21.043	15.894	15.955	52.892



KZ2

Prefinal 2 (PF2)

Document 68

Starting Grid

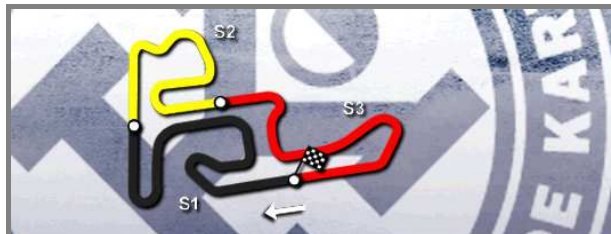
Subject to scrutineering & sporting investigations

216	Gagen, Seva Parolin / TM / B'stone		17	146	Dresen, Andreas CRG / TM / B'stone	
202	Gyr, Kevin RK / TM / B'stone		16	208	Pronenko, Danijl Birel / TM / B'stone	
163	Faint, Jason Energy / TM / B'stone		15	131	Becker, Julian Tony Kart / Vortex / B'stone	
206	Kreutz, Patrick CKR / De Bei / B'stone		14	220	Törnqvist, Person Benjamin CRG / TM / B'stone	
125	Christensen, Toke CRG / TM / B'stone		13	210	Savona, Federico Top Kart / TM / B'stone	
151	Rasmussen, Nikolaj Dino / TM / B'stone		12	161	Idzkowski, Bartosz CRG / Maxter / B'stone	
144	Manetti, Alessandro Praga / Parilla / B'stone		11	184	Norris, John Mach 1 / TM / B'stone	
143	Piccini, Alessio Tony Kart / Vortex / B'stone		10	191	Marconi, Tommaso First / TM / B'stone	
174	Pescador, Jorge Tony Kart / Vortex / B'stone		9	108	Tiene, Felice CRG / Maxter / B'stone	
160	Rismyhr, Finn Erik DR / TM / B'stone		8	123	Brenna, Simone TB Kart / Modena Engines / B'stone	
192	Bombardelli, Luca CKR / De Bei / B'stone		7	152	Schmidt, Dominik CRG / TM / B'stone	
185	Van Moorsel, Jordi Maddox / TM / B'stone		6	133	Romkema, Ricardo Zanardi / TM / B'stone	
135	Illgen, Kevin CRG / TM / B'stone		5	142	Zanchi, Matteo BRM / Modena Engines / B'stone	
164	Hays, Christopher Energy / TM / B'stone		4	124	Tilloca, Luca Maranello / TM / B'stone	
205	Paauwe, Menno Birel / TM / B'stone		3	122	Öberg, Victor Gillard / TM / B'stone	
165	Johansson, Joel Energy / TM / B'stone		2	155	Wiggers, Symen CRG / TM / B'stone	
104	Midrla, Jan Birel / TM / B'stone		1	168	Szymkowiak, Jules Zanardi / TM / B'stone	

POLE POSITION



Start : 30/06 - 12:10 15 Laps = 20.400 Km



Genk 26 - 30.06.2013



CIK-FIA European Championship (Rd2)

KZ2

**Prefinal 1 (PF1)
Results**

Document 72.2 OFFICIAL

Subject to scrutineering & sporting investigations

Rnk	No.	Entrant	Nat	Driver	Nat	Equipment	Laps	Time	Gap	Interv.	Best Lap	Penalty
1	180	KSM Racing Team	DEU	Schmitz, Alexander	DEU	Tony Kart / Vortex / B'stone	15	13:15.368			52.450	
2	176	KK '1'	HRV	Habulin, Kristijan	HRV	CRG / Modena Engines / B'ston	15	13:17.303	1.935	1.935	52.381	
3	201	DR Srl	ITA	Antonsen, Emil	NOR	DR / TM / B'stone	15	13:17.726	2.358	0.423	52.275	
4	181	LH Racing Team	SWE	Hiltbrand, Pedro	ESP	LH / Maxter / B'stone	15	13:18.141	2.773	0.415	52.167	
5	190	Marcon, Alessandro	ITA	Marcon, Nicola	ITA	Tony Kart / Vortex / B'stone	15	13:19.053	3.685	0.912	52.377	
6	199	Charles, Kenny	BEL	Charles, Kenny	BEL	Merlin / TM / B'stone	15	13:20.587	5.219	1.534	52.623	
7	150	CRG Holland	NLD	Pex, Yard	NLD	CRG / TM / B'stone	15	13:21.736	6.368	1.149	52.404	
8	200	Van Meever, Jan Cornelis	NLD	Van Meever, Maks	NLD	Lenzokart / TM / B'stone	15	13:23.879	8.511	2.143	52.844	
9	166	Gold Kart Racing Team	ITA	Aceto, Massimo	ITA	Righetti / TM / B'stone	15	13:23.927	8.559	0.048	52.589	
10	130	Maranello Kart	ITA	Zanchetta, Marco	ITA	Maranello / TM / B'stone	15	13:24.280	8.912	0.353	52.511	
11	126	Fiault, Charles	FR	Fiault, Charles	FR	Sodi / Parilla / B'stone	15	13:25.226	9.858	0.946	52.644	
12	139	Goudant, Cédric	FR	Roy, Maxime	FR	Tony Kart / Vortex / B'stone	15	13:25.797	10.429	0.571	52.596	
13	195	RS-Motorsport	DEU	Zimmermann, Tim	DEU	ART GP / TM / B'stone	15	13:26.453	11.085	0.656	52.689	
14	137	AVG Racing	NLD	Kremers, Marijn	NLD	Birel / TM / B'stone	15	13:28.559	13.191	2.106	53.098	
15	209	Comer	ITA	Cunati, Simone	ITA	Top Kart / Parilla / B'stone	15	13:28.566	13.198	0.007	52.580	
16	138	AVG Racing	NLD	Specken, Guust	NLD	Birel / TM / B'stone	15	13:28.687	13.319	0.121	52.537	
17	127	CRG Holland	NLD	Jeleniowski, Marcel	DEU	CRG / TM / B'stone	15	13:30.108	14.740	1.421	52.746	
18	109	Harmonika Müller RT	AUT	Müller, Marcel	AUT	CRG / Modena Engines / B'ston	15	13:30.374	15.006	0.266	52.486	
19	215	77 RUS Racing Team	RUS	Buznikov, Philipp	RUS	CRG / TM / B'stone	15	13:30.786	15.418	0.412	52.695	
20	149	CRG SpA	ITA	Palou, Alex	ESP	CRG / Maxter / B'stone	15	13:20.823	15.455	0.037	52.525	+10.000
21	204	Praga Kart Racing	CZE	Maxa, Radim	CZE	Praga / Parilla / B'stone	15	13:31.122	15.754	0.299	52.567	
22	211	DR Germany	DEU	Huber, Manuel	DEU	DR / TM / B'stone	15	13:32.209	16.841	1.087	52.766	
23	136	AVG Racing	NLD	Bos, Jeroen	NLD	Birel / TM / B'stone	15	13:32.559	17.191	0.350	52.723	
24	197	Solgat Motorsport	DEU	Kappis, Patrick	DEU	Birel / TM / B'stone	15	13:24.074	18.706	1.515	52.567	+10.000
25	177	KSH Racing	NLD	Dielissen, Casper	NLD	RK / Modena Engines / B'stone	15	13:35.511	20.143	1.437	53.238	
26	159	DR Srl	ITA	Gudmundsson, Filp	SWE	DR / TM / B'stone	15	13:40.023	24.655	4.512	53.282	
27	158	Dobla B.V.	NLD	Dontje, Milan	NLD	Energy / TM / B'stone	12	10:50.619	3 Laps	3 Laps	52.808	
28	140	BRM Racing	ITA	Bizalion, Charly	FR	BRM / Modena Engines / B'stor	12	10:51.215	3 Laps	0.596	52.727	
29	156	Daems Racing	BEL	Brucculeri, Adrien	BEL	Tony Kart / Vortex / B'stone	10	9:02.813	5 Laps	2 Laps	52.675	
30	128	Da Silva, Clement	FR	Da Silva, Clement	FR	Birel / TM / B'stone	8	7:19.821	7 Laps	2 Laps	52.783	
31	129	Maranello Kart	ITA	Lundberg, Douglas	SWE	Maranello / TM / B'stone	7	6:23.395	8 Laps	1 Lap	53.289	
32	194	RP Motorsport Team	AUT	Diesel, Felix	AUT	BRM / TM / B'stone	4	4:15.406	11 Laps	3 Laps	54.514	
33	213	GP Racing	ITA	Bray, Daniel	NZL	GP / TM / B'stone	3	2:45.392	12 Laps	1 Lap	53.185	
34	207	DR Srl	ITA	Negro, Riccardo	DEU	DR / TM / B'stone	1	58.831	14 Laps	2 Laps	56.441	

No.149 Palou, Alex : 10 sec time penalty for jump start (art 2.20 CIK General Prescriptions). According to Stewards' Decision No.84.

No.197 Kappis, Patrick : 10 sec time penalty for jump start (art 2.20 CIK General Prescriptions). According to Stewards' Decision No.85.

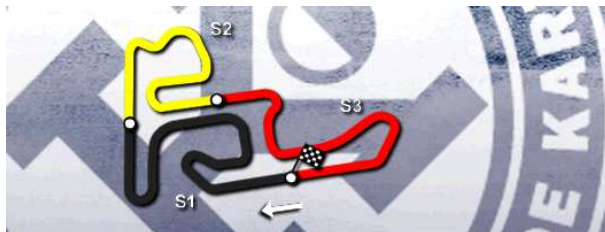
Leaders : No.201 Antonsen, Emil (1-1) / No.180 Schmitz, Alexander (2-15)

Start Time : 30/06 - 11:50:52

Best Lap : No.181 Hiltbrand, Pedro 52.167 93.85 Kph

Weather : Slightly cloudy Air : 18°C Track : Dry

Previous Event Record : No.108 Tiene, Felice 52.174 93.83 Kph



DOCUMENT N° 85
DÉCISION DES COMMISSAIRES SPORTIFS
STEWARDS' DECISION

PÉNALITÉ INFLIGÉE AU CONCURRENT (NOM) : **Solgat Motorsport**
PENALTY INFLICTED UPON THE ENTRANT (NAME):

NATIONALITÉ / NATIONALITY: **DEU**

N°: **197** PILOTE : **Kappis, Patrick**
No.: DRIVER :

Concerne la partie de l'Épreuve : **KZ2 - Prefinal 1**
Concerns the part of the event:

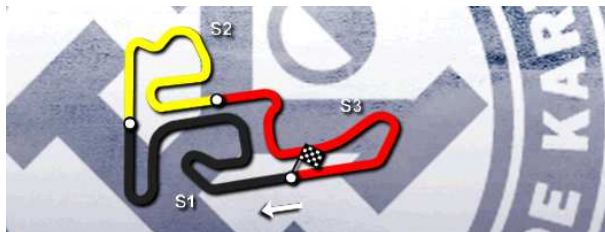
ÉNONCÉ / STATEMENT:
10 sec time penalty in the above session concerned

MOTIF / REASON:
The kart of the Driver concerned moved before the start signal was given (switching off the red lights), reported by the Judge of Facts. Having considered the Report of the Judge of Facts, considering the video evidence and after hearing the Entrant concerned, the Stewards assess this fact as a violation against art 2.20 CIK-FIA General Prescriptions. The Stewards take their decision in application of art. 2.24 CIK-FIA General Prescriptions and art. 152 & 153 FIA International Sporting Code.

Décision annoncée Date / Date: **30/06/2013** Heure / Time: **12:14**
Decision announced

Nom / Name Signature
Président du Collège / Chairman of the Panel:
Horst SEIDEL (DEU) :
Membres du Collège / Members of the Panel:
Jaakko MARKULA (FIN) :
Philippe LACKMAN (BEL) :

NOTIFICATION AU CONCURRENT CONCERNÉ / NOTIFICATION TO THE RELEVANT ENTRANT
Je soussigné :
I undersigned: Nom personnel / personal name
Représentant du Concurrent : **Solgat Motorsport**
Representing the Entrant: Nom du Concurrent / Entrant's name
Certifie avoir reçu notification du document N° **85** des Commissaires Sportifs de l'Épreuve.
Certify that I have been notified of document No. **85** *by the Stewards of the Meeting.*
Date : Heure / Time: Signature :



DOCUMENT N° 84
DÉCISION DES COMMISSAIRES SPORTIFS
STEWARDS' DECISION

PÉNALITÉ INFLIGÉE AU CONCURRENT (NOM) : **CRG SpA**
PENALTY INFLICTED UPON THE ENTRANT (NAME):

NATIONALITÉ / NATIONALITY: **ITA**

N°: **149** PILOTE : **Palou, Alex**
No.: DRIVER :

Concerne la partie de l'Épreuve : **KZ2 - Prefinal 1**
Concerns the part of the event:

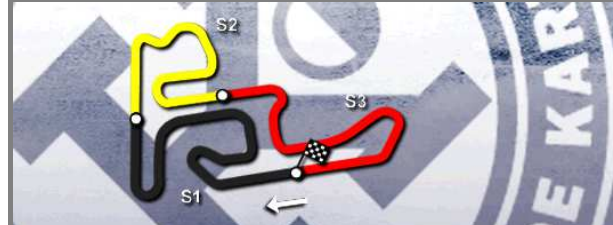
ÉNONCÉ / STATEMENT:
10 sec time penalty in the above session concerned

MOTIF / REASON:
The kart of the Driver concerned moved before the start signal was given (switching off the red lights), reported by the Judge of Facts. Having considered the Report of the Judge of Facts, considering the video evidence and after hearing the Entrant concerned, the Stewards assess this fact as a violation against art 2.20 CIK-FIA General Prescriptions. The Stewards take their decision in application of art. 2.24 CIK-FIA General Prescriptions and art. 152 & 153 FIA International Sporting Code.

Décision annoncée Date / Date: **30/06/2013** Heure / Time: **12:11**
Decision announced

Nom / Name Signature
Président du Collège / Chairman of the Panel:
Horst SEIDEL (DEU) :
Membres du Collège / Members of the Panel:
Jaakko MARKULA (FIN) :
Philippe LACKMAN (BEL) :

NOTIFICATION AU CONCURRENT CONCERNÉ / NOTIFICATION TO THE RELEVANT ENTRANT
Je soussigné :
I undersigned: Nom personnel / personal name
Représentant du Concurrent : **CRG SpA**
Representing the Entrant: Nom du Concurrent / Entrant's name
Certifie avoir reçu notification du document N° **84** des Commissaires Sportifs de l'Épreuve.
Certify that I have been notified of document No. *by the Stewards of the Meeting.*
Date : Heure / Time: Signature :



Genk 26 - 30.06.2013



CIK-FIA European Championship (Rd2)

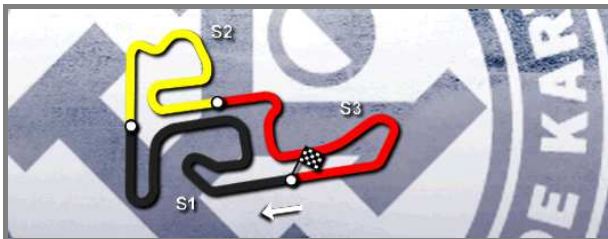
KZ2

Prefinal 1 (PF1)

Lap Chart

For information purposes. No official / regulatory value

	1	2	3	4	5	6	7	8	9	10	11	12	13	14	15	16	17	18	19	20	21	22	23	24	25	26	27	28	29	30	31	32	33	34
Grid	201	130	213	180	176	207	200	190	199	197	149	137	166	150	139	159	181	129	126	204	211	127	138	195	136	215	158	156	209	140	128	109	177	194
Start	130	201	180	213	207	176	190	200	197	199	149	137	150	166	139	159	181	129	126	204	211	127	195	138	215	136	156	140	109	158	128	209	177	194
Lap 1	201	180	130	213	176	207	190	200	197	199	149	137	166	150	139	181	126	129	195	204	215	127	158	140	156	194	138	128	109	136	177	211	209	159
Interval		0.2	0.2	0.1	0.5	0.1	0.1	0.5	0.2	0.1	0.3	0.1	0.1	0.1	0.3	0.2	0.3	0.1	0.5	0.1	0.0	0.1	0.2	0.3	0.2	0.3	0.1	0.1	0.4	0.0	0.5	0.0	0.1	1.6
Lap 2	180	201	130	213	176	190	200	199	149	197	137	166	150	139	181	129	195	126	204	215	127	140	156	158	128	194	138	109	136	211	209	177	159	
Interval		0.0	0.2	0.6	0.1	0.1	0.3	0.6	0.3	0.1	0.1	0.1	0.1	0.2	0.1	0.3	1.0	0.7	0.2	0.2	0.4	0.0	0.1	0.2	0.0	0.1	0.3	0.1	0.3	0.3	0.3	0.3	1.5	
Lap 3	180	130	213	201	176	190	200	199	149	197	137	166	150	181	139	129	195	126	204	215	127	156	140	158	128	138	109	136	209	177	211	159	194	
Interval		1.1	0.1	0.0	0.0	0.1	0.4	0.2	1.1	0.6	0.0	0.0	0.1	0.2	0.2	0.3	0.4	0.5	0.3	0.7	0.0	0.3	0.0	0.2	0.1	0.1	0.5	0.2	0.1	1.1	0.8	0.7	24.8	
Lap 4	180	201	176	190	200	199	149	137	197	166	181	150	139	195	129	130	126	204	127	215	156	158	140	128	109	138	209	136	177	211	159	194		
Interval		2.0	0.4	0.0	0.2	0.1	0.6	1.1	0.1	0.1	0.1	0.1	0.2	0.6	0.1	0.2	0.1	0.1	0.7	0.3	0.1	0.4	0.1	0.0	0.2	0.2	0.1	0.2	1.0	0.4	1.7	25.3		
Lap 5	180	176	201	190	200	199	149	137	197	181	166	150	139	195	130	129	126	204	127	156	215	158	140	138	209	128	136	109	177	211	159			
Interval		2.3	0.1	0.1	0.4	0.2	0.2	1.5	0.1	0.3	0.2	0.0	0.2	0.2	0.3	0.1	0.1	0.4	0.3	0.7	0.4	0.5	0.3	0.7	0.3	0.1	0.2	0.1	0.2	0.0	2.4			
Lap 6	180	176	201	190	200	199	149	181	137	197	150	166	139	195	130	129	126	204	127	156	215	158	140	138	209	128	136	109	211	177	159			
Interval		2.4	0.6	0.1	0.2	0.1	0.1	1.7	0.1	0.1	0.0	0.4	0.4	0.2	0.2	0.3	0.1	0.2	0.2	0.4	0.7	0.2	0.2	0.6	0.3	0.3	0.2	0.3	0.3	0.6	2.5			
Lap 7	180	176	201	190	199	149	200	181	137	150	166	197	139	130	195	126	129	204	127	156	215	158	140	209	138	128	109	211	136	177	159			
Interval		2.4	0.6	0.3	0.4	0.3	0.0	0.8	1.0	0.2	0.3	0.1	0.1	0.4	0.3	0.0	0.3	0.1	0.1	0.3	0.8	0.2	0.3	1.1	0.2	0.1	0.3	0.3	0.0	0.7	2.9			
Lap 8	180	176	201	190	199	149	181	200	150	166	197	137	139	130	126	195	127	156	215	158	140	204	209	138	128	109	136	211	177	159				
Interval		2.4	0.5	0.4	0.3	0.4	0.4	0.2	1.4	0.6	0.1	0.2	0.0	0.1	0.4	0.3	0.5	0.2	0.7	0.2	0.2	0.9	0.0	0.4	0.1	0.3	0.3	0.3	0.8	3.3				
Lap 9	180	176	201	190	199	149	181	200	150	166	197	130	139	126	137	195	127	156	215	158	140	209	138	204	109	136	211	177	159					
Interval		2.4	0.5	0.5	0.7	0.2	0.1	0.9	1.0	0.8	0.4	0.5	0.2	0.1	0.3	0.0	0.2	0.2	0.7	0.3	0.4	0.5	0.4	0.9	0.1	0.3	0.2	1.2	3.3					
Lap 10	180	176	201	190	181	199	149	200	150	166	197	130	139	126	195	137	126	127	158	215	209	138	140	204	109	136	211	177	159					
Interval		2.3	0.6	0.5	0.8	0.2	0.2	1.1	0.4	1.0	0.4	0.5	0.3	0.2	0.7	0.1	0.1	0.0	1.3	0.4	0.2	0.3	0.0	0.7	0.2	0.3	0.3	1.7	4.0					
Lap 11	180	176	201	190	181	199	149	200	150	166	197	130	139	126	195	137	127	158	209	138	140	215	109	204	136	211	177	159						
Interval		2.3	0.4	0.7	0.4	0.7	0.2	1.3	0.0	1.1	0.5	0.3	0.5	0.3	0.6	0.6	1.4	0.2	0.1	0.5	0.3	0.2	0.8	0.1	0.1	0.0	1.9	3.9						
Lap 12	180	176	201	190	181	199	149	150	200	166	197	130	139	126	195	137	127	209	138	138	140	215	109	204	211	136	177	159						
Interval		2.2	0.5	0.5	0.3	1.1	0.1	1.4	0.4	0.7	0.5	0.3	0.4	0.4	0.7	1.0	1.0	0.2	0.3	0.0	0.5	0.4	0.4	0.3	0.4	0.3	2.0	4.0						
Lap 13	180	176	201	190	181	199	149	150	200	166	197	130	139	126	195	137	209	138	127	215	109	204	211	136	177	159								
Interval		2.1	0.5	0.5	0.1	1.5	0.2	1.0	1.0	0.4	0.5	0.2	0.7	0.1	0.8	1.4	1.1	0.2	0.7	0.5	0.1	0.7	0.0	0.1	2.7	4.1								
Lap 14	180	176	201	181	190	199	149	150	200	166	197	130	126	139	195	137	209	138	127	109	215	204	211	136	177	159								
Interval		2.1	0.4	0.7	0.5	1.4	0.2	0.9	1.4	0.1	0.4	0.2	1.1	0.3	0.6	1.8	0.5	0.2	1.0	0.7	0.2	0.4	0.6	0.0	2.9	4.1								
Lap 15	180	176	201	181	190	199	149	150	200	166	197	130	126	139	195	137	209	138	127	109	215	204	211	136	177	159								
Interval		1.9	0.4	0.4	0.9	1.5	0.2	0.9	2.1	0.0	0.1	0.2	0.9	0.5	0.6	2.1	0.0	0.1	1.4	0.2	0.4	0.3	1.0	0.3	2.9	4.5								



KZ2

Prefinal 1 (PF1)
Lap Time Analysis

For information purposes. No official / regulatory value

Laps	Sector 1	Sector 2	Sector 3	Lap Time
No.109 Müller, Marcel				
1	25.968	17.435	16.710	1:00.113
2	21.798	16.050	16.509	54.357
3	21.687	15.982	16.173	53.842
4	21.142	15.904	16.152	53.198
5	21.320	16.964	16.714	54.998
6	21.162	15.866	16.008	53.036
7	20.935	16.095	16.188	53.218
8	20.955	15.869	15.964	52.788
9	21.276	16.052	15.975	53.303
10	21.008	15.766	15.968	52.742
11	20.897	16.022	16.405	53.324
12	20.896	15.724	15.946	52.566
13	20.882	15.799	16.155	52.836
14	21.026	15.905	16.002	52.933
15	20.791	15.724	15.971	52.486

Laps	Sector 1	Sector 2	Sector 3	Lap Time
No.126 Fiault, Charles				
1	24.885	16.666	16.388	57.939
2	21.266	17.600	16.519	55.385
3	21.199	15.981	16.061	53.241
4	21.196	15.954	16.253	53.403
5	21.054	15.941	16.039	53.034
6	21.289	16.043	15.952	53.284
7	20.962	16.063	15.957	52.982
8	20.961	15.968	15.956	52.885
9	21.078	15.965	15.926	52.969
10	21.032	15.933	15.917	52.882
11	20.917	15.855	15.960	52.732
12	20.895	15.861	15.918	52.674
13	20.873	15.880	15.891	52.644
14	20.948	15.845	15.938	52.731
15	20.892	15.818	15.946	52.656

Laps	Sector 1	Sector 2	Sector 3	Lap Time
No.127 Jeleniowski, Marcel				
1	25.426	16.916	16.397	58.739
2	21.953	16.237	17.003	55.193
3	21.311	15.935	16.209	53.455
4	21.223	15.957	16.081	53.261
5	21.020	15.818	16.006	52.844
6	21.033	15.865	16.189	53.087
7	21.145	15.934	15.992	53.071
8	21.196	15.962	15.988	53.146
9	20.918	15.840	15.988	52.746
10	21.019	15.929	16.257	53.205
11	21.326	15.881	17.192	54.399
12	21.002	15.821	15.974	52.797
13	21.037	16.882	16.352	54.271
14	21.055	15.874	15.963	52.892

Laps	Sector 1	Sector 2	Sector 3	Lap Time
No.128 Da Silva, Clement				
15	20.981	15.872	16.073	52.926
1	25.644	17.503	16.399	59.546
2	21.365	16.065	16.846	54.276
3	21.463	16.093	16.141	53.697
4	21.529	15.993	16.148	53.670
5	21.298	16.854	16.674	54.826
6	20.973	15.955	15.947	52.875
7	20.888	16.373	16.158	53.419
8	20.891	16.017	15.875	52.783

Laps	Sector 1	Sector 2	Sector 3	Lap Time
No.129 Lundberg, Douglas				
1	25.152	16.783	16.377	58.312
2	21.207	16.199	16.036	53.442
3	21.534	16.391	16.031	53.956
4	21.411	16.126	16.504	54.041
5	20.979	16.273	16.037	53.289
6	21.294	16.046	15.987	53.327
7	20.982	16.332	16.112	53.426

Laps	Sector 1	Sector 2	Sector 3	Lap Time
No.130 Zanchetta, Marco				
1	23.468	16.254	16.591	56.313
2	21.268	16.284	16.102	53.654
3	21.413	16.012	16.259	53.684
4	26.125	15.953	16.279	58.357
5	20.878	15.965	15.971	52.814
6	21.305	15.916	15.971	53.192
7	20.975	15.936	16.069	52.980
8	20.976	15.949	15.921	52.846
9	21.218	15.929	15.878	53.025
10	20.845	15.920	15.919	52.684
11	20.848	15.765	15.898	52.511
12	20.870	15.817	15.920	52.607
13	20.825	15.853	15.914	52.592
14	20.846	15.813	15.917	52.576
15	20.892	15.923	16.002	52.817

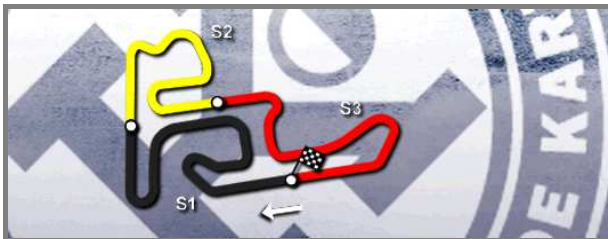
Laps	Sector 1	Sector 2	Sector 3	Lap Time
No.136 Bos, Jeroen				
1	26.474	17.366	16.565	1:00.405
2	22.128	16.081	16.221	54.430
3	21.656	16.207	16.044	53.907
4	21.122	16.392	16.017	53.531
5	21.758	16.063	16.447	54.268
6	20.973	15.958	15.968	52.899
7	20.911	16.307	16.670	53.888
8	21.028	15.833	15.948	52.809
9	21.008	16.180	16.056	53.244
10	20.881	15.857	15.985	52.723
11	20.933	15.915	16.518	53.366

Laps	Sector 1	Sector 2	Sector 3	Lap Time
12	21.435	15.914	15.972	53.321
13	20.841	15.908	15.985	52.734
14	21.182	16.080	16.009	53.271
15	21.460	15.855	16.023	53.338

Laps	Sector 1	Sector 2	Sector 3	Lap Time
No.137 Kremers, Marijn				
1	24.436	16.380	16.462	57.278
2	21.538	16.040	16.125	53.703
3	21.868	16.015	16.246	54.129
4	21.200	15.979	16.164	53.343
5	21.034	15.968	16.096	53.098
6	21.039	15.952	16.353	53.344
7	21.134	15.940	16.091	53.165
8	21.016	16.272	16.726	54.014
9	21.682	16.244	16.068	53.994
10	21.004	15.959	16.406	53.369
11	21.109	15.919	16.114	53.142
12	21.060	15.944	16.114	53.118
13	21.113	15.990	16.150	53.253
14	21.129	15.929	16.125	53.183
15	20.994	15.968	16.239	53.201

Laps	Sector 1	Sector 2	Sector 3	Lap Time
No.138 Specken, Guust				
1	26.026	17.382	16.616	1:00.024
2	22.567	16.049	16.203	54.819
3	21.558	15.886	15.983	53.427
4	21.667	16.124	16.140	53.931
5	21.880	16.017	16.076	53.973
6	20.939	15.776	15.920	52.635
7	21.115	16.738	16.045	53.898
8	20.841	16.026	15.992	52.859
9	20.995	15.732	15.904	52.631
10	20.852	15.900	16.091	52.843
11	20.970	16.001	15.999	52.970
12	20.819	15.810	15.908	52.537
13	20.998	15.911	15.961	52.870
14	20.839	15.781	15.946	52.566
15	20.825	15.788	15.945	52.558

Laps	Sector 1	Sector 2	Sector 3	Lap Time
No.139 Roy, Maxime				
1	24.908	16.495	16.253	57.656
2	21.539	16.143	16.046	53.728
3	21.905	16.321	15.957	54.183
4	21.562	16.065	15.876	53.503
5	21.380	15.986	15.937	53.303
6	21.477	15.968	15.926	53.371
7	21.031	16.007	15.942	52.980
8	21.197	15.992	15.992	53.181
9	21.260	16.192	15.957	53.409
10	21.007	15.850	15.923	52.780



KZ2

**Prefinal 1 (PF1)
Lap Time Analysis**

For information purposes. No official / regulatory value

Laps	Sector 1	Sector 2	Sector 3	Lap Time
11	20.869	15.899	15.906	52.674
12	20.893	15.826	15.877	52.596
13	20.939	15.858	16.071	52.868
14	21.381	15.929	15.921	53.231
15	21.076	15.872	15.959	52.907

No.140 Bizalion, Charly

Laps	Sector 1	Sector 2	Sector 3	Lap Time
1	25.186	17.181	16.520	58.887
2	21.591	16.297	16.803	54.691
3	21.491	15.962	16.326	53.779
4	21.297	16.204	16.517	54.018
5	21.150	16.547	16.020	53.717
6	20.840	15.860	16.027	52.727
7	20.976	15.962	16.174	53.112
8	20.890	15.928	16.090	52.908
9	21.067	15.889	16.043	52.999
10	20.958	16.443	16.523	53.924
11	21.243	15.983	15.977	53.203
12	20.918	15.801	16.017	52.736

No.149 Palou, Alex

Laps	Sector 1	Sector 2	Sector 3	Lap Time
1	24.115	16.641	16.410	57.166
2	21.299	16.205	16.119	53.623
3	21.678	15.964	16.027	53.669
4	21.034	15.934	15.967	52.935
5	20.957	15.828	15.907	52.692
6	20.954	15.961	16.016	52.931
7	21.318	15.846	16.004	53.168
8	21.012	15.817	15.930	52.759
9	20.810	15.827	15.888	52.525
10	21.149	15.836	15.921	52.906
11	20.842	15.825	16.005	52.672
12	20.880	15.774	15.937	52.591
13	20.959	15.869	15.923	52.751
14	20.849	15.839	15.927	52.615
15	20.918	15.823	15.915	52.656

No.150 Pex, Yard

Laps	Sector 1	Sector 2	Sector 3	Lap Time
1	24.735	16.461	16.247	57.443
2	21.547	16.165	16.080	53.792
3	21.832	16.108	15.996	53.936
4	21.856	15.930	15.933	53.719
5	21.238	15.999	16.090	53.327
6	20.994	15.896	15.877	52.767
7	21.234	15.966	16.020	53.220
8	20.815	15.985	15.896	52.696
9	20.807	15.791	15.901	52.499
10	20.778	15.770	15.856	52.404
11	20.730	15.854	15.883	52.467
12	20.911	15.799	15.909	52.619

Laps	Sector 1	Sector 2	Sector 3	Lap Time
13	20.769	15.794	15.861	52.424
14	20.765	15.825	15.882	52.472
15	20.850	15.757	16.010	52.617

No.156 Brucculeri, Adrian

Laps	Sector 1	Sector 2	Sector 3	Lap Time
1	25.657	17.055	16.455	59.167
2	21.580	16.251	16.821	54.652
3	21.435	16.078	16.038	53.551
4	21.088	16.352	16.061	53.501
5	21.011	16.004	16.015	53.030
6	20.868	15.946	15.981	52.795
7	20.947	15.956	16.001	52.904
8	21.086	16.082	15.936	53.104
9	20.849	15.877	15.949	52.675
10	21.014	15.939	16.039	52.992

No.158 Dontje, Milan

Laps	Sector 1	Sector 2	Sector 3	Lap Time
1	25.018	17.006	16.357	58.381
2	22.351	16.202	16.921	55.474
3	21.368	16.094	16.187	53.649
4	21.470	16.000	16.114	53.584
5	20.984	16.569	15.995	53.548
6	20.903	15.882	16.068	52.853
7	21.035	15.946	15.982	52.963
8	21.011	15.991	16.001	53.003
9	20.984	15.851	15.973	52.808
10	21.182	16.031	16.075	53.288
11	21.051	15.949	16.243	53.243
12	21.330	15.852	16.001	53.183

No.159 Gudmundsson, Filp

Laps	Sector 1	Sector 2	Sector 3	Lap Time
1	29.335	17.300	17.031	1:03.666
2	21.794	16.352	16.566	54.712
3	21.366	16.309	16.462	54.137
4	21.486	16.126	16.429	54.041
5	21.327	16.153	16.333	53.813
6	21.500	16.107	16.284	53.891
7	21.292	16.128	16.289	53.709
8	21.301	16.060	16.309	53.670
9	21.209	16.159	16.212	53.580
10	21.523	16.180	16.224	53.927
11	21.125	16.022	16.135	53.282
12	21.206	16.112	16.134	53.452
13	21.116	16.204	16.229	53.549
14	21.216	16.025	16.117	53.358
15	21.215	16.297	16.246	53.758

No.166 Aceto, Massimo

Laps	Sector 1	Sector 2	Sector 3	Lap Time
1	24.449	16.605	16.236	57.290
2	21.506	16.152	16.088	53.746

Laps	Sector 1	Sector 2	Sector 3	Lap Time
3	21.811	16.085	16.119	54.015
4	21.437	16.002	16.079	53.518
5	21.192	16.017	16.376	53.585
6	21.325	15.943	15.983	53.251
7	21.021	16.004	16.149	53.174
8	20.887	15.914	16.197	52.998
9	20.899	15.845	15.871	52.615
10	20.881	15.801	15.962	52.644
11	20.838	15.861	15.890	52.589
12	20.918	15.853	15.923	52.694
13	20.839	15.812	15.951	52.602
14	20.845	15.889	15.931	52.665
15	20.945	16.075	16.172	53.192

No.176 Habulin, Kristijan

Laps	Sector 1	Sector 2	Sector 3	Lap Time
1	23.659	16.335	16.236	56.230
2	21.039	16.565	16.122	53.726
3	21.001	15.964	16.129	53.094
4	21.704	16.217	16.039	53.960
5	20.807	15.877	15.995	52.679
6	20.927	15.895	15.946	52.768
7	20.910	15.825	15.936	52.671
8	20.849	15.855	15.903	52.607
9	20.768	15.769	15.878	52.415
10	20.751	15.784	15.867	52.402
11	20.801	15.833	15.907	52.541
12	20.757	15.796	15.862	52.415
13	20.770	15.813	15.885	52.468
14	20.752	15.792	15.837	52.381
15	20.767	15.838	15.899	52.504

No.177 Dielissen, Casper

Laps	Sector 1	Sector 2	Sector 3	Lap Time
1	26.200	17.226	16.879	1:00.305
2	21.937	16.510	16.556	55.003
3	21.414	16.478	16.185	54.077
4	21.226	15.955	16.183	53.364
5	21.068	15.956	16.529	53.553
6	21.729	16.012	16.111	53.852
7	21.143	15.933	16.209	53.285
8	21.127	16.020	16.157	53.304
9	21.184	16.073	16.280	53.537
10	21.088	15.972	16.178	53.238
11	21.219	15.996	16.153	53.368
12	21.196	16.052	16.138	53.386
13	21.192	16.080	16.145	53.417
14	21.140	16.091	16.175	53.406
15	21.153	16.050	16.171	53.374



KZ2

**Prefinal 1 (PF1)
Lap Time Analysis**

For information purposes. No official / regulatory value

Laps	Sector 1	Sector 2	Sector 3	Lap Time	Laps	Sector 1	Sector 2	Sector 3	Lap Time	Laps	Sector 1	Sector 2	Sector 3	Lap Time
No.180 Schmitz, Alexander					No.194 Diesel, Felix					No.200 Van Meever, Maks				
1	23.323	16.125	16.212	55.660	1	25.093	17.189	16.565	58.847	1	23.975	16.475	16.330	56.780
2	21.234	16.176	16.204	53.614	2	22.128	16.073	16.478	54.679	2	21.188	16.048	16.190	53.426
3	20.905	15.901	16.052	52.858	3	22.175	40.892	19.152	1:22.219	3	21.053	15.972	16.163	53.188
4	20.941	15.833	16.011	52.785	4	21.974	16.221	16.319	54.514	4	21.396	16.118	16.113	53.627
5	20.937	15.874	15.994	52.805	No.195 Zimmermann, Tim					5	21.073	15.886	16.082	53.041
6	20.821	15.886	15.991	52.698	1	25.052	16.830	16.516	58.398	6	20.970	15.907	16.222	53.099
7	20.896	15.817	15.938	52.651	2	21.264	16.466	16.186	53.916	7	21.334	15.904	16.266	53.504
8	20.846	15.814	15.929	52.589	3	21.160	16.034	16.171	53.365	8	21.271	15.849	16.256	53.376
9	20.828	15.778	15.844	52.450	4	21.179	15.975	16.270	53.424	9	21.021	15.885	16.028	52.934
10	20.758	15.828	15.953	52.539	5	20.991	15.964	15.949	52.904	10	20.951	15.918	16.080	52.949
11	20.769	15.783	15.984	52.536	6	21.363	15.963	16.006	53.332	11	20.934	15.888	16.022	52.844
12	20.825	15.798	15.902	52.525	7	20.962	16.000	16.593	53.555	12	21.277	15.885	16.030	53.192
13	20.770	15.836	15.891	52.497	8	20.925	16.388	16.014	53.327	13	21.005	15.920	16.015	52.940
14	20.771	15.791	15.893	52.455	9	21.090	15.978	16.010	53.078	14	20.997	15.887	16.018	52.902
15	20.808	15.864	16.014	52.686	10	21.062	15.959	16.091	53.112	15	20.970	16.066	16.293	53.329
No.181 Hiltbrand, Pedro					No.197 Kappis, Patrick					No.201 Antonsen, Emil				
1	24.896	16.571	16.318	57.785	1	23.977	16.545	16.312	56.834	1	23.233	16.265	16.335	55.833
2	21.503	16.133	16.014	53.650	2	21.248	16.669	16.404	54.321	2	21.325	16.123	16.435	53.883
3	21.539	16.186	16.004	53.729	3	21.837	16.028	16.335	54.200	3	21.496	16.015	16.589	54.100
4	21.286	16.016	16.032	53.334	4	21.413	15.954	16.135	53.502	4	21.598	15.899	16.080	53.577
5	21.226	15.956	16.042	53.224	5	21.084	16.001	16.073	53.158	5	21.043	15.904	16.264	53.211
6	20.834	15.890	15.976	52.700	6	21.038	15.946	16.295	53.279	6	21.014	15.958	16.357	53.329
7	20.784	15.705	15.798	52.287	7	21.160	15.997	16.662	53.819	7	20.911	15.796	15.920	52.627
8	20.625	15.752	15.924	52.301	8	21.140	15.914	15.965	53.019	8	20.813	15.793	15.949	52.555
9	20.704	15.680	15.816	52.200	9	21.068	15.857	15.952	52.877	9	20.794	15.746	15.883	52.423
10	20.713	15.710	15.868	52.291	10	20.825	15.842	15.988	52.655	10	20.793	15.760	15.907	52.460
11	20.631	15.678	15.858	52.167	11	20.888	15.851	16.020	52.759	11	20.729	15.735	15.915	52.379
12	20.716	15.750	15.829	52.295	12	20.870	15.816	15.935	52.621	12	20.753	15.849	15.911	52.513
13	20.715	15.689	15.773	52.177	13	20.872	15.820	15.975	52.667	13	20.831	15.743	15.875	52.449
14	20.825	15.675	15.784	52.284	14	20.843	15.824	15.900	52.567	14	20.713	15.752	15.810	52.275
15	20.641	15.697	15.832	52.170	15	20.824	15.938	16.102	52.864	15	20.808	15.813	15.858	52.479
No.190 Marcon, Nicola					No.199 Charles, Kenny					No.204 Maxa, Radim				
1	23.779	16.328	16.275	56.382	1	24.142	16.461	16.377	56.980	1	25.310	16.542	16.862	58.714
2	21.402	16.122	16.094	53.618	2	21.172	16.333	16.122	53.627	2	21.481	16.547	16.637	54.665
3	21.029	15.981	16.061	53.071	3	20.949	15.874	16.025	52.848	3	21.410	15.811	16.129	53.350
4	21.654	15.959	16.231	53.844	4	21.274	16.104	16.096	53.474	4	21.074	15.944	16.234	53.252
5	21.077	15.787	16.040	52.904	5	21.117	15.920	16.088	53.125	5	21.419	15.844	15.997	53.260
6	21.076	15.867	16.348	53.291	6	20.981	15.868	16.124	52.973	6	20.992	16.146	16.027	53.165
7	21.004	15.822	16.001	52.827	7	21.073	15.902	15.973	52.948					
8	20.885	15.824	16.004	52.713										
9	20.840	15.706	15.886	52.432										
10	20.830	15.780	15.933	52.543										
11	20.830	15.740	15.957	52.527										
12	20.798	15.668	15.911	52.377										
13	20.808	15.713	15.884	52.405										
14	21.367	15.678	15.903	52.948										


KZ2

CIK-FIA European Championship (Rd2)

KZ2
Prefinal 1 (PF1)
Lap Time Analysis

For information purposes. No official / regulatory value

Laps	Sector 1	Sector 2	Sector 3	Lap Time
7	20.951	16.199	16.039	53.189
8	21.254	17.690	16.757	55.701
9	21.882	16.139	16.041	54.062
10	20.922	15.802	15.982	52.706
11	20.822	16.233	16.627	53.682
12	21.001	15.708	16.020	52.729
13	20.939	15.921	16.399	53.259
14	21.077	15.783	16.002	52.862
15	20.903	15.695	15.969	52.567

No.207 Negro, Riccardo

1	23.625	16.284	16.532	56.441
---	---------------	---------------	---------------	---------------

No.209 Cunati, Simone

1	26.521	17.035	17.256	1:00.812
2	21.988	16.342	16.090	54.420
3	21.179	16.177	15.996	53.352
4	21.132	16.043	15.989	53.164
5	21.284	16.395	16.471	54.150
6	20.908	15.882	15.870	52.660
7	20.848	16.469	16.037	53.354
8	20.895	15.843	15.927	52.665
9	20.909	15.817	15.883	52.609
10	20.791	16.154	15.998	52.943
11	20.829	15.788	16.127	52.744
12	20.943	15.843	15.914	52.700
13	20.869	16.161	15.945	52.975
14	20.833	15.856	15.891	52.580
15	20.754	15.877	16.076	52.707

No.211 Huber, Manuel

1	28.330	16.267	16.775	1:01.372
2	21.922	16.205	16.093	54.220
3	21.394	18.037	16.163	55.594
4	21.075	15.917	16.024	53.016
5	20.981	15.798	16.359	53.138
6	21.204	15.920	16.004	53.128
7	20.946	15.956	16.271	53.173
8	21.360	15.860	15.962	53.182
9	20.926	16.153	16.115	53.194
10	20.912	15.853	16.001	52.766
11	20.892	15.865	16.354	53.111
12	21.088	15.825	16.005	52.918
13	20.942	15.879	16.071	52.892
14	21.139	16.124	16.161	53.424
15	21.229	15.779	16.010	53.018

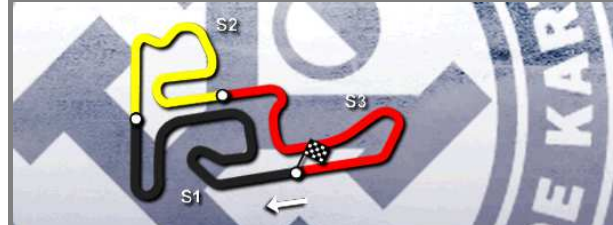
No.213 Bray, Daniel

1	23.466	16.140	16.273	55.879
2	21.236	16.823	16.063	54.122

Laps	Sector 1	Sector 2	Sector 3	Lap Time
3	21.013	15.925	16.247	53.185

No.215 Buznikov, Philipp

1	25.061	16.819	16.395	58.275
2	21.935	16.244	16.748	54.927
3	21.537	15.972	16.292	53.801
4	21.150	16.523	16.042	53.715
5	21.071	16.601	15.960	53.632
6	21.145	15.976	15.999	53.120
7	21.042	15.971	15.979	52.992
8	20.960	16.046	15.988	52.994
9	20.937	15.836	15.943	52.716
10	21.402	16.585	16.080	54.067
11	21.366	16.639	16.107	54.112
12	21.033	15.894	15.986	52.913
13	20.937	15.941	16.266	53.144
14	20.982	16.283	16.016	53.281
15	20.880	15.857	15.958	52.695



KZ2

Prefinal 1 (PF1)

Document 67

Starting Grid

Subject to scrutineering & sporting investigations

177	Dielissen, Casper RK / Modena Engines / B'stone		17	194	Diesel, Felix BRM / TM / B'stone	
128	Da Silva, Clement Birel / TM / B'stone		16	109	Müller, Marcel CRG / Modena Engines / B'stone	
209	Cunati, Simone Top Kart / Parilla / B'stone		15	140	Bizalion, Charly BRM / Modena Engines / B'stone	
158	Dontje, Milan Energy / TM / B'stone		14	156	Brucculeri, Adrien Tony Kart / Vortex / B'stone	
136	Bos, Jeroen Birel / TM / B'stone		13	215	Buznikov, Philipp CRG / TM / B'stone	
138	Specken, Guust Birel / TM / B'stone		12	195	Zimmermann, Tim ART GP / TM / B'stone	
211	Huber, Manuel DR / TM / B'stone		11	127	Jeleniowski, Marcel CRG / TM / B'stone	
126	Fiault, Charles Sodi / Parilla / B'stone		10	204	Maxa, Radim Praga / Parilla / B'stone	
181	Hiltbrand, Pedro LH / Maxter / B'stone		9	129	Lundberg, Douglas Maranello / TM / B'stone	
139	Roy, Maxime Tony Kart / Vortex / B'stone		8	159	Gudmundsson, Filp DR / TM / B'stone	
166	Aceto, Massimo Righetti / TM / B'stone		7	150	Pex, Yard CRG / TM / B'stone	
149	Palou, Alex CRG / Maxter / B'stone		6	137	Kremers, Marijn Birel / TM / B'stone	
199	Charles, Kenny Merlin / TM / B'stone		5	197	Kappis, Patrick Birel / TM / B'stone	
200	Van Meever, Maks Lenzokart / TM / B'stone		4	190	Marcon, Nicola Tony Kart / Vortex / B'stone	
176	Habulin, Kristijan CRG / Modena Engines / B'stone		3	207	Negro, Riccardo DR / TM / B'stone	
213	Bray, Daniel GP / TM / B'stone		2	180	Schmitz, Alexander Tony Kart / Vortex / B'stone	
201	Antonsen, Emil DR / TM / B'stone		1	130	Zanchetta, Marco Maranello / TM / B'stone	

POLE POSITION

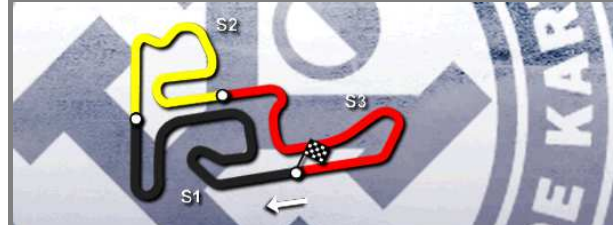


Start : 30/06 - 11:50 15 Laps = 20.400 Km



Qualifying **Heats**





KZ2 Qualifying Heats (QH)
Results

Document 66.1 OFFICIAL

Subject to scrutineering & sporting investigations

Rnk	No.	Driver	Nat	Qp	F-G	D-E	B-C	A-G	B-E	C-D	A-B	D-F	E-G	A-C	B-D	E-F	B-G	A-F	C-E	B-F	A-D	C-G	A-E	D-G	C-F	Points
1	201	Antonsen, Emil		10	-	-	4	-	-	0	-	-	-	2	-	-	-	0	-	-	0	-	-	2	8	
2	104	Midrla, Jan		20	2	-	-	-	-	-	-	3	-	-	-	0	-	2	-	0	-	-	-	3	10	
3	130	Zanchetta, Marco		29	-	-	-	0	-	-	2	-	-	5	-	-	3	-	-	0	-	0	-	-	10	
4	168	Szymkowiak, Jules		11	-	6	-	-	-	4	-	0	-	-	0	-	-	-	-	3	-	-	3	-	16	
5	213	Bray, Daniel		14	6	-	-	9	-	-	-	-	0	-	-	-	0	-	-	-	2	-	0	-	17	
6	165	Johansson, Joel		27	0	-	-	-	-	-	-	6	-	-	-	3	-	4	-	4	-	-	-	0	17	
7	180	Schmitz, Alexander		18	-	4	-	-	-	3	-	7	-	-	3	-	-	-	-	2	-	-	2	-	21	
8	155	Wiggers, Symen		15	-	-	-	3	-	-	5	-	-	0	-	-	6	-	-	4	-	4	-	-	22	
9	176	Habulin, Kristijan		3	-	-	0	-	-	2	-	-	-	13	-	-	-	2	-	-	3	-	-	5	25	
10	205	Paauwe, Menno		5	-	3	-	-	2	-	-	-	13	-	-	2	-	3	-	-	3	-	-	26		
11	207	Negro, Riccardo		8	-	-	-	2	-	-	0	-	-	14	-	-	-	0	-	11	-	2	-	-	29	
12	122	Öberg, Victor		2	-	-	2	-	3	-	3	-	-	-	24	-	3	-	-	2	-	-	-	-	37	
13	200	Van Meever, Maks		7	11	-	-	11	-	-	-	-	5	-	-	4	-	-	-	5	-	6	-	-	42	
14	164	Hays, Christopher		43	-	-	-	5	-	-	8	-	-	6	-	-	-	12	-	5	-	6	-	-	42	
15	190	Marcon, Nicola		34	4	-	-	-	-	-	-	21	-	-	-	4	-	11	-	3	-	-	-	4	47	
16	124	Tilloca, Luca		62	7	-	-	-	-	-	-	5	-	-	-	10	-	9	-	9	-	-	-	9	49	
17	199	Charles, Kenny		1	-	-	-	4	-	-	4	-	-	3	-	-	-	5	-	16	-	21	-	-	53	
18	135	Illgen, Kevin		49	10	-	-	7	-	-	-	-	11	-	-	-	10	-	-	-	11	-	4	-	53	
19	197	Kappis, Patrick		12	-	0	-	-	4	-	-	-	21	-	-	6	-	-	4	-	-	19	-	-	54	
20	142	Zanchi, Matteo		22	-	-	-	6	-	-	12	-	-	4	-	-	-	14	-	-	7	-	11	-	54	
21	149	Palou, Alex		28	3	-	-	8	-	-	-	-	22	-	-	-	2	-	-	-	4	-	19	-	58	
22	185	Van Moorsel, Jordi		30	-	-	6	-	11	-	14	-	-	-	10	-	5	-	-	12	-	-	-	-	58	
23	137	Kremers, Marijn		24	-	-	10	-	-	9	-	-	-	8	-	-	-	9	-	-	10	-	-	14	60	
24	133	Romkema, Ricardo		23	-	-	19	-	6	-	6	-	-	-	2	-	6	-	-	22	-	-	-	-	61	
25	166	Aceto, Massimo		47	-	10	-	-	13	-	-	-	3	-	-	24	-	-	6	-	-	5	-	-	61	
26	192	Bombardelli, Luca		26	-	7	-	-	10	-	-	-	17	-	-	11	-	-	10	-	-	8	-	-	63	
27	150	Pex, Yard		52	-	-	7	-	-	24	-	-	-	7	-	-	-	13	-	-	7	-	-	7	65	
28	152	Schmidt, Dominik		53	-	13	-	-	-	13	-	14	-	-	6	-	-	-	-	8	-	-	11	-	65	
29	139	Roy, Maxime		31	-	-	12	-	-	6	-	-	-	21	-	-	-	7	-	-	8	-	-	15	69	
30	160	Rismyhr, Finn Erik		6	13	-	-	-	-	-	-	24	-	-	-	7	-	8	-	13	-	-	-	6	71	
31	159	Gudmundsson, Filp		16	-	-	3	-	9	-	20	-	-	-	9	-	9	-	-	21	-	-	-	-	71	
32	123	Brenna, Simone		39	-	12	-	-	-	8	-	13	-	-	4	-	-	-	-	13	-	-	21	-	71	
33	181	Hiltbrand, Pedro		19	-	2	-	-	0	-	-	-	16	-	-	21	-	-	23	-	-	10	-	-	72	
34	174	Pescador, Jorge		9	-	-	14	-	7	-	7	-	-	-	19	-	21	-	-	5	-	-	-	-	73	
35	129	Lundberg, Douglas		70	9	-	-	10	-	-	-	-	19	-	-	-	11	-	-	-	6	-	18	-	73	
36	108	Tiene, Felice		5	-	-	-	-	-	-	-	16	-	-	-	8	-	10	-	11	-	-	-	23	73	
37	126	Fiault, Charles		13	20	-	-	-	-	-	-	2	-	-	-	5	-	22	-	18	-	-	-	8	75	
38	143	Piccini, Alessio		35	14	-	-	15	-	-	-	-	20	-	-	-	7	-	-	-	9	-	10	-	75	
39	204	Maxa, Radim		45	-	-	8	-	-	7	-	-	-	20	-	-	-	8	-	-	12	-	-	22	77	
40	191	Marconi, Tommaso		25	-	14	-	-	-	11	-	22	-	-	5	-	-	-	-	6	-	-	20	-	78	
41	211	Huber, Manuel		40	-	11	-	-	12	-	-	-	18	-	-	17	-	-	11	-	-	9	-	-	78	
42	144	Manetti, Alessandro		51	-	-	5	-	23	-	11	-	-	-	17	-	15	-	-	7	-	-	-	-	78	
43	127	Jeleniowski, Marcel		76	26	-	-	-	-	-	-	4	-	-	-	12	-	15	-	8	-	-	-	13	78	
44	184	Norris, John		17	-	-	11	-	-	5	-	-	-	26	-	-	-	5	-	-	22	-	-	10	79	
45	138	Specken, Guust		68	-	17	-	-	15	-	-	-	12	-	-	13	-	-	16	-	-	7	-	-	80	
46	151	Rasmussen, Nikolaj		74	-	24	-	-	-	10	-	10	-	-	12	-	-	-	-	10	-	-	14	-	80	
47	195	Zimmermann, Tim		67	-	8	-	-	-	23	-	11	-	-	23	-	-	-	-	9	-	-	7	-	81	
48	161	Idzkowski, Bartosz		37	-	-	23	-	17	-	10	-	-	-	18	-	8	-	-	6	-	-	-	-	82	



KZ2

 Qualifying Heats (QH)

 Results

Document 66.1 OFFICIAL

Subject to scrutineering & sporting investigations

Rnk	No.	Driver	Nat	Qp	F-G	D-E	B-C	A-G	B-E	C-D	A-B	D-F	E-G	A-C	B-D	E-F	B-G	A-F	C-E	B-F	A-D	C-G	A-E	D-G	C-F	Points
49	136	Bos, Jeroen		38	-	-	15	-	-	14	-	-	-	9	-	-	-	15	-	-	14	-	-	16	83	
50	125	Christensen, Toke		54	-	9	-	-	21	-	-	-	15	-	-	14	-	-	12	-	-	12	-	-	83	
51	215	Buznikov, Philipp		56	21	-	-	16	-	-	-	-	10	-	-	-	13	-	-	-	-	15	-	9	84	
52	210	Savona, Federico		73	-	-	13	-	-	12	-	-	-	22	-	-	-	14	-	-	13	-	-	11	85	
53	158	Dontje, Milan		48	8	-	-	-	-	-	-	20	-	-	-	9	-	13	-	15	-	-	-	21	86	
54	206	Kreutz, Patrick		63	17	-	-	23	-	-	-	-	4	-	-	-	17	-	-	-	17	-	8	-	86	
55	156	Brucculeri, Adrien		77	15	-	-	22	-	-	-	-	14	-	-	-	12	-	-	-	19	-	5	-	87	
56	220	Törnqvist, Person Benjam		82	-	15	-	-	16	-	-	-	9	-	-	18	-	-	17	-	-	13	-	-	88	
57	209	Cunati, Simone		79	-	-	9	-	8	-	22	-	-	-	14	-	23	-	-	14	-	-	-	-	90	
58	163	Faint, Jason		64	-	-	-	14	-	-	15	-	-	11	-	-	-	17	-	-	14	-	20	-	91	
59	140	Bizalion, Charly		21	16	-	-	12	-	-	-	-	2	-	-	-	16	-	-	-	21	-	25	-	92	
60	131	Becker, Julian		41	12	-	-	-	-	-	-	8	-	-	-	16	-	24	-	20	-	-	-	12	92	
61	128	Da Silva, Clement		50	-	-	-	13	-	-	9	-	-	16	-	-	-	7	-	-	22	-	25	-	92	
62	202	Gyr, Kevin		46	-	18	-	-	-	15	-	18	-	-	11	-	-	-	-	-	20	-	-	13	95	
63	109	Müller, Marcel		72	-	-	22	-	20	-	13	-	-	-	13	-	19	-	-	10	-	-	-	-	97	
64	208	Pronenko, Danijl		58	-	-	17	-	18	-	16	-	-	-	16	-	14	-	-	17	-	-	-	-	98	
65	177	Dielissen, Casper		42	18	-	-	20	-	-	-	-	8	-	-	-	18	-	-	-	20	-	17	-	101	
66	216	Gagen, Seva		44	-	-	16	-	24	-	18	-	-	-	7	-	20	-	-	16	-	-	-	-	101	
67	194	Diesel, Felix		69	22	-	-	-	-	-	-	12	-	-	-	15	-	16	-	19	-	-	-	17	101	
68	146	Dresen, Andreas		75	-	19	-	-	19	-	-	-	7	-	-	20	-	-	19	-	-	-	17	-	101	

Not qualified

69	141	Ghidella, Matteo		33	-	5	-	-	5	-	-	-	23	-	-	23	-	-	24	-	-	-	22	-	-	102
70	132	Hansen, Jonas		32	-	22	-	-	-	16	-	9	-	-	21	-	-	-	-	23	-	-	12	-	-	103
71	193	Poulsen, Lasse		60	-	20	-	-	-	18	-	17	-	-	20	-	-	-	-	12	-	-	16	-	-	103
72	173	Osmera, Jan		61	-	23	-	-	22	-	-	-	6	-	-	19	-	-	18	-	-	15	-	-	103	
73	157	De Gaye, Brice		4	-	21	-	-	-	17	-	15	-	-	8	-	-	-	-	17	-	-	26	-	104	
74	162	Eisenbeis, Christian		71	-	-	-	21	-	-	17	-	-	15	-	-	-	19	-	-	19	-	16	-	107	
75	170	Kuovi, Jan		78	-	-	-	18	-	-	23	-	-	12	-	-	-	18	-	-	18	-	18	-	107	
76	147	Weber, Johann Stefan		57	-	-	-	17	-	-	19	-	-	23	-	-	-	21	-	-	15	-	14	-	109	
77	188	Movsesian, Serkos		80	-	-	21	-	-	21	-	-	-	18	-	-	-	21	-	-	16	-	-	18	115	
78	169	Harmuth, Nicolas		81	-	16	-	-	-	22	-	19	-	-	22	-	-	-	-	21	-	-	15	-	115	
79	153	Steeaman, Pepijn		59	-	-	24	-	-	20	-	-	-	10	-	-	-	20	-	-	18	-	-	24	116	
80	148	Kooijman, Finn		65	-	-	20	-	14	-	24	-	-	-	15	-	22	-	-	23	-	-	-	-	118	
81	182	Prosperi, Enrico		66	-	-	18	-	-	19	-	-	-	19	-	-	-	22	-	-	26	-	-	19	123	
82	172	Jilek, Michal		55	19	-	-	-	-	-	-	23	-	-	-	22	-	20	-	24	-	-	-	20	128	
83	154	Törnqvist, Morgen		36	-	-	-	19	-	-	21	-	-	17	-	-	-	23	-	-	25	-	25	-	130	
84	217	Oswald, Rene			25	-	-	25	-	-	-	-	25	-	-	-	25	-	-	-	25	-	25	-	150	



KZ2

Qualifying Heat C-F
Results

Document 65

Subject to scrutineering & sporting investigations

Rnk	No.	Entrant	Nat	Driver	Nat	Equipment	Laps	Gap	Interv.	Best Lap	Points
1	165	Energy Corse	ITA	Johansson, Joel	SWE	Energy / TM / B'stone	12			52.460	0
2	201	DR Srl	ITA	Antonsen, Emil	NOR	DR / TM / B'stone	12	0.329	0.329	52.484	2
3	104	Birel Motorsport	ITA	Midrła, Jan	CZE	Birel / TM / B'stone	12	1.014	0.685	52.681	3
4	190	Marcon, Alessandro	ITA	Marcon, Nicola	ITA	Tony Kart / Vortex / B'stone	12	1.631	0.617	52.673	4
5	176	KK '1'	HRV	Habulin, Kristijan	HRV	CRG / Modena Engines / B'stone	12	1.918	0.287	52.687	5
6	160	DR Srl	ITA	Rismyhr, Finn Erik	NOR	DR / TM / B'stone	12	2.248	0.330	52.760	6
7	150	CRG Holland	NLD	Pex, Yard	NLD	CRG / TM / B'stone	12	2.395	0.147	52.388	7
8	126	Fiault, Charles	FRA	Fiault, Charles	FRA	Sodi / Parilla / B'stone	12	4.103	1.708	52.739	8
9	124	Maranello Kart	ITA	Tilloca, Luca	ITA	Maranello / TM / B'stone	12	6.432	2.329	52.825	9
10	184	Mach 1 Motorsport	DEU	Norris, John	IRL	Mach 1 / TM / B'stone	12	8.014	1.582	52.994	10
11	210	Comer	ITA	Savona, Federico	ITA	Top Kart / TM / B'stone	12	8.108	0.094	52.794	11
12	131	KSM Racing Team	DEU	Becker, Julian	DEU	Tony Kart / Vortex / B'stone	12	8.170	0.062	52.714	12
13	127	CRG Holland	NLD	Jeleniowski, Marcel	DEU	CRG / TM / B'stone	12	8.465	0.295	52.642	13
14	137	AVG Racing	NLD	Kremers, Marijn	NLD	Birel / TM / B'stone	12	9.879	1.414	53.065	14
15	139	Goudant, Cédric	FRA	Roy, Maxime	FRA	Tony Kart / Vortex / B'stone	12	10.389	0.510	53.061	15
16	136	AVG Racing	NLD	Bos, Jeroen	NLD	Birel / TM / B'stone	12	10.639	0.250	52.997	16
17	194	RP Motorsport Team	AUT	Diesel, Felix	AUT	BRM / TM / B'stone	12	10.714	0.075	52.964	17
18	188	Maranello Kart	ITA	Movsesian, Serkos	ITA	Maranello / TM / B'stone	12	12.565	1.851	53.135	18
19	182	Pescador, Luis	ESP	Prosperi, Enrico	ESP	Tony Kart / Vortex / B'stone	12	14.173	1.608	53.401	19
20	172	Joka Kart Team	CZE	Jilek, Michal	CZE	Birel / TM / B'stone	12	34.877	20.704	53.118	20
21	158	Dobla B.V.	NLD	Dontje, Milan	NLD	Energy / TM / B'stone	3	9 Laps	9 Laps	53.586	21
22	204	Praga Kart Racing	CZE	Maxa, Radim	CZE	Praga / Parilla / B'stone	3	9 Laps	1.654	53.617	22
23	108	CRG SpA	ITA	Tiene, Felice	ITA	CRG / Maxter / B'stone	3	9 Laps	0.257	52.838	23
24	153	CRG Holland	NLD	Steeiman, Pepijn	NLD	CRG / TM / B'stone	0	12 Laps	3 Laps		24

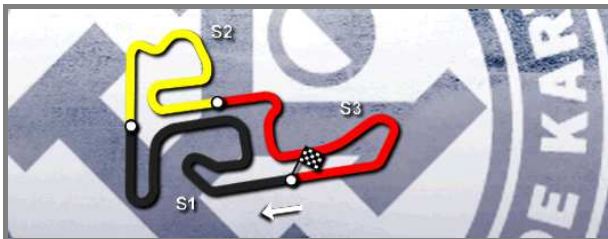
Leaders : No.176 Habulin, Kristijan (1-6) / No.201 Antonsen, Emil (7-8) / No.165 Johansson, Joel (9-12)

Start Time : 29/06 - 18:01:42

Best Lap : No.150 Pex, Yard 52.388 93.45 Kph

Weather : Slightly cloudy Air : 18°C Track : Dry

Event Record : No.108 Tiene, Felice 52.174 93.83 Kph



Genk 26 - 30.06.2013



CIK-FIA European Championship (Rd2)

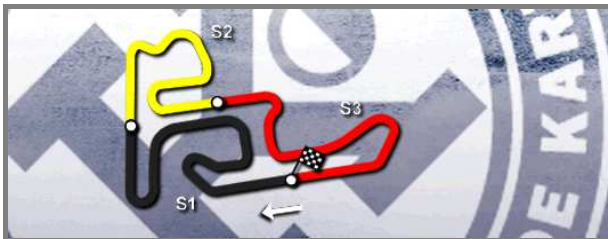
KZ2

Qualifying Heat C-F

Lap Chart

For information purposes. No official / regulatory value

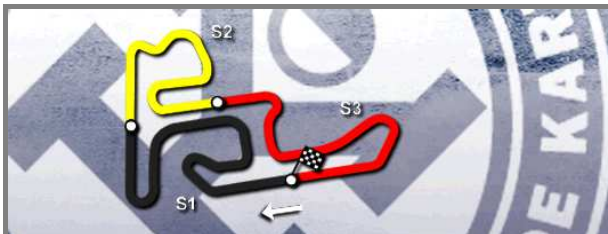
	1	2	3	4	5	6	7	8	9	10	11	12	13	14	15	16	17	18	19	20	21	22	23	24
Grid	176	160	201	126	184	104	137	165	139	190	136	131	204	158	150	172	153	124	182	194	210	127	188	108
Start	160	176	201	126	184	104	137	165	190	139	136	204	158	131	150	194	124	172	153	127	108	182	210	188
Lap 1 Interval	176	160 0.1	104 0.2	201 0.1	137 0.7	126 0.2	165 0.2	190 0.5	158 0.1	124 0.1	184 0.3	139 0.1	136 0.3	150 0.1	204 0.7	131 0.4	210 0.1	127 0.0	108 0.2	188 0.2	182 0.1	194 0.1	172 21.9	
Lap 2	176	160 0.1	201 0.2	104 0.1	137 0.6	126 0.2	165 0.3	190 0.2	124 0.4	158 0.2	184 0.3	139 0.1	150 0.4	136 0.2	204 0.5	210 0.0	127 0.5	108 0.3	131 0.3	194 0.5	188 0.3	182 0.7	172 20.4	
Lap 3	176	160 0.3	201 0.1	104 0.1	165 0.6	137 0.4	190 0.4	126 0.3	124 0.1	158 0.1	184 0.1	139 0.1	150 0.1	210 0.9	136 0.0	204 0.2	108 0.2	127 0.3	131 0.3	194 0.4	188 1.1	182 0.7	172 20.4	
Lap 4	176	201 0.4	104 0.4	165 0.3	160 0.1	190 0.8	137 0.5	124 0.1	126 0.3	184 0.7	150 0.0	139 0.3	210 0.1	136 0.2	127 0.0	131 0.4	194 0.3	188 1.4	182 0.9	172 20.6				
Lap 5	176	201 0.3	104 0.5	165 0.1	160 0.6	190 0.4	126 1.7	124 0.5	150 0.1	184 0.5	137 1.0	210 0.3	127 0.0	131 0.5	136 0.1	139 0.0	194 0.0	188 0.6	182 1.1	172 20.6				
Lap 6	176	201 0.1	165 0.5	104 0.3	160 0.2	190 0.3	126 1.8	150 0.3	184 1.1	124 0.2	210 1.2	137 0.1	131 0.4	127 0.1	136 0.3	139 0.2	194 0.1	188 0.1	182 1.3	172 20.5				
Lap 7	201	165 0.3	176 0.0	104 0.2	160 0.1	190 0.3	126 1.8	150 0.1	124 2.0	184 0.3	210 0.8	131 0.3	137 0.6	127 0.0	136 0.2	139 0.0	194 0.3	188 0.3	182 1.3	172 20.8				
Lap 8	201	165 0.2	176 0.2	104 0.1	190 0.4	160 0.2	150 1.6	126 0.3	124 1.9	184 0.5	210 0.9	131 0.2	137 0.7	127 0.0	136 0.4	139 0.1	194 0.3	188 0.1	182 1.6	172 20.7				
Lap 9	165	201 0.0	104 0.4	176 0.0	190 0.1	160 0.4	150 1.3	126 0.7	124 1.9	184 0.5	210 0.7	131 0.4	127 0.7	137 0.3	136 0.2	139 0.1	194 0.3	188 0.6	182 1.6	172 21.2				
Lap 10	165	201 0.3	104 0.3	190 0.5	176 0.0	160 0.3	150 0.9	126 1.0	124 1.9	184 0.8	210 0.3	131 0.4	127 0.6	137 0.6	136 0.3	139 0.1	194 0.4	188 1.6	182 1.1	172 21.1				
Lap 11	165	201 0.3	104 0.5	190 0.5	176 0.3	160 0.2	150 0.5	126 1.3	124 2.1	184 0.9	210 0.1	131 0.3	127 0.7	137 0.8	136 0.2	139 0.2	194 0.3	188 1.9	182 1.3	172 21.0				
Lap 12	165	201 0.3	104 0.6	190 0.6	176 0.2	160 0.3	150 0.1	126 1.7	124 2.3	184 1.5	210 0.0	131 0.0	127 0.2	137 1.4	139 0.5	136 0.2	194 0.0	188 1.8	182 1.6	172 20.7				



KZ2 Qualifying Heat C-F
Lap Time Analysis

For information purposes. No official / regulatory value

Laps	Sector 1	Sector 2	Sector 3	Lap Time	Laps	Sector 1	Sector 2	Sector 3	Lap Time	Laps	Sector 1	Sector 2	Sector 3	Lap Time
No.104 Midrła, Jan					No.108 Tiene, Felice					No.113 Roy, Maxime				
1	22.974	16.528	16.259	55.761	1	25.574	16.931	16.342	58.847	1	24.762	16.683	16.510	57.955
2	21.328	16.626	16.172	54.126	2	21.546	16.591	16.024	54.161	2	21.576	16.245	16.106	53.927
3	21.328	16.056	16.166	53.550	3	20.872	16.006	15.960	52.838	3	21.224	16.112	16.110	53.446
4	21.104	16.244	16.183	53.531	4	21.060	16.096	16.577	53.733	4	21.747	16.262	16.523	54.532
5	20.953	15.925	16.063	52.941	5	21.374	16.053	16.134	53.561	5	21.269	16.236	18.288	55.793
6	21.589	15.931	16.037	53.557	6	20.990	16.367	16.983	54.340	6	21.939	16.132	16.006	54.077
7	20.937	15.944	16.243	53.124	7	22.127	16.142	16.096	54.365	7	21.144	16.174	16.023	53.341
8	20.973	15.922	15.942	52.837	8	21.018	16.274	16.064	53.356	8	21.558	16.096	15.902	53.556
9	20.985	15.880	16.020	52.885	9	21.036	15.981	16.053	53.070	9	21.089	16.067	15.920	53.076
10	20.902	15.809	15.984	52.695	10	20.990	15.868	16.081	52.939	10	21.203	16.021	15.982	53.206
11	20.904	15.837	15.940	52.681	11	20.899	15.870	16.056	52.825	11	21.054	16.011	15.996	53.061
12	20.898	15.822	15.967	52.687	12	21.017	15.846	16.044	52.907	12	21.070	15.983	16.130	53.183
No.109 Tilloca, Luca					No.114 Becker, Julian					No.119 Pex, Yard				
1	23.686	16.488	16.477	56.651	1	25.082	16.849	17.050	58.981	1	24.818	16.512	16.480	57.810
2	21.386	16.165	16.136	53.687	2	21.649	16.828	16.459	54.936	2	21.549	16.237	16.132	53.918
3	21.060	16.096	16.577	53.733	3	21.090	16.020	16.081	53.191	3	20.964	16.077	16.078	53.119
4	21.374	16.053	16.134	53.561	4	21.188	16.007	16.048	53.243	4	21.708	16.277	16.120	54.105
5	20.990	16.367	16.983	54.340	5	21.046	16.042	17.395	54.483	5	20.941	16.526	15.926	53.393
6	22.127	16.142	16.096	54.365	6	21.095	16.048	16.439	53.582	6	21.014	15.829	15.951	52.794
7	21.018	16.274	16.064	53.356	7	21.078	16.069	15.958	53.105	7	20.847	15.894	15.996	52.737
8	21.036	15.981	16.053	53.070	8	21.199	16.009	15.985	53.193	8	20.926	15.832	15.993	52.751
9	20.990	15.868	16.081	52.939	9	20.965	15.878	16.156	52.999	9	20.838	15.825	15.895	52.558
10	20.899	15.870	16.056	52.825	10	20.959	15.918	15.950	52.827	10	20.871	15.800	15.903	52.574
11	21.017	15.846	16.044	52.907	11	20.952	15.813	15.949	52.714	11	20.757	15.751	15.897	52.405
12	20.942	15.924	16.049	52.915	12	20.943	16.165	16.005	53.113	12	20.761	15.762	15.865	52.388
No.110 Fiault, Charles					No.116 Bos, Jeroen					No.121 Dontje, Milan				
1	24.359	16.421	16.351	57.131	1	24.881	16.788	16.457	58.126	1	23.519	16.447	16.814	56.780
2	21.275	16.275	16.633	54.183	2	21.560	16.299	16.431	54.290	2	21.385	16.544	16.202	54.131
3	21.170	16.163	16.890	54.223	3	21.269	16.210	16.466	53.945	3	21.189	16.128	16.269	53.586
4	21.746	16.111	16.157	54.014	4	21.553	16.080	16.198	53.831	4	20.757	15.751	15.897	52.405
5	20.949	16.212	16.343	53.504	5	21.243	16.122	17.866	55.231	5	20.761	15.762	15.865	52.388
6	21.029	15.951	16.089	53.069	6	21.482	16.127	16.349	53.958	6	20.926	15.832	15.993	52.751
7	21.006	15.950	16.057	53.013	7	21.163	16.150	16.200	53.513	7	20.838	15.825	15.895	52.558
8	21.234	15.989	16.030	53.253	8	21.467	16.006	15.975	53.448	8	20.871	15.800	15.903	52.574
9	20.974	15.967	16.003	52.944	9	21.060	15.981	16.030	53.071	9	20.757	15.751	15.897	52.405
10	20.945	15.882	15.990	52.817	10	21.229	15.972	16.016	53.217	10	20.761	15.762	15.865	52.388
11	20.885	15.899	15.958	52.742	11	21.023	15.976	15.998	52.997	11	20.761	15.762	15.865	52.388
12	20.913	15.874	15.952	52.739	12	21.037	16.048	16.553	53.638	12	20.761	15.762	15.865	52.388
No.111 Jeleniowski, Marcel					No.117 Kremers, Marijn					No.126 Rismyhr, Finn Erik				
1	25.155	16.763	16.861	58.779	1	23.852	16.382	16.283	56.517	1	23.451	16.498	16.258	56.207
2	21.555	16.236	16.179	53.970	2	21.382	16.210	16.256	53.848	2	21.377	16.268	16.218	53.863
					3	21.253	16.525	16.260	54.038	3	21.375	16.108	16.196	53.679
					4	21.268	16.170	16.901	54.339	4	21.130	16.418	16.860	54.408
					5	21.041	17.823	17.309	56.173	5	21.156	16.007	16.037	53.200
					6	21.448	16.097	16.522	54.067	6	21.021	15.935	16.043	52.999
					7	21.420	16.357	16.424	54.201	7	20.973	15.952	16.122	53.047
					8	21.109	15.993	16.138	53.240	8	21.060	16.338	15.992	53.390
					9	21.024	16.229	16.076	53.329	9	20.956	15.922	16.030	52.908
					10	21.051	16.007	16.030	53.088	10	21.031	15.900	15.985	52.916
										11	20.924	15.996	15.964	52.884
										12	20.860	15.907	15.993	52.760



KZ2

**Qualifying Heat C-F
Lap Time Analysis**

For information purposes. No official / regulatory value

Laps	Sector 1	Sector 2	Sector 3	Lap Time
No.165 Johansson, Joel				
1	24.074	16.417	16.498	56.989
2	21.239	16.142	16.121	53.502
3	21.118	16.157	16.048	53.323
4	20.913	15.986	16.366	53.265
5	20.845	15.869	16.010	52.724
6	21.178	15.846	15.987	53.011
7	20.865	16.151	16.161	53.177
8	20.853	15.881	16.004	52.738
9	20.886	15.846	16.056	52.788
10	20.800	15.834	15.954	52.588
11	20.771	15.743	15.946	52.460
12	20.807	15.761	15.955	52.523

Laps	Sector 1	Sector 2	Sector 3	Lap Time
No.172 Jilek, Michal				
1	48.159	16.896	16.514	1:21.569
2	21.567	16.210	16.295	54.072
3	21.328	16.345	16.221	53.894
4	21.366	16.362	16.314	54.042
5	21.266	16.160	16.236	53.662
6	21.355	16.201	16.319	53.875
7	21.482	16.226	16.276	53.984
8	21.224	16.195	16.166	53.585
9	21.677	16.103	16.357	54.137
10	21.179	16.120	16.274	53.573
11	21.126	15.944	16.173	53.243
12	21.069	16.021	16.028	53.118

Laps	Sector 1	Sector 2	Sector 3	Lap Time
No.176 Habulin, Kristijan				
1	23.191	16.430	16.401	56.022
2	21.334	16.269	16.298	53.901
3	21.173	16.126	16.200	53.499
4	21.100	16.014	16.070	53.184
5	21.023	15.965	16.049	53.037
6	20.913	16.101	16.438	53.452
7	21.051	16.493	16.314	53.858
8	21.027	15.944	15.980	52.951
9	20.930	15.957	16.208	53.095
10	21.028	15.938	16.328	53.294
11	21.041	15.962	15.926	52.929
12	20.766	15.961	15.960	52.687

Laps	Sector 1	Sector 2	Sector 3	Lap Time
No.182 Prosperi, Enrico				
1	25.081	17.342	16.849	59.272
2	21.894	16.351	17.472	55.717
3	21.424	16.148	16.339	53.911
4	21.330	16.149	16.275	53.754
5	21.258	16.136	16.298	53.692
6	21.442	16.185	16.345	53.972

Laps	Sector 1	Sector 2	Sector 3	Lap Time
7	21.315	16.136	16.283	53.734
8	21.235	16.103	16.288	53.626
9	21.288	16.099	16.243	53.630
10	21.259	16.193	16.214	53.666
11	21.161	16.035	16.205	53.401
12	21.168	16.053	16.221	53.442

Laps	Sector 1	Sector 2	Sector 3	Lap Time
No.184 Norris, John				
1	25.344	16.689	16.488	58.521
2	21.491	16.276	16.181	53.948
3	21.092	16.108	16.238	53.438
4	21.673	16.216	16.402	54.291
5	21.459	16.158	16.356	53.973
6	21.258	16.096	16.108	53.462
7	21.143	16.679	16.157	53.979
8	21.053	16.023	16.123	53.199
9	20.991	15.948	16.055	52.994
10	21.017	16.009	16.140	53.166
11	21.022	15.971	16.007	53.000
12	21.006	16.275	16.227	53.508

Laps	Sector 1	Sector 2	Sector 3	Lap Time
No.188 Movsesian, Serkos				
1	24.742	17.058	16.875	58.675
2	21.651	16.516	17.030	55.197
3	21.544	16.120	16.158	53.822
4	21.315	16.125	16.147	53.587
5	21.264	16.067	16.169	53.500
6	21.518	16.112	16.124	53.754
7	21.412	16.188	16.147	53.747
8	21.217	16.080	16.050	53.347
9	21.158	16.050	16.382	53.590
10	21.263	16.771	16.179	54.213
11	21.220	15.959	16.055	53.234
12	21.005	16.099	16.031	53.135

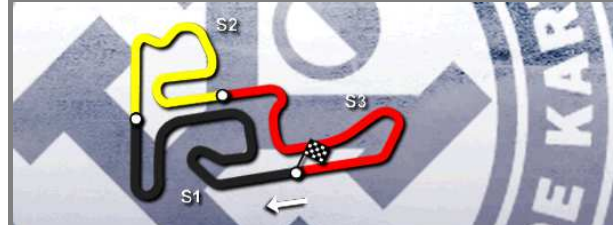
Laps	Sector 1	Sector 2	Sector 3	Lap Time
No.190 Marcon, Nicola				
1	24.331	16.420	16.575	57.326
2	21.273	16.049	16.242	53.564
3	21.172	16.091	16.354	53.617
4	21.096	16.050	16.249	53.395
5	20.908	15.798	16.037	52.743
6	20.945	15.903	16.099	52.947
7	21.007	15.911	16.107	53.025
8	20.914	15.903	15.970	52.787
9	20.865	15.807	16.002	52.674
10	21.051	15.844	16.112	53.007
11	20.948	15.761	15.964	52.673
12	20.881	15.811	16.063	52.755

Laps	Sector 1	Sector 2	Sector 3	Lap Time
No.194 Diesel, Felix				
1	27.024	16.375	16.341	59.740
2	21.465	16.489	16.570	54.524
3	21.072	15.908	16.064	53.044
4	21.145	15.887	16.174	53.206
5	21.082	15.957	17.319	54.358
6	21.638	16.024	16.575	54.237
7	21.369	15.980	16.181	53.530
8	21.350	16.132	16.074	53.556
9	21.051	16.000	16.022	53.073
10	21.223	16.013	16.013	53.249
11	21.022	15.883	16.059	52.964
12	21.046	15.938	16.214	53.198

Laps	Sector 1	Sector 2	Sector 3	Lap Time
No.201 Antonsen, Emil				
1	23.555	16.524	16.164	56.243
2	21.284	16.355	16.135	53.774
3	21.310	16.097	16.145	53.552
4	21.107	16.074	16.028	53.209
5	20.962	15.895	15.992	52.849
6	20.863	15.986	16.414	53.263
7	21.039	16.136	16.110	53.285
8	20.932	15.882	16.086	52.900
9	20.926	15.856	16.295	53.077
10	20.966	15.891	15.991	52.848
11	20.812	15.776	15.896	52.484
12	20.817	15.805	15.888	52.510

Laps	Sector 1	Sector 2	Sector 3	Lap Time
No.204 Maxa, Radim				
1	25.234	16.860	16.538	58.632
2	21.632	16.129	16.197	53.958
3	21.459	16.034	16.124	53.617

Laps	Sector 1	Sector 2	Sector 3	Lap Time
No.210 Savona, Federico				
1	24.796	16.787	16.864	58.447
2	21.322	16.095	16.094	53.511
3	21.132	15.996	16.136	53.264
4	21.305	15.941	16.355	53.601
5	21.259	16.149	17.335	54.743
6	21.263	16.142	16.220	53.625
7	21.276	15.994	16.078	53.348
8	21.357	15.889	16.020	53.266
9	21.046	15.803	15.971	52.820
10	21.015	15.898	15.899	52.812
11	20.946	15.921	15.927	52.794
12	20.992	16.247	16.176	53.415



KZ2

Qualifying Heat C-F

Document 41

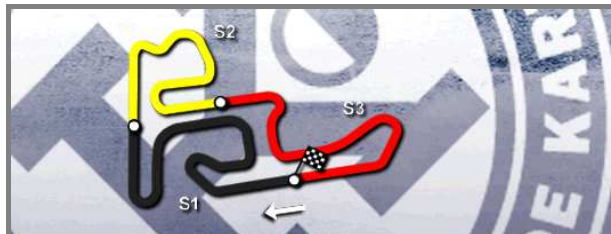
Starting Grid

Subject to scrutineering & sporting investigations

188	Movsesian, Serkos Maranello / TM / B'stone		12	108	Tiene, Felice CRG / Maxter / B'stone	
210	Savona, Federico Top Kart / TM / B'stone		11	127	Jeleniowski, Marcel CRG / TM / B'stone	
182	Prosperi, Enrico Tony Kart / Vortex / B'stone		10	194	Diesel, Felix BRM / TM / B'stone	
153	Steeman, Pepijn CRG / TM / B'stone		9	124	Tilloca, Luca Maranello / TM / B'stone	
150	Pex, Yard CRG / TM / B'stone		8	172	Jilek, Michal Birel / TM / B'stone	
204	Maxa, Radim Praga / Parilla / B'stone		7	158	Dontje, Milan Energy / TM / B'stone	
136	Bos, Jeroen Birel / TM / B'stone		6	131	Becker, Julian Tony Kart / Vortex / B'stone	
139	Roy, Maxime Tony Kart / Vortex / B'stone		5	190	Marcon, Nicola Tony Kart / Vortex / B'stone	
137	Kremers, Marijn Birel / TM / B'stone		4	165	Johansson, Joel Energy / TM / B'stone	
184	Norris, John Mach 1 / TM / B'stone		3	104	Midrła, Jan Birel / TM / B'stone	
201	Antonsen, Emil DR / TM / B'stone		2	126	Fiault, Charles Sodi / Parilla / B'stone	
176	Habulin, Kristijan CRG / Modena Engines / B'stone		1	160	Rismyhr, Finn Erik DR / TM / B'stone	

POLE POSITION





Genk 26 - 30.06.2013



CIK-FIA European Championship (Rd2)

KZ2

**Qualifying Heat D-G
Results**

Document 64.1

Subject to scrutineering & sporting investigations

Rnk	No.	Entrant	Nat	Driver	Nat	Equipment	Laps	Gap	Interv.	Best Lap	Penalty	Points
1	213	GP Racing	ITA	Bray, Daniel	ITA	GP / TM / B'stone	12			52.622		0
2	180	KSM Racing Team	DEU	Schmitz, Alexander	DEU	Tony Kart / Vortex / B'stone	12	0.537	0.537	52.679		2
3	168	G-Star Raw Racing	BEL	Szymkowiak, Jules	NLD	Zanardi / TM / B'stone	12	3.426	2.889	52.813		3
4	135	ADAC Sachsen	DEU	Illgen, Kevin	DEU	CRG / TM / B'stone	12	4.624	1.198	52.707		4
5	156	Daems Racing	BEL	Brucculeri, Adrien	BEL	Tony Kart / Vortex / B'stone	12	7.650	3.026	52.934		5
6	200	Van Meever, Jan Cornelis	BEL	Van Meever, Maks	NLD	Lenzokart / TM / B'stone	12	8.615	0.965	53.196		6
7	195	RS-Motorsport	DEU	Zimmermann, Tim	DEU	ART GP / TM / B'stone	12	9.353	0.738	52.900		7
8	206	CKR	ITA	Kreutz, Patrick	DEU	CKR / De Bei / B'stone	12	10.247	0.894	53.087		8
9	215	77 RUS Racing Team	RUS	Buznikov, Philipp	RUS	CRG / TM / B'stone	12	10.714	0.467	52.939		9
10	143	Tony Kart Racing Team	ITA	Piccini, Alessio	ITA	Tony Kart / Vortex / B'stone	12	10.908	0.194	52.776		10
11	152	CRG Holland	NLD	Schmidt, Dominik	DEU	CRG / TM / B'stone	12	11.202	0.294	52.821		11
12	132	Hansen, Jonas	DNK	Hansen, Jonas	DNK	Maranello / Vortex / B'stone	12	14.045	2.843	52.615	+10.000	12
13	202	RK Racing Team	AUT	Gyr, Kevin	CHE	RK / TM / B'stone	12	15.458	1.413	53.355		13
14	151	CRG Holland	NLD	Rasmussen, Nikolaj	DNK	Dino / TM / B'stone	12	15.510	0.052	52.991		14
15	169	Harmuth, Nicolas	FRA	Harmuth, Nicolas	FRA	GP / Maxter / B'stone	12	16.084	0.574	53.436		15
16	193	Racing Motor DK	DNK	Poulsen, Lasse	DNK	LH / TM / B'stone	12	16.714	0.630	53.375		16
17	177	KSH Racing	NLD	Dielissen, Casper	NLD	RK / Modena Engines / B'stone	12	17.177	0.463	53.519		17
18	129	Maranello Kart	ITA	Lundberg, Douglas	SWE	Maranello / TM / B'stone	10	2 Laps	2 Laps	52.694		18
19	149	CRG SpA	ITA	Palou, Alex	ESP	CRG / Maxter / B'stone	5	7 Laps	5 Laps	53.359		19
20	191	Marconi, Tommaso	ITA	Marconi, Tommaso	ITA	First / TM / B'stone	4	8 Laps	1 Lap	54.814		20
21	123	TBkart Srl	ITA	Brenna, Simone	ITA	TB Kart / Modena Engines / B'stone	12	2.662	6:52.892	52.673	+19p	21

No.132 Hansen, Jonas : 10 sec time penalty for jump start (art 2.20 CIK General Prescriptions). According to Stewards' Decision No.77.

No.123 Brenna, Simone : Penalty for exceeding noise limit more than 3 dB / art. 11.G CIK-FIA Specific Regulations. According to Stewards' Decision No.80.

Not Classified

140	BRM Racing	ITA	Bizalion, Charly	FRA	BRM / Modena Engines / B'stone		DNS					25
217	KSW-Racing	DEU	Oswald, Rene	AUT	Tony Kart / Vortex / B'stone		DNS					25
157	De Gaye, Brice	FRA	De Gaye, Brice	FRA	CRG / Maxter / B'stone		Excluded			52.700		26

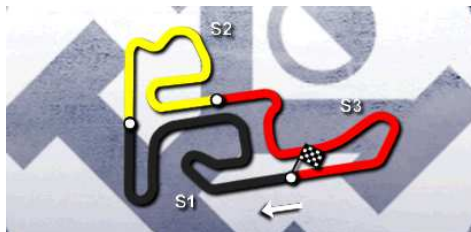
No.157 De Gaye, Brice : Excluded for weight. Art 12 and 2.4.2 CIK Technical Regulations. According to Stewards' Decision No.81.

Start Time : 29/06 - 17:43:27

Weather : Slightly cloudy Air : 18°C Track : Dry

Best Lap : No.132 Hansen, Jonas 52.615 93.05 Kph
Event Record : No.108 Tiene, Felice 52.174 93.83 Kph

Leaders : No.213 Bray, Daniel (1-12)



DOCUMENT N° 81
DÉCISION DES COMMISSAIRES SPORTIFS
STEWARDS' DECISION

PÉNALITÉ INFLIGÉE AU CONCURRENT (NOM) : **De Gaye, Brice**
PENALTY INFLICTED UPON THE ENTRANT (NAME):

NATIONALITÉ / NATIONALITY: **FRA**

N°: **157** PILOTE : **De Gaye, Brice**
No.: **157** DRIVER :

Concerne la partie de l'Épreuve : **KZ2 - Qualifying Heat D-G**
Concerns the part of the event:

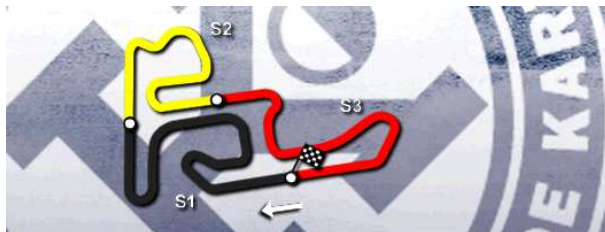
ÉNONCÉ / STATEMENT:
Exclusion from the Heat D=G

MOTIF / REASON:
After the session concerned, the kart was checked under the weight (reported by the technical delegate). Having considered the report from the technical delegate and after hearing the entrant concerned, the panel of stewards feels that this fact contravenes art 12 and 2.4.2 CIK Technical regulations. The panel of stewards takes its decision in accordance with art 2.4.2 CIK-FIA Technical Regulations.

Décision annoncée Date / Date: **29/06/2013** Heure / Time: **19:28**
Decision announced

Nom / Name Signature
Président du Collège / Chairman of the Panel:
Horst SEIDEL (DEU) :
Membres du Collège / Members of the Panel:
Jaakko MARKULA (FIN) :
Philippe LACKMAN (BEL) :

NOTIFICATION AU CONCURRENT CONCERNÉ / NOTIFICATION TO THE RELEVANT ENTRANT
Je soussigné :
I undersigned: Nom personnel / personal name
Représentant du Concurrent : **De Gaye, Brice**
Representing the Entrant: Nom du Concurrent / Entrant's name
Certifie avoir reçu notification du document N° **81** des Commissaires Sportifs de l'Épreuve.
Certify that I have been notified of document No. **81** *by the Stewards of the Meeting.*
Date : Heure / Time: Signature :



DOCUMENT N° 80
DÉCISION DES COMMISSAIRES SPORTIFS
STEWARDS' DECISION

PÉNALITÉ INFLIGÉE AU CONCURRENT (NOM) : **TBkart Srl**
PENALTY INFLICTED UPON THE ENTRANT (NAME):

NATIONALITÉ / NATIONALITY: **ITA**

N°: **123** PILOTE : **Brenna, Simone**
No.: DRIVER :

Concerne la partie de l'Épreuve : **KZ2 - Qualifying Heat D-G**
Concerns the part of the event:

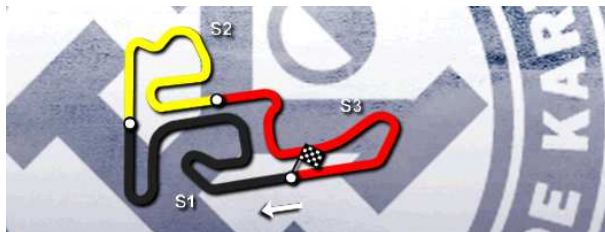
ÉNONCÉ / STATEMENT:
Classification on last positions in the Heat / Race.

MOTIF / REASON:
**Exceeding the prescribed noise limit during the Heat than 3 dB (111,5 dB).
The Stewards assess this fact as a violation against art. 2.19.1 CIK-FIA Technical Regulations.
The Stewards made their Decision in application of art. 11.G CIK-FIA Specific Prescriptions.**

Décision annoncée Date / Date: **29/06/2013** Heure / Time: **18:51**
Decision announced

Nom / Name Signature
Président du Collège / Chairman of the Panel:
Horst SEIDEL (DEU) :
Membres du Collège / Members of the Panel:
Jaakko MARKULA (FIN) :
Philippe LACKMAN (BEL) :

NOTIFICATION AU CONCURRENT CONCERNÉ / NOTIFICATION TO THE RELEVANT ENTRANT
Je soussigné :
I undersigned: Nom personnel / personal name
Représentant du Concurrent : **TBkart Srl**
Representing the Entrant: Nom du Concurrent / Entrant's name
Certifie avoir reçu notification du document N° **80** des Commissaires Sportifs de l'Épreuve.
Certify that I have been notified of document No. by the Stewards of the Meeting.
Date : Heure / Time: Signature :



DOCUMENT N° 77
DÉCISION DES COMMISSAIRES SPORTIFS
STEWARDS' DECISION

PÉNALITÉ INFLIGÉE AU CONCURRENT (NOM) : **Hansen, Jonas**
PENALTY INFLICTED UPON THE ENTRANT (NAME):
NATIONALITÉ / NATIONALITY: **DNK**
N°: **132** PILOTE : **Hansen, Jonas**
No.: **132** DRIVER :

Concerne la partie de l'Épreuve : **KZ2 - Qualifying Heat D-G**
Concerns the part of the event:

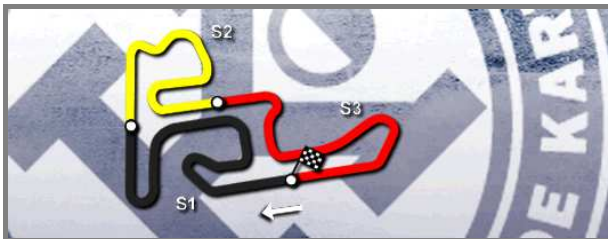
ÉNONCÉ / STATEMENT:
10 sec time penalty in the Heat D=C.

MOTIF / REASON:
At the start of the session concerned, Driver no. 132 was unable to start. After the second formation lap, decided by the Starter for this reason, this Driver regain in his original position. Having considered the report concerned, the Stewards feel that this fact contravenes art 2.20 CIK General Prescriptions. The Stewards take their decision in accordance with art 153 FIA International Sporting Code.

Décision annoncée Date / Date: **29/06/2013** Heure / Time: **18:25**
Decision announced

Nom / Name Signature
Président du Collège / Chairman of the Panel:
Horst SEIDEL (DEU) :
Membres du Collège / Members of the Panel:
Jaakko MARKULA (FIN) :
Philippe LACKMAN (BEL) :

NOTIFICATION AU CONCURRENT CONCERNÉ / NOTIFICATION TO THE RELEVANT ENTRANT
Je soussigné :
I undersigned: Nom personnel / personal name
Représentant du Concurrent : **Hansen, Jonas**
Representing the Entrant: Nom du Concurrent / Entrant's name
Certifie avoir reçu notification du document N° **77** des Commissaires Sportifs de l'Épreuve.
Certify that I have been notified of document No. by the Stewards of the Meeting.
Date : Heure / Time: Signature :



Genk 26 - 30.06.2013



CIK-FIA European Championship (Rd2)

KZ2

Qualifying Heat D-G

Lap Chart

For information purposes. No official / regulatory value

	1	2	3	4	5	6	7	8	9	10	11	12	13	14	15	16	17	18	19	20	21	22	23	24
Grid	157	200	168	213	180	140	191	149	132	143	123	177	202	135	152	215	193	206	195	129	151	156	169	217
Start	200	157	213	168	180	149	191	132	143	123	135	202	215	152	129	206	156	195	151	193	177	169		
Lap 1 Interval	213	180 0.3	200 0.5	168 0.2	149 0.2	157 0.2	123 0.1	202 0.1	132 0.5	143 0.2	152 0.1	215 0.4	135 0.0	129 0.5	156 0.2	195 0.1	206 0.3	151 0.1	169 0.2	193 0.7	177 0.3	191 1.0		
Lap 2	213	180 0.3	168 1.2	200 0.2	149 0.1	123 0.0	157 0.2	202 0.3	132 0.1	143 0.1	152 0.2	215 0.2	135 0.2	129 0.3	156 0.2	195 0.4	206 0.1	151 0.3	169 0.4	193 1.1	177 0.2	191 2.4		
Lap 3	213	180 0.1	168 1.4	123 0.6	200 0.1	149 0.0	157 0.1	132 0.4	202 0.3	135 0.3	129 0.4	156 0.5	206 0.7	195 0.4	143 0.0	151 0.8	215 0.1	152 0.6	169 0.1	177 0.1	193 0.3	191 2.6		
Lap 4	213	180 0.1	168 1.4	123 0.5	149 0.4	157 0.2	132 0.4	200 0.3	135 0.0	129 0.3	202 0.2	156 0.2	206 0.7	143 0.5	195 0.3	151 1.0	215 0.1	152 0.6	169 0.4	177 0.3	193 0.2	191 3.3		
Lap 5	213	180 0.2	168 1.4	123 0.2	149 0.6	157 0.1	132 0.4	135 0.2	129 0.7	200 0.4	156 0.4	202 0.1	206 0.2	143 0.4	195 0.5	215 1.1	151 0.2	152 0.2	169 0.9	177 0.1	193 0.2			
Lap 6	213	180 0.2	123 1.9	168 0.3	157 0.5	132 0.2	135 0.2	129 0.6	200 0.9	156 0.1	206 0.5	202 0.0	143 0.1	195 0.3	215 1.2	151 0.3	152 0.3	169 1.4	177 0.3	193 0.1				
Lap 7	213	180 0.2	123 1.9	168 0.3	157 0.7	132 0.2	135 0.2	129 0.5	200 1.5	156 0.1	202 0.9	206 0.1	195 0.1	215 1.0	152 0.7	143 0.3	169 1.4	177 0.1	193 0.3	151 0.8				
Lap 8	213	180 0.2	123 2.1	168 0.5	132 1.0	135 0.4	157 0.1	129 0.1	200 1.7	156 0.1	202 1.1	195 0.3	206 0.1	215 0.4	152 0.7	143 0.7	177 1.8	169 0.5	193 0.1	151 0.1				
Lap 9	213	180 0.1	123 2.1	168 0.6	132 0.8	135 0.4	129 0.5	157 0.3	156 1.6	200 0.0	195 1.6	206 0.3	215 0.0	202 0.0	152 0.3	143 0.6	169 3.4	177 0.1	151 0.0	193 0.1				
Lap 10	213	180 0.3	123 1.9	168 0.8	132 0.8	135 0.3	129 0.5	157 0.3	156 1.8	200 0.4	195 1.3	206 0.5	215 0.4	152 0.0	143 0.6	202 1.1	169 2.6	151 0.0	193 0.6	177 0.4				
Lap 11	213	180 0.3	123 2.0	168 0.9	132 0.6	135 0.4	157 1.2	156 1.7	200 0.6	195 1.1	206 0.7	215 0.4	143 0.5	152 0.1	202 2.7	151 1.0	169 0.6	193 0.3	177 0.6					
Lap 12	213	180 0.5	123 2.1	168 0.7	132 0.6	135 0.5	157 1.3	156 1.6	200 0.9	195 0.7	206 0.8	215 0.4	143 0.1	152 0.2	202 4.2	151 0.0	169 0.5	193 0.6	177 0.4					



KZ2

Qualifying Heat D-G

Lap Time Analysis

For information purposes. No official / regulatory value

Laps	Sector 1	Sector 2	Sector 3	Lap Time
No.123 Brenna, Simone				
1	23.491	16.971	16.443	56.905
2	21.412	16.117	16.354	53.883
3	21.431	16.102	16.221	53.754
4	21.217	15.940	16.186	53.343
5	21.102	15.947	16.148	53.197
6	21.055	15.916	16.237	53.208
7	20.950	15.816	16.059	52.825
8	20.983	15.841	16.042	52.866
9	20.942	15.795	16.043	52.780
10	20.878	15.776	16.019	52.673
11	20.887	15.853	16.035	52.775
12	21.001	15.848	16.105	52.954

Laps	Sector 1	Sector 2	Sector 3	Lap Time
No.129 Lundberg, Douglas				
1	24.454	17.261	16.618	58.333
2	21.366	16.166	16.232	53.764
3	21.111	16.442	16.133	53.686
4	20.995	16.232	16.181	53.408
5	20.990	16.346	16.087	53.423
6	20.951	15.917	16.032	52.900
7	20.934	15.887	16.039	52.860
8	20.853	15.916	16.264	53.033
9	21.101	15.945	16.043	53.089
10	20.815	15.936	15.943	52.694

Laps	Sector 1	Sector 2	Sector 3	Lap Time
No.132 Hansen, Jonas				
1	23.864	17.332	16.563	57.759
2	21.382	16.228	16.220	53.830
3	21.574	16.261	16.139	53.974
4	21.324	16.274	16.090	53.688
5	21.163	16.054	15.995	53.212
6	21.139	15.899	15.991	53.029
7	21.011	15.985	16.031	53.027
8	21.093	15.920	16.061	53.074
9	20.905	15.853	16.002	52.760
10	20.916	15.952	15.992	52.860
11	20.921	15.762	15.932	52.615
12	20.985	15.843	15.985	52.813

Laps	Sector 1	Sector 2	Sector 3	Lap Time
No.135 Illgen, Kevin				
1	24.800	16.586	16.740	58.126
2	21.520	16.128	16.305	53.953
3	21.248	16.251	16.121	53.620
4	21.059	16.259	16.164	53.482
5	21.062	15.999	16.026	53.087
6	21.006	15.975	16.041	53.022
7	20.933	15.885	16.128	52.946
8	21.066	15.945	16.328	53.339

Laps	Sector 1	Sector 2	Sector 3	Lap Time
9	20.879	15.846	15.982	52.707
10	20.861	15.902	16.009	52.772
11	20.873	15.889	15.982	52.744
12	20.884	16.004	16.046	52.934

Laps	Sector 1	Sector 2	Sector 3	Lap Time
No.143 Piccini, Alessio				
1	24.258	16.934	16.681	57.873
2	21.377	16.187	16.218	53.782
3	21.598	18.951	16.258	56.807
4	21.195	15.970	16.095	53.260
5	21.054	16.130	16.027	53.211
6	21.115	16.025	16.100	53.240
7	22.664	16.026	17.387	56.077
8	21.237	16.082	16.050	53.369
9	20.885	16.001	15.902	52.788
10	21.253	16.087	15.944	53.284
11	20.933	16.024	15.993	52.950
12	20.898	15.906	15.972	52.776

Laps	Sector 1	Sector 2	Sector 3	Lap Time
No.149 Palou, Alex				
1	23.697	16.844	16.338	56.879
2	21.274	16.327	16.561	54.162
3	21.701	16.100	16.322	54.123
4	21.356	16.130	16.076	53.562
5	21.161	16.015	16.183	53.359

Laps	Sector 1	Sector 2	Sector 3	Lap Time
No.151 Rasmussen, Nikolaj				
1	25.009	16.996	16.696	58.701
2	21.632	16.168	16.306	54.106
3	21.268	17.493	16.493	55.254
4	21.397	16.117	16.287	53.801
5	21.153	16.523	16.127	53.803
6	21.153	15.957	16.066	53.176
7	21.170	15.993	19.721	56.884
8	21.340	16.041	16.069	53.450
9	21.280	16.156	16.223	53.659
10	21.334	15.984	16.151	53.469
11	21.102	15.906	15.983	52.991
12	20.976	15.964	16.541	53.481

Laps	Sector 1	Sector 2	Sector 3	Lap Time
No.152 Schmidt, Dominik				
1	24.213	16.712	16.582	57.507
2	21.534	16.184	16.175	53.893
3	21.472	20.093	16.605	58.170
4	21.450	16.143	16.182	53.775
5	21.092	16.114	16.072	53.278
6	21.135	16.034	16.087	53.256
7	21.004	16.007	16.488	53.499
8	20.951	15.984	16.049	52.984
9	20.846	15.963	16.012	52.821

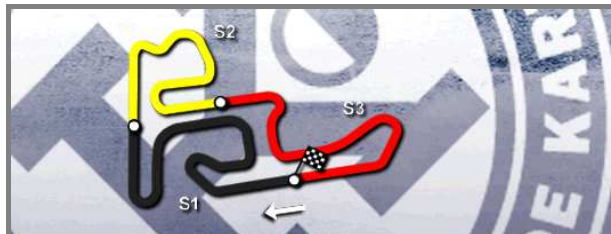
Laps	Sector 1	Sector 2	Sector 3	Lap Time
10	21.322	16.057	15.951	53.330
11	21.363	16.070	16.247	53.680
12	21.035	15.959	15.973	52.967

Laps	Sector 1	Sector 2	Sector 3	Lap Time
No.156 Brucculeri, Adrien				
1	24.345	17.349	16.700	58.394
2	21.397	16.181	16.207	53.785
3	21.171	16.620	16.180	53.971
4	21.054	16.162	16.156	53.372
5	21.122	16.305	16.320	53.747
6	21.155	16.019	16.080	53.254
7	21.121	16.163	16.137	53.421
8	21.091	16.003	16.107	53.201
9	20.992	16.140	16.017	53.149
10	20.934	15.983	16.026	52.943
11	21.036	15.974	16.044	53.054
12	20.947	15.962	16.025	52.934

Laps	Sector 1	Sector 2	Sector 3	Lap Time
No.157 De Gaye, Brice				
1	24.456	16.809	16.700	57.965
2	21.424	16.584	16.285	54.293
3	21.622	16.132	16.219	53.973
4	21.365	16.143	16.144	53.652
5	21.118	16.041	16.079	53.238
6	21.160	15.925	16.144	53.229
7	21.082	15.959	16.031	53.072
8	21.097	15.962	16.814	53.873
9	21.418	16.031	16.075	53.524
10	20.763	15.946	15.991	52.700
11	21.234	15.911	16.023	53.168
12	21.025	15.993	16.043	53.061

Laps	Sector 1	Sector 2	Sector 3	Lap Time
No.168 Szymkowiak, Jules				
1	23.804	16.899	16.425	57.128
2	21.400	16.275	16.380	54.055
3	21.232	16.118	16.234	53.584
4	21.233	16.065	16.191	53.489
5	21.272	16.038	16.135	53.445
6	21.117	15.963	16.707	53.787
7	21.030	15.865	15.993	52.888
8	20.991	15.981	16.013	52.985
9	20.929	15.946	16.011	52.886
10	20.963	15.899	16.018	52.880
11	20.987	15.895	15.985	52.867
12	20.871	15.928	16.014	52.813

Laps	Sector 1	Sector 2	Sector 3	Lap Time
No.169 Harmuth, Nicolas				
1	24.113	17.185	16.557	57.855
2	21.614	16.282	16.382	54.278
3	21.245	17.607	16.893	55.745



KZ2

Qualifying Heat D-G

Lap Time Analysis

For information purposes. No official / regulatory value

Laps	Sector 1	Sector 2	Sector 3	Lap Time
4	21.646	16.191	16.267	54.104
5	21.141	16.264	16.406	53.811
6	21.305	16.174	16.205	53.684
7	21.106	16.065	16.646	53.817
8	21.920	16.264	16.215	54.399
9	21.255	16.142	16.408	53.805
10	21.244	16.105	16.247	53.596
11	21.527	16.107	16.070	53.704
12	21.152	16.049	16.235	53.436

No.177 Dielissen, Casper

1	25.356	17.605	16.820	59.781
2	21.775	16.374	16.472	54.621
3	21.444	16.607	16.461	54.512
4	21.614	16.254	16.399	54.267
5	21.275	16.172	16.190	53.637
6	21.327	16.278	16.260	53.865
7	21.255	16.083	16.297	53.635
8	21.218	16.175	16.260	53.653
9	21.710	16.224	16.645	54.579
10	21.656	16.531	16.336	54.523
11	21.265	16.211	16.124	53.600
12	21.227	16.133	16.159	53.519

No.180 Schmitz, Alexander

1	23.366	16.357	16.354	56.077
2	21.261	16.129	16.246	53.636
3	21.130	16.106	16.167	53.403
4	21.206	16.082	16.148	53.436
5	21.281	16.075	16.101	53.457
6	21.020	15.967	15.990	52.977
7	20.955	15.924	15.944	52.823
8	20.888	15.883	15.960	52.731
9	20.853	15.880	15.972	52.705
10	20.984	15.945	15.963	52.892
11	20.826	15.894	15.959	52.679
12	20.889	15.976	16.028	52.893

No.191 Marconi, Tommaso

1	26.039	19.107	17.408	1:02.554
2	22.376	16.890	16.795	56.061
3	22.076	16.538	16.471	55.085
4	21.491	16.512	16.811	54.814

No.193 Poulsen, Lasse

1	25.297	17.471	16.770	59.538
2	21.849	16.353	16.472	54.674
3	21.455	16.751	16.913	55.119
4	21.521	16.279	16.394	54.194
5	21.241	16.189	16.211	53.641

Laps	Sector 1	Sector 2	Sector 3	Lap Time
6	21.294	16.147	16.256	53.697
7	21.381	16.064	16.399	53.844
8	21.618	16.220	16.266	54.104
9	21.284	16.195	16.550	54.029
10	21.481	16.223	16.179	53.883
11	21.188	16.066	16.121	53.375
12	21.346	16.082	16.261	53.689

No.195 Zimmermann, Tim

1	25.010	16.833	16.681	58.524
2	21.465	16.225	16.383	54.073
3	21.516	16.943	16.340	54.799
4	21.471	16.101	16.167	53.739
5	21.050	16.119	16.177	53.346
6	21.019	15.978	16.035	53.032
7	21.592	16.034	16.048	53.674
8	21.187	16.043	16.135	53.365
9	20.977	16.095	16.332	53.404
10	20.991	16.020	16.049	53.060
11	21.015	15.938	16.026	52.979
12	20.924	15.942	16.034	52.900

No.200 Van Meever, Maks

1	24.038	16.775	16.521	57.334
2	21.482	16.332	16.801	54.615
3	21.373	16.255	16.522	54.150
4	21.921	16.633	16.200	54.754
5	21.381	16.712	16.211	54.304
6	21.157	16.090	16.227	53.474
7	21.173	16.110	16.136	53.419
8	21.053	16.008	16.135	53.196
9	21.053	16.134	16.246	53.433
10	21.157	16.058	16.087	53.302
11	21.097	16.008	16.115	53.220
12	21.083	16.033	16.166	53.282

No.202 Gyr, Kevin

1	23.662	16.568	16.429	56.659
2	21.435	16.481	16.405	54.321
3	21.580	16.592	16.226	54.398
4	21.297	16.595	16.542	54.434
5	21.142	16.404	16.539	54.085
6	21.248	16.108	16.367	53.723
7	21.505	16.113	16.196	53.814
8	21.074	16.101	16.180	53.355
9	21.170	16.178	16.832	54.180
10	22.378	16.555	16.515	55.448
11	21.513	16.412	16.703	54.628
12	21.597	16.359	16.552	54.508

No.206 Kreuzt, Patrick

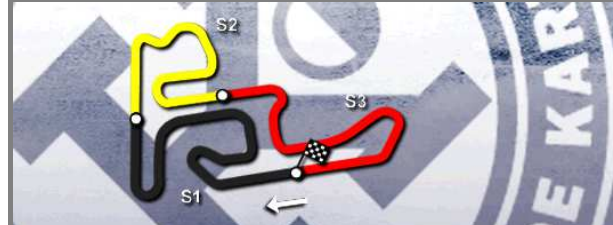
1	25.050	17.101	16.754	58.905
2	21.521	16.172	16.243	53.936
3	21.171	16.780	16.199	54.150
4	21.123	16.024	16.139	53.286
5	21.073	16.058	16.221	53.352
6	21.304	16.038	16.141	53.483
7	21.805	16.120	16.111	54.036
8	21.181	16.026	16.434	53.641
9	21.162	16.055	16.403	53.620
10	21.352	15.925	15.999	53.276
11	21.046	15.979	16.072	53.097
12	21.013	15.963	16.111	53.087

No.213 Bray, Daniel

1	23.307	16.375	16.326	56.008
2	21.358	16.076	16.267	53.701
3	21.223	16.126	16.216	53.565
4	21.186	16.034	16.239	53.459
5	21.268	15.980	16.095	53.343
6	21.043	15.893	16.070	53.006
7	20.987	15.829	15.960	52.776
8	20.940	15.822	15.951	52.713
9	20.906	15.862	16.026	52.794
10	20.965	15.803	15.994	52.762
11	20.879	15.799	15.944	52.622
12	20.921	15.865	15.951	52.737

No.215 Buznikov, Philipp

1	24.464	16.701	16.787	57.952
2	21.460	16.109	16.196	53.765
3	21.332	19.459	16.437	57.228
4	21.469	16.092	16.272	53.833
5	21.162	16.124	16.036	53.322
6	21.073	16.055	16.035	53.163
7	21.259	15.982	16.178	53.419
8	20.971	15.937	16.031	52.939
9	20.990	15.965	16.271	53.226
10	21.546	16.025	16.039	53.610
11	21.092	16.064	15.990	53.146
12	20.954	16.022	16.128	53.104



KZ2

Qualifying Heat D-G

Document 40

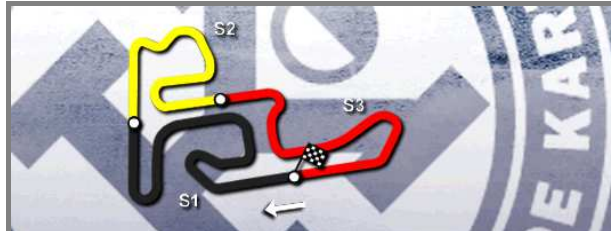
Starting Grid

Subject to scrutineering & sporting investigations

169	Harmuth, Nicolas GP / Maxter / B'stone		12	217	Oswald, Rene Tony Kart / Vortex / B'stone	
151	Rasmussen, Nikolaj Dino / TM / B'stone		11	156	Brucculeri, Adrien Tony Kart / Vortex / B'stone	
195	Zimmermann, Tim ART GP / TM / B'stone		10	129	Lundberg, Douglas Maranello / TM / B'stone	
193	Poulsen, Lasse LH / TM / B'stone		9	206	Kreutz, Patrick CKR / De Bei / B'stone	
152	Schmidt, Dominik CRG / TM / B'stone		8	215	Buznikov, Philipp CRG / TM / B'stone	
202	Gyr, Kevin RK / TM / B'stone		7	135	Illgen, Kevin CRG / TM / B'stone	
123	Brenna, Simone TB Kart / Modena Engines / B'stone		6	177	Dielissen, Casper RK / Modena Engines / B'stone	
132	Hansen, Jonas Maranello / Vortex / B'stone		5	143	Piccini, Alessio Tony Kart / Vortex / B'stone	
191	Marconi, Tommaso First / TM / B'stone		4	149	Palou, Alex CRG / Maxter / B'stone	
180	Schmitz, Alexander Tony Kart / Vortex / B'stone		3	140	Bizalion, Charly BRM / Modena Engines / B'stone	
168	Szymkowiak, Jules Zanardi / TM / B'stone		2	213	Bray, Daniel GP / TM / B'stone	
157	De Gaye, Brice CRG / Maxter / B'stone		1	200	Van Meever, Maks Lenzokart / TM / B'stone	

POLE POSITION





Genk 26 - 30.06.2013



CIK-FIA European Championship (Rd2)

KZ2

**Qualifying Heat A-E
Results**

Document 63.1

Subject to scrutineering & sporting investigations

Rnk	No.	Entrant	Nat	Driver	Nat	Equipment	Laps	Gap	Interv.	Best Lap	Penalty	Points
1	130	Maranello Kart	ITA	Zanchetta, Marco	ITA	Maranello / TM / B'stone	12			52.500		0
2	207	DR Srl	ITA	Negro, Riccardo	DEU	DR / TM / B'stone	12	2.578	2.578	52.734		2
3	205	Paauperkartacing	NLD	Paauwe, Menno	NLD	Birel / TM / B'stone	12	3.108	0.530	52.895		3
4	155	CRG Holland	NLD	Wiggers, Symen	NLD	CRG / TM / B'stone	12	3.578	0.470	52.909		4
5	166	Gold Kart Racing Team	ITA	Aceto, Massimo	ITA	Righetti / TM / B'stone	12	3.756	0.178	52.865		5
6	164	Energy Corse	ITA	Hays, Christopher	AUS	Energy / TM / B'stone	12	4.160	0.404	52.815		6
7	138	AVG Racing	NLD	Specken, Guust	NLD	Birel / TM / B'stone	12	4.692	0.532	52.650		7
8	192	CKR	ITA	Bombardelli, Luca	ITA	CKR / De Bei / B'stone	12	5.806	1.114	52.983		8
9	211	DR Germany	DEU	Huber, Manuel	DEU	DR / TM / B'stone	12	6.626	0.820	52.968		9
10	181	LH Racing Team	ESP	Hiltbrand, Pedro	ESP	LH / Maxter / B'stone	12	7.225	0.599	52.517		10
11	142	BRM Racing	ITA	Zanchi, Matteo	ITA	BRM / Modena Engines / B'stone	12	7.427	0.202	52.916		11
12	125	J.S. Racing	DNK	Christensen, Toke	DNK	CRG / TM / B'stone	12	7.523	0.096	53.106		12
13	220	CRG Holland	NLD	Törnqvist, Person Benjamin	SWE	CRG / TM / B'stone	12	9.443	1.920	53.144		13
14	147	CRG Racing Germany	DEU	Weber, Johann Stefan	DEU	CRG / TM / B'stone	12	10.410	0.967	53.218		14
15	173	Joka Kart Team	CZE	Osmera, Jan	CZE	Birel / TM / B'stone	12	10.544	0.134	53.143		15
16	162	Eisenbeis, Christian	DEU	Eisenbeis, Christian	DEU	CKR / TM / B'stone	12	11.783	1.239	53.245		16
17	146	CRG Racing Germany	DEU	Dresen, Andreas	DEU	CRG / TM / B'stone	12	22.985	11.202	52.961		17
18	170	Kuovi, Jan	FIN	Kuovi, Jan	FIN	Rosso Korsaa / TM / B'stone	12	25.092	2.107	53.524	+9.000	18
19	197	Solgat Motorsport	DEU	Kappis, Patrick	DEU	Birel / TM / B'stone	12	32.893	7.801	52.866	+10.000	19
20	163	Energy Corse	ITA	Faint, Jason	AUS	Energy / TM / B'stone	11	1 Lap	1 Lap	53.435		20
21	199	Charles, Kenny	BEL	Charles, Kenny	BEL	Merlin / TM / B'stone	3	9 Laps	8 Laps	53.597		21
22	141	BRM Racing	ITA	Ghidella, Matteo	ITA	BRM / Modena Engines / B'stone	0	12 Laps	3 Laps			22

No.170 Kuovi, Jan : Penalty for exceeding noise limit more than 2 up to 3 dB / art. 11.G CIK-FIA Specific Regulations. According to Stewards' Decision No.76.

No.197 Kappis, Patrick : 10 sec time penalty for bad manoeuvre (art 2.24 CIK General Prescriptions). According to Stewards' Decision No.74.

Not Classified

	128	Da Silva, Clement	FRA	Da Silva, Clement	FRA	Birel / TM / B'stone		DNS				25
	154	CRG Holland	NLD	Törnqvist, Morgen	SWE	CRG / TM / B'stone		DNS				25

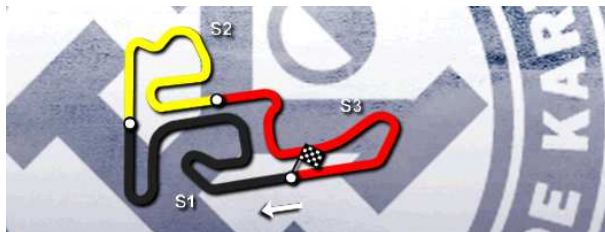
Leaders : No.205 Paauwe, Menno (1-5) / No.130 Zanchetta, Marco (6-12)

Start Time : 29/06 - 17:24:55

Best Lap : No.130 Zanchetta, Marco 52.500 93.25 Kph

Weather : Slightly cloudy Air : 18°C Track : Dry

Event Record : No.108 Tiene, Felice 52.174 93.83 Kph



DOCUMENT N° 76
DÉCISION DES COMMISSAIRES SPORTIFS
STEWARDS' DECISION

PÉNALITÉ INFLIGÉE AU CONCURRENT (NOM) : **Kuovi, Jan**
PENALTY INFLICTED UPON THE ENTRANT (NAME):
NATIONALITÉ / NATIONALITY: **FIN**
N°: **170** PILOTE : **Kuovi, Jan**
No.: **170** DRIVER :

Concerne la partie de l'Épreuve : **KZ2 - Qualifying Heat A-E**
Concerns the part of the event:

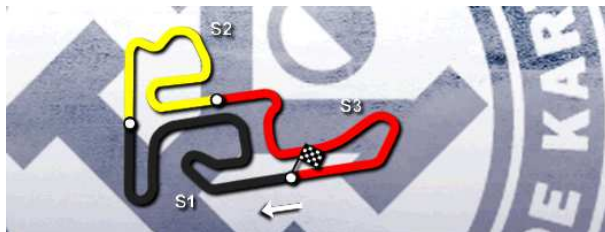
ÉNONCÉ / STATEMENT:
Time penalty of 9 seconds for exceeding the prescribed noise limit more than 2 dB up to 3 dB in the Heat / Race concerned.

MOTIF / REASON:
**Exceeding exceeded comprised between 2 and 3 dB beyond the prescribed noise limit during the Heat (3 db over the limit).
The Stewards assess this fact as a violation against art. 2.19.1 CIK-FIA Technical Regulations.
The Stewards made their Decision in application of art. 11.G CIK-FIA Specific Prescriptions.**

Décision annoncée Date / Date: **29/06/2013** Heure / Time: **18:09**
Decision announced

Nom / Name Signature
Président du Collège / Chairman of the Panel:
Horst SEIDEL (DEU) :
Membres du Collège / Members of the Panel:
Jaakko MARKULA (FIN) :
Philippe LACKMAN (BEL) :

NOTIFICATION AU CONCURRENT CONCERNÉ / NOTIFICATION TO THE RELEVANT ENTRANT
Je soussigné :
I undersigned: Nom personnel / personal name
Représentant du Concurrent : **Kuovi, Jan**
Representing the Entrant: Nom du Concurrent / Entrant's name
Certifie avoir reçu notification du document N° **76** des Commissaires Sportifs de l'Épreuve.
Certify that I have been notified of document No. *by the Stewards of the Meeting.*
Date : Heure / Time: Signature :



DOCUMENT N° 74
DÉCISION DES COMMISSAIRES SPORTIFS
STEWARDS' DECISION

PÉNALITÉ INFLIGÉE AU CONCURRENT (NOM) : **Solgat Motorsport**
PENALTY INFLICTED UPON THE ENTRANT (NAME):

NATIONALITÉ / NATIONALITY: **DEU**

N°: **197** PILOTE : **Kappis, Patrick**
No.: DRIVER :

Concerne la partie de l'Épreuve : **KZ2 - Qualifying Heat A-E**
Concerns the part of the event:

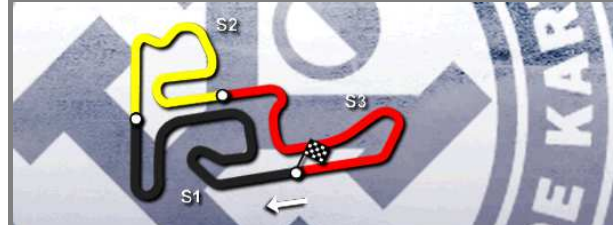
ÉNONCÉ / STATEMENT:
10 sec time penalty in the above session concerned

MOTIF / REASON:
The driver concerned was involved in an incident. The driver forced during a overtaking manoeuvre kart no. 199 out of the racing line (reported by the Judge of Fact). Having considered the report of the Judge of Fact, having considered the video sequence and after hearing the Entrant concerned, the Stewards assess this fact as an incident accordance art 2.24 CIK General Prescriptions. The Stewards takes its decision in accordance with art 153 FIA International Sporting Code.

Décision annoncée Date / Date: **29/06/2013** Heure / Time: **18:02**
Decision announced

Nom / Name Signature
Président du Collège / Chairman of the Panel:
Horst SEIDEL (DEU) :
Membres du Collège / Members of the Panel:
Jaakko MARKULA (FIN) :
Philippe LACKMAN (BEL) :

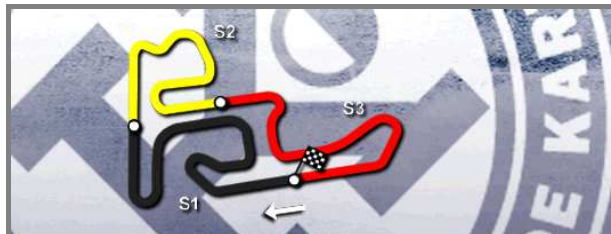
NOTIFICATION AU CONCURRENT CONCERNÉ / NOTIFICATION TO THE RELEVANT ENTRANT
Je soussigné :
I undersigned: Nom personnel / personal name
Représentant du Concurrent : **Solgat Motorsport**
Representing the Entrant: Nom du Concurrent / Entrant's name
Certifie avoir reçu notification du document N° **74** des Commissaires Sportifs de l'Épreuve.
Certify that I have been notified of document No. **74** *by the Stewards of the Meeting.*
Date : Heure / Time: Signature :



KZ2 Qualifying Heat A-E
Lap Chart

For information purposes. No official / regulatory value

	1	2	3	4	5	6	7	8	9	10	11	12	13	14	15	16	17	18	19	20	21	22	23	24
Grid	199	205	207	197	155	181	142	192	130	141	154	211	164	166	128	125	147	173	163	138	162	146	170	220
Start	205	199	197	207	155	181	192	142	130	141	211	166	164	147	138	125	173	163	220	146	162	170		
Lap 1 Interval	205	199 0.3	197 0.2	155 0.2	130 0.1	207 0.3	192 0.3	142 0.3	166 0.2	164 0.4	211 0.3	125 0.2	138 0.5	147 0.4	173 0.1	170 0.3	220 0.2	162 0.4	181 1.5	163 0.1	146 10.0			
Lap 2	205	199 0.2	197 0.2	155 0.1	130 0.1	207 0.2	192 0.5	166 0.7	142 0.3	164 0.0	211 0.2	125 0.3	138 0.4	147 0.6	173 0.2	220 0.9	162 0.7	170 0.0	181 0.6	163 0.5	146 10.8			
Lap 3	205	199 0.1	197 0.2	130 0.2	155 0.0	207 0.1	192 0.5	166 0.5	164 0.4	142 0.3	211 0.2	138 0.3	125 0.1	147 0.8	173 0.2	220 0.6	162 1.1	181 0.3	170 0.7	163 0.2	146 10.8			
Lap 4	205	130 0.5	207 0.7	155 0.2	192 0.2	166 0.0	164 0.4	142 0.4	138 0.5	211 0.0	125 0.2	147 0.9	173 0.2	220 0.6	181 1.2	162 0.1	163 1.6	170 0.4	197 10.1	146 0.0				
Lap 5	205	130 0.1	207 1.0	155 0.4	166 0.1	192 0.3	164 0.1	142 0.4	138 0.3	211 0.4	125 0.1	147 0.8	173 0.3	220 0.3	181 1.1	162 0.6	163 1.7	170 0.4	146 10.2	197 0.2				
Lap 6	130	205 0.4	207 0.6	155 0.5	166 0.2	192 0.4	164 0.0	142 0.4	138 0.1	211 0.5	125 0.2	147 1.1	173 0.2	220 0.1	181 0.7	162 1.2	163 1.7	170 0.6	146 10.0	197 0.1				
Lap 7	130	205 0.8	207 0.5	155 0.5	166 0.1	164 0.5	192 0.4	142 0.3	138 0.1	211 0.2	125 0.2	147 1.3	173 0.2	181 0.2	220 0.0	162 1.9	170 2.7	197 9.5	146 0.3	163 49.4				
Lap 8	130	205 0.9	207 0.5	155 0.6	166 0.2	164 0.4	192 0.6	138 0.2	142 0.6	211 0.1	125 0.2	147 1.3	181 0.2	173 0.3	220 0.2	162 1.7	170 2.9	197 8.9	146 0.6	163 51.5				
Lap 9	130	205 1.1	207 0.4	155 0.8	166 0.1	164 0.5	138 0.9	192 0.1	211 0.7	142 0.2	125 0.0	181 0.9	147 0.4	173 0.3	220 0.2	162 1.9	170 3.3	197 8.0	146 0.8	163 54.0				
Lap 10	130	205 1.5	207 0.1	155 1.0	166 0.1	164 0.4	138 0.8	192 0.5	211 0.6	142 0.2	125 0.3	181 0.2	147 1.4	173 0.1	220 0.0	162 2.0	170 3.8	197 7.1	146 1.0	163 54.4				
Lap 11	130	207 2.1	205 0.0	155 0.9	166 0.0	164 0.4	138 0.6	192 0.8	211 0.6	142 0.1	181 0.4	125 0.4	147 1.5	220 0.1	173 0.3	162 1.7	170 4.1	197 6.4	146 1.1	163 55.1				
Lap 12	130	207 2.5	205 0.5	155 0.4	166 0.1	164 0.4	138 0.5	192 1.1	211 0.8	181 0.5	142 0.2	125 0.0	220 1.9	147 0.9	173 0.1	162 1.2	170 4.3	197 6.8	146 0.0					



KZ2

Qualifying Heat A-E

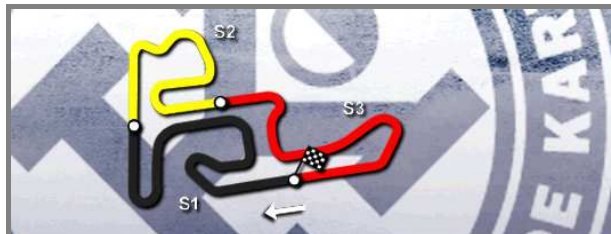
Lap Time Analysis

For information purposes. No official / regulatory value

Laps	Sector 1	Sector 2	Sector 3	Lap Time
No.125 Christensen, Toke				
1	23.567	16.568	16.394	56.529
2	21.372	16.208	16.225	53.805
3	21.312	16.197	16.504	54.013
4	21.132	16.119	16.172	53.423
5	21.279	16.026	16.125	53.430
6	21.077	16.014	16.090	53.181
7	21.015	15.990	16.101	53.106
8	21.069	16.125	16.062	53.256
9	21.073	16.026	16.212	53.311
10	21.188	16.000	16.074	53.262
11	20.981	16.409	16.062	53.452
12	20.951	16.003	16.184	53.138
No.130 Zanchetta, Marco				
1	22.914	16.335	16.392	55.641
2	21.380	16.165	16.220	53.765
3	21.273	16.134	16.107	53.514
4	21.130	16.047	16.155	53.332
5	20.958	15.890	16.020	52.868
6	21.040	15.889	16.025	52.954
7	20.838	15.835	15.968	52.641
8	20.858	15.920	16.004	52.782
9	20.882	15.852	15.958	52.692
10	20.872	15.820	15.937	52.629
11	20.830	15.795	15.875	52.500
12	20.830	15.782	15.934	52.546
No.138 Specken, Guust				
1	23.983	16.742	16.466	57.191
2	21.212	16.214	16.234	53.660
3	21.122	16.083	16.193	53.398
4	21.005	16.048	16.227	53.280
5	21.071	15.960	16.085	53.116
6	21.014	15.915	16.011	52.940
7	21.395	16.000	16.026	53.421
8	20.928	15.899	15.967	52.794
9	20.926	15.939	16.182	53.047
10	20.935	15.878	15.985	52.798
11	20.847	15.871	15.932	52.650
12	20.868	15.951	16.049	52.868
No.142 Zanchi, Matteo				
1	24.087	16.387	16.403	56.877
2	21.417	16.693	16.351	54.461
3	21.563	16.081	16.172	53.816
4	21.144	16.092	16.150	53.386
5	21.156	16.045	16.071	53.272
6	21.099	15.905	16.140	53.144

Laps	Sector 1	Sector 2	Sector 3	Lap Time
7	21.386	15.935	16.060	53.381
8	21.539	16.064	16.058	53.661
9	21.008	15.974	16.586	53.568
10	21.112	15.868	16.027	53.007
11	20.991	15.885	16.040	52.916
12	21.190	16.245	16.496	53.931
No.146 Dresen, Andreas				
1	36.866	16.736	16.499	1:10.101
2	21.771	16.587	16.467	54.825
3	21.502	16.231	16.313	54.046
4	21.266	16.074	16.418	53.758
5	21.428	16.005	16.257	53.690
6	21.133	16.075	16.211	53.419
7	21.169	16.451	16.114	53.734
8	21.023	16.062	16.107	53.192
9	21.075	16.004	16.009	53.088
10	21.023	15.890	16.116	53.029
11	21.050	15.885	16.088	53.023
12	20.999	15.925	16.037	52.961
No.147 Weber, Johann Stefan				
1	24.219	17.024	16.593	57.836
2	21.335	16.239	16.297	53.871
3	21.319	16.198	16.269	53.786
4	21.179	16.144	16.177	53.500
5	21.204	16.040	16.144	53.388
6	21.140	16.108	16.187	53.435
7	21.135	16.064	16.134	53.333
8	21.141	16.008	16.069	53.218
9	21.060	16.319	16.069	53.448
10	21.056	16.047	16.439	53.542
11	21.168	16.087	16.061	53.316
12	21.833	16.264	16.341	54.438
No.155 Wiggers, Symen				
1	23.202	16.370	16.471	56.043
2	21.303	16.173	16.273	53.749
3	21.219	16.078	16.401	53.698
4	21.366	16.102	16.784	54.252
5	21.194	16.041	16.160	53.395
6	21.040	16.020	16.053	53.113
7	20.947	16.000	16.050	52.997
8	20.957	15.945	16.051	52.953
9	20.942	15.952	16.015	52.909
10	20.928	15.988	16.061	52.977
11	20.924	15.956	16.038	52.918
12	20.966	15.930	16.054	52.950

Laps	Sector 1	Sector 2	Sector 3	Lap Time
No.162 Eisenbeis, Christian				
1	24.522	17.164	16.649	58.335
2	21.504	16.212	16.761	54.477
3	21.431	16.212	16.292	53.935
4	21.196	16.061	16.405	53.662
5	21.217	16.159	16.212	53.588
6	21.191	15.993	16.236	53.420
7	21.145	16.063	16.220	53.428
8	21.196	16.030	16.103	53.329
9	21.066	16.142	16.215	53.423
10	21.116	16.044	16.085	53.245
11	21.103	16.056	16.120	53.279
12	21.161	16.184	16.189	53.534
No.163 Faint, Jason				
1	26.726	16.708	16.718	1:00.152
2	21.489	16.169	16.374	54.032
3	21.341	16.298	16.422	54.061
4	21.315	16.292	16.331	53.938
5	21.288	16.126	16.287	53.701
6	21.145	16.045	16.245	53.435
7	21.367	16.284	1:16.163	1:53.814
8	22.523	16.294	16.448	55.265
9	22.558	16.698	16.391	55.647
10	21.218	16.002	16.231	53.451
11	21.242	16.141	16.257	53.640
No.164 Hays, Christopher				
1	24.122	16.611	16.185	56.918
2	21.237	16.313	16.293	53.843
3	21.273	16.002	16.149	53.424
4	21.066	16.016	16.181	53.263
5	21.139	16.086	16.070	53.295
6	21.150	16.005	16.007	53.162
7	21.078	15.987	16.008	53.073
8	20.969	15.905	15.966	52.840
9	21.046	15.942	16.004	52.992
10	20.946	15.963	15.979	52.888
11	20.996	15.902	15.917	52.815
12	21.109	15.860	16.025	52.994
No.166 Aceto, Massimo				
1	23.756	16.463	16.296	56.515
2	21.314	16.364	16.211	53.889
3	21.136	16.113	16.133	53.382
4	21.044	16.097	16.117	53.258
5	21.114	16.042	16.074	53.230
6	21.098	16.022	16.072	53.192
7	20.907	16.009	16.071	52.987



KZ2

Qualifying Heat A-E

Lap Time Analysis

For information purposes. No official / regulatory value

Laps	Sector 1	Sector 2	Sector 3	Lap Time
8	21.065	15.908	16.026	52.999
9	20.905	15.963	15.997	52.865
10	20.930	15.972	16.023	52.925
11	20.942	15.965	15.960	52.867
12	21.052	15.954	16.028	53.034

No.170 Kuovi, Jan

1	24.125	16.675	16.579	57.379
2	21.512	16.394	17.435	55.341
3	21.852	16.710	16.407	54.969
4	21.445	16.557	16.578	54.580
5	21.267	16.180	16.286	53.733
6	21.175	16.133	16.331	53.639
7	21.266	16.123	16.364	53.753
8	21.128	16.136	16.260	53.524
9	21.256	16.235	16.354	53.845
10	21.221	16.200	16.280	53.701
11	21.207	16.142	16.260	53.609
12	21.220	16.125	16.358	53.703

No.173 Osmera, Jan

1	24.582	16.545	16.434	57.561
2	21.389	16.310	16.205	53.904
3	21.442	16.177	16.242	53.861
4	21.196	16.113	16.171	53.480
5	21.105	16.105	16.246	53.456
6	21.157	16.046	16.107	53.310
7	21.121	16.100	16.103	53.324
8	21.127	16.046	16.494	53.667
9	21.016	16.054	16.073	53.143
10	21.022	16.001	16.365	53.388
11	21.463	16.082	16.130	53.675
12	21.534	16.177	16.312	54.023

No.181 Hiltbrand, Pedro

1	28.873	17.004	16.364	1:02.241
2	21.267	16.189	16.181	53.637
3	21.274	16.205	16.096	53.575
4	21.093	15.996	16.104	53.193
5	21.074	15.944	16.065	53.083
6	21.008	15.831	15.929	52.768
7	20.860	15.814	15.985	52.659
8	21.015	16.014	15.974	53.003
9	20.853	15.912	15.962	52.727
10	20.779	15.787	15.951	52.517
11	20.873	16.026	15.855	52.754
12	20.821	16.305	16.172	53.298

No.192 Bombardelli, Luca

1	23.587	16.447	16.461	56.495
---	---------------	---------------	---------------	---------------

Laps	Sector 1	Sector 2	Sector 3	Lap Time
2	21.348	16.151	16.286	53.785
3	21.258	16.131	16.213	53.602
4	21.169	16.062	16.481	53.712
5	21.517	16.046	16.124	53.687
6	21.122	15.993	16.128	53.243
7	21.370	16.055	16.096	53.521
8	21.020	15.943	16.086	53.049
9	20.993	15.996	16.474	53.463
10	21.148	15.992	16.032	53.172
11	20.996	15.965	16.022	52.983
12	20.988	16.000	16.116	53.104

No.197 Kappis, Patrick

1	23.340	16.304	16.347	55.991
2	21.357	16.211	16.286	53.854
3	21.206	16.098	16.241	53.545
4	21.200	16.062	34.731	1:11.993
5	21.781	16.078	16.151	54.010
6	21.109	16.034	16.189	53.332
7	21.095	16.043	16.053	53.191
8	20.897	15.931	16.065	52.893
9	21.001	15.916	15.963	52.880
10	20.960	15.884	16.022	52.866
11	20.971	15.874	16.067	52.912
12	20.903	16.005	17.128	54.036

No.199 Charles, Kenny

1	23.415	16.273	16.409	56.097
2	21.318	16.207	16.261	53.786
3	21.259	16.138	16.200	53.597

No.205 Paauwe, Menno

1	23.127	16.232	16.370	55.729
2	21.372	16.231	16.330	53.933
3	21.262	16.060	16.309	53.631
4	21.148	16.057	16.217	53.422
5	21.094	15.992	16.213	53.299
6	21.413	16.040	16.099	53.552
7	21.011	15.943	16.076	53.030
8	20.960	15.913	16.059	52.932
9	20.928	15.920	16.047	52.895
10	20.916	16.011	16.088	53.015
11	20.922	15.964	16.308	53.194
12	21.300	15.977	16.119	53.396

No.207 Negro, Riccardo

1	23.835	16.389	16.408	56.632
2	21.297	16.136	16.215	53.648
3	21.253	16.118	16.180	53.551
4	21.373	16.056	16.417	53.846

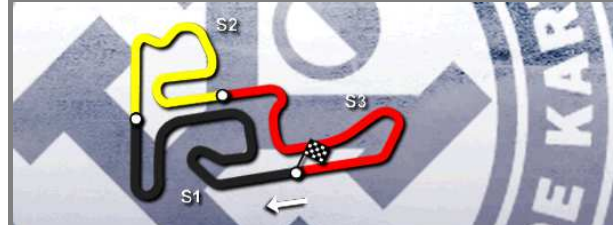
Laps	Sector 1	Sector 2	Sector 3	Lap Time
5	21.040	16.000	16.095	53.135
6	21.077	15.904	16.036	53.017
7	21.038	15.894	16.043	52.975
8	20.945	15.887	16.030	52.862
9	20.898	15.893	15.999	52.790
10	20.886	15.854	15.994	52.734
11	20.992	15.908	16.068	52.968
12	20.974	15.941	16.037	52.952

No.211 Huber, Manuel

1	24.374	16.793	16.316	57.483
2	21.349	16.110	16.265	53.724
3	21.393	16.181	16.179	53.753
4	21.089	16.138	16.486	53.713
5	21.357	16.023	16.125	53.505
6	21.055	15.965	16.061	53.081
7	20.987	16.043	16.085	53.115
8	21.262	16.050	16.020	53.332
9	21.010	15.986	16.195	53.191
10	21.029	15.929	16.064	53.022
11	20.933	15.951	16.084	52.968
12	21.210	15.992	16.097	53.299

No.220 Törnqvist, Person Benjamin

1	24.490	16.874	16.502	57.866
2	21.404	16.354	16.431	54.189
3	21.236	16.103	16.234	53.573
4	21.148	16.096	16.192	53.436
5	21.135	15.966	16.043	53.144
6	21.114	15.956	16.133	53.203
7	21.105	16.130	16.262	53.497
8	21.156	16.060	16.335	53.551
9	21.061	16.094	16.003	53.158
10	21.043	16.071	16.092	53.206
11	21.094	16.099	16.031	53.224
12	21.302	15.911	16.074	53.287



KZ2

Qualifying Heat A-E

Document 39

Starting Grid

Subject to scrutineering & sporting investigations

170	Kuovi, Jan Rosso Korsä / TM / B'stone		12	220	Törnqvist, Person Benjamin CRG / TM / B'stone	
162	Eisenbeis, Christian CKR / TM / B'stone		11	146	Dresen, Andreas CRG / TM / B'stone	
163	Faint, Jason Energy / TM / B'stone		10	138	Specken, Guust Birel / TM / B'stone	
147	Weber, Johann Stefan CRG / TM / B'stone		9	173	Osmera, Jan Birel / TM / B'stone	
128	Da Silva, Clement Birel / TM / B'stone		8	125	Christensen, Toke CRG / TM / B'stone	
164	Hays, Christopher Energy / TM / B'stone		7	166	Aceto, Massimo Righetti / TM / B'stone	
154	Törnqvist, Morgen CRG / TM / B'stone		6	211	Huber, Manuel DR / TM / B'stone	
130	Zanchetta, Marco Maranello / TM / B'stone		5	141	Ghidella, Matteo BRM / Modena Engines / B'stone	
142	Zanchi, Matteo BRM / Modena Engines / B'stone		4	192	Bombardelli, Luca CKR / De Bei / B'stone	
155	Wiggers, Symen CRG / TM / B'stone		3	181	Hiltbrand, Pedro LH / Maxter / B'stone	
207	Negro, Riccardo DR / TM / B'stone		2	197	Kappis, Patrick Birel / TM / B'stone	
199	Charles, Kenny Merlin / TM / B'stone		1	205	Pauwe, Menno Birel / TM / B'stone	

POLE POSITION



KZ2

Qualifying Heat C-G
Results

Document 62.1

Subject to scrutineering & sporting investigations

Rnk	No.	Entrant	Nat	Driver	Nat	Equipment	Laps	Gap	Interv.	Best Lap	Points
1	201	DR Srl	ITA	Antonsen, Emil	NOR	DR / TM / B'stone	12			52.678	0
2	213	GP Racing	ITA	Bray, Daniel	AUS	GP / TM / B'stone	12	1.300	1.300	52.655	2
3	176	KK '1'	HRV	Habulin, Kristijan	HRV	CRG / Modena Engines / B'stone	12	1.920	0.620	52.763	3
4	149	CRG SpA	ITA	Palou, Alex	ESP	CRG / Maxter / B'stone	12	2.788	0.868	52.601	4
5	200	Van Meever, Jan Cornelis	NLD	Van Meever, Maks	NLD	Lenzokart / TM / B'stone	12	5.572	2.784	53.015	5
6	129	Maranello Kart	ITA	Lundberg, Douglas	SWE	Maranello / TM / B'stone	12	7.497	1.925	52.780	6
7	150	CRG Holland	NLD	Pex, Yard	NLD	CRG / TM / B'stone	12	7.583	0.086	52.440	7
8	139	Goudant, Cédric	FRA	Roy, Maxime	FRA	Tony Kart / Vortex / B'stone	12	8.320	0.737	52.844	8
9	143	Tony Kart Racing Team	ITA	Piccini, Alessio	ITA	Tony Kart / Vortex / B'stone	12	8.848	0.528	52.878	9
10	137	AVG Racing	NLD	Kremers, Marijn	NLD	Birel / TM / B'stone	12	9.700	0.852	53.285	10
11	135	ADAC Sachsen	DEU	Illgen, Kevin	DEU	CRG / TM / B'stone	12	9.789	0.089	52.967	11
12	204	Praga Kart Racing	CZE	Maxa, Radim	CZE	Praga / Parilla / B'stone	12	10.238	0.449	53.056	12
13	210	Comer	ITA	Savona, Federico	ITA	Top Kart / TM / B'stone	12	10.739	0.501	53.035	13
14	136	AVG Racing	NLD	Bos, Jeroen	NLD	Birel / TM / B'stone	12	11.171	0.432	53.105	14
15	215	77 RUS Racing Team	RUS	Buznikov, Philipp	RUS	CRG / TM / B'stone	12	11.780	0.609	52.906	15
16	188	Maranello Kart	ITA	Movsesian, Serkos	ITA	Maranello / TM / B'stone	12	12.397	0.617	53.193	16
17	206	CKR	ITA	Kreutz, Patrick	DEU	CKR / De Bei / B'stone	12	12.549	0.152	53.047	17
18	153	CRG Holland	NLD	Steeman, Pepijn	NLD	CRG / TM / B'stone	12	14.432	1.883	53.082	18
19	156	Daems Racing	BEL	Brucculeri, Adrien	BEL	Tony Kart / Vortex / B'stone	12	14.679	0.247	53.025	19
20	177	KSH Racing	NLD	Dielissen, Casper	NLD	RK / Modena Engines / B'stone	12	17.869	3.190	53.435	20
21	140	BRM Racing	ITA	Bizalion, Charly	FRA	BRM / Modena Engines / B'stone	10	2 Laps	2 Laps	52.971	21
22	184	Mach 1 Motorsport	DEU	Norris, John	IRL	Mach 1 / TM / B'stone	9	3 Laps	1 Lap	53.296	22

Not Classified

	217	KSW-Racing	DEU	Oswald, Rene	AUT	Tony Kart / Vortex / B'stone		DNS			25
	182	Pescador, Luis	ESP	Prosperi, Enrico	ESP	Tony Kart / Vortex / B'stone		Excluded		53.472	26

No.182 Prospero, Enrico : Excluded for weight. Art 12 and 2.4.2 CIK Technical Regulations. According to Stewards' Decision No.79.

Leaders : No.201 Antonsen, Emil (1-12)

Start Time : 29/06 - 16:54:13

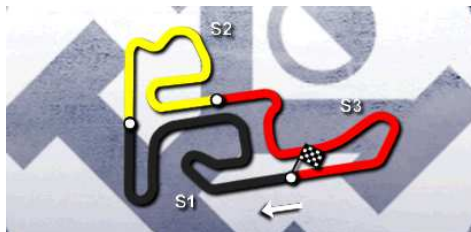
Best Lap : No.150 Pex, Yard

52.440 93.36 Kph

Weather : Slightly cloudy Air : 18°C Track : Dry

Event Record : No.108 Tiene, Felice

52.174 93.83 Kph



DOCUMENT N° 79
DÉCISION DES COMMISSAIRES SPORTIFS
STEWARDS' DECISION

PÉNALITÉ INFLIGÉE AU CONCURRENT (NOM) : **Pescador, Luis**
PENALTY INFLICTED UPON THE ENTRANT (NAME):

NATIONALITÉ / NATIONALITY: **ESP**

N°: **182** PILOTE : **Prosperi, Enrico**
No.: **182** DRIVER :

Concerne la partie de l'Épreuve : **KZ2 - Qualifying Heat C-G**
Concerns the part of the event:

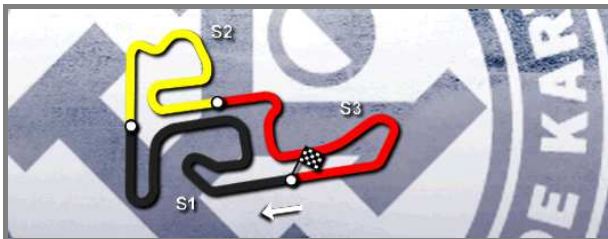
ÉNONCÉ / STATEMENT:
Exclusion from the above Heat concerned

MOTIF / REASON:
After the session concerned, the kart was checked under the weight (reported by the Technical Delegate). Having considered the report from the technical delegate and after hearing the Entrant concerned, the Stewards feel that this fact contravenes art 12 and 2.4.2 CIK Technical regulations. The Stewards take this decision in accordance with art 2.4.2 CIK-FIA Technical Regulations.

Décision annoncée Date / Date: **29/06/2013** Heure / Time: **18:41**
Decision announced

Nom / Name Signature
Président du Collège / Chairman of the Panel:
Horst SEIDEL (DEU) :
Membres du Collège / Members of the Panel:
Jaakko MARKULA (FIN) :
Philippe LACKMAN (BEL) :

NOTIFICATION AU CONCURRENT CONCERNÉ / NOTIFICATION TO THE RELEVANT ENTRANT
Je soussigné :
I undersigned: Nom personnel / personal name
Représentant du Concurrent : **Pescador, Luis**
Representing the Entrant: Nom du Concurrent / Entrant's name
Certifie avoir reçu notification du document N° **79** des Commissaires Sportifs de l'Épreuve.
Certify that I have been notified of document No. **79** *by the Stewards of the Meeting.*
Date : Heure / Time: Signature :



Genk 26 - 30.06.2013



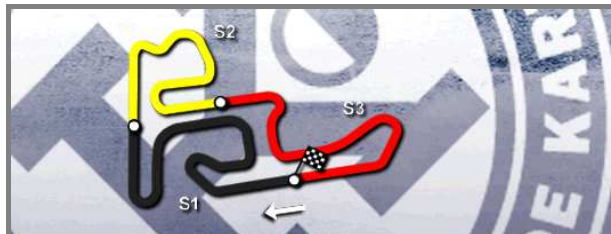
CIK-FIA European Championship (Rd2)

KZ2

Qualifying Heat C-G
Lap Chart

For information purposes. No official / regulatory value

	1	2	3	4	5	6	7	8	9	10	11	12	13	14	15	16	17	18	19	20	21	22	23	24
Grid	176	200	201	213	184	140	137	149	139	143	136	177	204	135	150	215	153	206	182	129	210	156	188	217
Start	200	176	201	213	184	140	137	149	139	143	136	204	150	153	206	135	215	129	177	156	182	210	188	
Lap 1 Interval	201	176 0.5	200 0.1	213 0.0	140 0.1	137 0.2	184 0.1	149 0.1	204 0.2	139 0.2	143 0.1	136 0.3	150 0.1	135 0.2	129 0.5	153 0.5	206 0.0	156 0.1	210 0.0	215 0.2	188 0.4	177 0.1	182 0.2	
Lap 2	201	176 0.7	200 0.4	213 0.2	140 0.2	137 0.3	149 0.1	184 0.2	204 0.2	139 0.1	143 0.2	150 0.1	136 0.2	135 0.1	129 0.1	153 0.8	206 0.1	156 0.2	210 0.2	215 0.4	188 0.2	177 0.2	182 0.1	
Lap 3	201	176 0.9	213 0.6	200 0.5	149 0.2	140 0.1	137 0.3	184 0.2	204 0.2	143 0.2	139 0.1	150 0.1	129 0.3	135 0.1	136 0.2	153 0.3	156 0.2	210 0.4	206 0.0	215 0.5	188 0.1	177 0.4	182 0.1	
Lap 4	201	176 1.2	213 0.4	200 0.9	149 0.1	140 0.0	137 0.3	184 0.1	204 0.3	143 0.0	150 0.1	129 0.6	139 0.0	135 0.2	136 0.1	156 0.5	153 0.1	210 0.0	206 0.4	215 0.3	188 0.3	177 0.8	182 0.1	
Lap 5	201	176 1.3	213 0.1	200 1.4	149 0.0	140 0.4	137 0.2	184 0.1	143 0.3	204 0.2	150 0.1	129 0.1	139 0.1	135 0.2	136 0.2	156 0.3	153 0.5	210 0.1	215 0.6	206 0.2	188 0.1	177 0.7	182 0.1	
Lap 6	201	176 1.5	213 0.1	149 2.0	200 0.1	140 0.2	137 0.0	184 0.3	143 0.1	150 0.1	129 0.3	139 0.3	204 0.1	135 0.1	136 0.1	156 0.1	210 0.7	153 0.1	215 0.4	206 0.4	188 0.3	177 0.8	182 0.2	
Lap 7	201	176 1.6	213 0.0	149 1.9	200 0.6	140 0.8	137 0.1	184 0.1	129 0.5	139 0.2	150 0.1	143 1.2	136 0.1	135 0.1	204 0.2	210 0.4	206 0.7	188 0.1	215 0.5	177 0.1	153 0.5	182 0.0	156 0.3	
Lap 8	201	213 1.9	176 0.0	149 1.4	200 1.1	140 0.7	129 0.5	137 1.2	150 0.3	139 0.2	143 0.8	135 0.2	204 0.0	136 0.1	210 0.0	188 0.7	184 0.3	215 0.6	206 0.3	153 0.5	177 0.1	156 0.2	182 0.1	
Lap 9	201	213 1.8	176 0.4	149 1.2	200 1.4	140 0.6	129 0.4	150 1.8	137 0.2	139 0.0	143 0.7	135 0.4	204 0.2	210 0.4	136 0.1	188 0.3	215 1.0	206 0.2	177 1.5	153 0.2	156 0.2	182 0.3	184 2.0	
Lap 10	201	213 1.9	176 0.4	149 1.1	200 1.8	140 0.4	129 0.1	150 1.6	139 0.9	137 0.2	143 0.1	135 0.4	204 0.6	210 0.1	136 0.2	188 0.3	215 0.7	206 0.5	153 1.9	156 0.3	177 0.0	182 0.2		
Lap 11	201	213 1.8	176 0.4	149 0.9	200 2.2	129 1.3	150 0.3	139 1.4	143 0.4	137 0.4	135 0.1	204 0.6	210 0.4	136 0.4	215 0.6	188 0.1	206 0.3	153 1.9	156 0.4	177 0.8	182 0.0			
Lap 12	201	213 1.3	176 0.6	149 0.8	200 2.7	129 1.9	150 0.0	139 0.7	143 0.5	137 0.8	135 0.0	204 0.4	210 0.5	136 0.4	215 0.6	188 0.6	206 0.1	153 1.8	156 0.2	182 2.9	177 0.2			



Genk 26 - 30.06.2013



KZ2



CIK-FIA European Championship (Rd2)

KZ2

Qualifying Heat C-G

Lap Time Analysis

For information purposes. No official / regulatory value

Laps	Sector 1	Sector 2	Sector 3	Lap Time
No.129 Lundberg, Douglas				
1	24.290	16.535	16.498	57.323
2	21.180	16.232	16.319	53.731
3	21.263	16.124	16.357	53.744
4	21.034	16.131	16.129	53.294
5	20.929	15.981	16.243	53.153
6	21.094	16.012	16.072	53.178
7	20.925	16.495	16.021	53.441
8	20.885	15.936	15.959	52.780
9	20.921	15.849	16.049	52.819
10	20.850	15.918	16.030	52.798
11	20.905	15.925	16.925	53.755
12	21.374	16.079	16.347	53.800

Laps	Sector 1	Sector 2	Sector 3	Lap Time
No.135 Illgen, Kevin				
1	23.879	16.757	16.303	56.939
2	21.472	16.337	16.315	54.124
3	21.227	16.178	16.652	54.057
4	21.191	16.092	16.133	53.416
5	21.180	16.026	16.100	53.306
6	21.104	16.130	16.110	53.344
7	21.436	17.073	16.257	54.766
8	21.123	16.139	16.542	53.804
9	21.083	15.982	16.105	53.170
10	20.907	15.988	16.072	52.967
11	20.949	16.110	16.051	53.110
12	21.053	16.139	16.061	53.253

Laps	Sector 1	Sector 2	Sector 3	Lap Time
No.136 Bos, Jeroen				
1	24.032	16.849	16.370	57.251
2	21.723	16.312	16.271	54.306
3	22.110	16.201	16.231	54.542
4	21.143	16.049	16.114	53.306
5	21.196	16.055	16.079	53.330
6	21.092	16.116	16.122	53.330
7	21.554	16.600	16.227	54.381
8	21.171	16.083	16.993	54.247
9	21.306	16.077	16.359	53.742
10	21.118	16.055	16.075	53.248
11	21.520	16.002	16.020	53.542
12	21.143	15.980	15.982	53.105

Laps	Sector 1	Sector 2	Sector 3	Lap Time
No.137 Kremers, Marijn				
1	23.273	16.587	16.471	56.331
2	21.627	16.264	16.417	54.308
3	21.239	16.601	16.154	53.994
4	21.123	16.102	16.136	53.361
5	21.183	16.124	16.154	53.461
6	21.125	16.044	16.116	53.285

Laps	Sector 1	Sector 2	Sector 3	Lap Time
7	21.069	16.068	16.608	53.745
8	21.173	17.231	16.342	54.746
9	21.117	16.053	16.436	53.606
10	21.182	16.286	16.139	53.607
11	21.062	16.412	16.069	53.543
12	21.090	16.103	16.137	53.330

Laps	Sector 1	Sector 2	Sector 3	Lap Time
No.139 Roy, Maxime				
1	23.694	16.894	16.342	56.930
2	21.675	16.323	16.189	54.187
3	21.270	16.486	16.453	54.209
4	21.451	16.067	16.358	53.876
5	21.134	16.068	16.056	53.258
6	21.137	16.218	16.054	53.409
7	21.000	16.329	15.989	53.318
8	21.158	16.735	16.512	54.405
9	20.964	15.985	16.115	53.064
10	21.188	16.025	16.079	53.292
11	21.012	15.968	15.924	52.904
12	21.042	15.847	15.955	52.844

Laps	Sector 1	Sector 2	Sector 3	Lap Time
No.140 Bizational, Charly				
1	23.232	16.755	16.407	56.394
2	21.447	16.476	16.214	54.137
3	21.139	16.560	16.376	54.075
4	21.101	16.078	16.111	53.290
5	21.382	16.138	16.099	53.619
6	21.046	16.071	16.315	53.432
7	21.303	15.973	16.436	53.712
8	20.982	15.963	16.049	52.994
9	20.944	15.966	16.061	52.971
10	21.000	16.002	16.015	53.017

Laps	Sector 1	Sector 2	Sector 3	Lap Time
No.143 Piccini, Alessio				
1	24.008	16.722	16.314	57.044
2	21.594	16.347	16.331	54.272
3	21.213	16.369	16.175	53.757
4	21.090	15.996	16.071	53.157
5	21.200	16.145	16.067	53.412
6	20.971	15.987	16.290	53.248
7	21.046	18.306	16.244	55.596
8	21.015	16.006	16.841	53.862
9	20.972	16.018	16.009	52.999
10	20.974	15.977	15.958	52.909
11	21.001	16.004	16.012	53.017
12	20.954	15.924	16.000	52.878

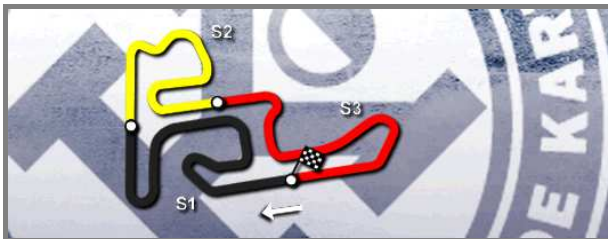
Laps	Sector 1	Sector 2	Sector 3	Lap Time
No.149 Palou, Alex				
1	23.582	16.665	16.330	56.577
2	21.731	16.258	16.172	54.161

Laps	Sector 1	Sector 2	Sector 3	Lap Time
3	21.157	16.158	16.079	53.394
4	20.944	16.132	16.299	53.375
5	21.046	16.011	16.179	53.236
6	21.331	16.062	16.046	53.439
7	20.879	15.756	15.966	52.601
8	20.812	15.861	15.948	52.621
9	20.918	15.894	16.007	52.819
10	20.860	15.972	15.955	52.787
11	20.878	15.847	15.896	52.621
12	20.971	15.832	15.911	52.714

Laps	Sector 1	Sector 2	Sector 3	Lap Time
No.150 Pex, Yard				
1	24.093	16.575	16.344	57.012
2	21.341	16.292	16.304	53.937
3	21.278	16.328	16.352	53.958
4	21.007	15.951	16.031	52.989
5	21.187	16.158	16.301	53.646
6	20.791	15.917	16.297	53.005
7	21.043	17.182	15.969	54.194
8	20.814	16.759	16.482	54.055
9	20.851	16.017	16.142	53.010
10	20.886	15.795	15.899	52.580
11	20.806	15.778	15.856	52.440
12	21.232	15.991	16.341	53.564

Laps	Sector 1	Sector 2	Sector 3	Lap Time
No.153 Steeman, Pepijn				
1	24.189	16.743	17.210	58.142
2	21.366	16.226	16.351	53.943
3	21.271	16.132	16.332	53.735
4	21.193	16.084	16.469	53.746
5	21.218	16.126	16.154	53.498
6	20.989	15.989	16.404	53.382
7	21.244	16.920	18.248	56.412
8	21.236	16.426	16.314	53.976
9	22.194	16.092	16.133	54.419
10	21.074	16.155	16.200	53.429
11	20.993	15.954	16.135	53.082
12	21.007	16.021	16.184	53.212

Laps	Sector 1	Sector 2	Sector 3	Lap Time
No.156 Bruculeri, Adrien				
1	24.386	17.002	16.706	58.094
2	21.631	16.270	16.223	54.124
3	21.261	16.167	16.192	53.620
4	21.086	16.048	16.142	53.276
5	21.055	15.993	16.045	53.093
6	21.068	16.007	16.050	53.125
7	21.598	19.762	16.352	57.712
8	21.424	16.180	16.314	53.918
9	21.871	16.296	16.079	54.246
10	21.039	16.130	16.410	53.579



KZ2

Qualifying Heat C-G

Lap Time Analysis

For information purposes. No official / regulatory value

Laps	Sector 1	Sector 2	Sector 3	Lap Time
11	21.111	15.983	16.057	53.151
12	20.991	16.015	16.019	53.025

No.176 Habulin, Kristijan

Laps	Sector 1	Sector 2	Sector 3	Lap Time
1	23.484	16.732	16.483	56.699
2	21.171	16.217	16.166	53.554
3	21.172	16.096	16.120	53.388
4	21.037	16.108	16.116	53.261
5	21.018	15.979	16.085	53.082
6	20.978	15.907	16.037	52.922
7	20.869	15.924	15.984	52.777
8	20.862	15.983	16.360	53.205
9	21.032	15.992	16.050	53.074
10	20.964	15.959	15.994	52.917
11	20.879	15.913	15.971	52.763
12	20.882	15.946	15.980	52.808

No.177 Dielissen, Casper

Laps	Sector 1	Sector 2	Sector 3	Lap Time
1	24.934	17.012	16.997	58.943
2	21.426	16.426	16.703	54.555
3	21.385	16.397	16.191	53.973
4	21.369	16.202	16.298	53.869
5	21.142	16.072	16.221	53.435
6	21.159	16.137	16.184	53.480
7	21.201	16.225	16.411	53.837
8	21.483	16.599	16.576	54.658
9	21.667	16.186	16.187	54.040
10	21.141	16.412	16.482	54.035
11	21.440	16.178	16.359	53.977
12	21.872	16.378	17.105	55.355

No.182 Prosperi, Enrico

Laps	Sector 1	Sector 2	Sector 3	Lap Time
1	25.017	17.140	16.930	59.087
2	21.564	16.370	16.446	54.380
3	21.394	16.350	16.248	53.992
4	21.360	16.182	16.322	53.864
5	21.217	16.059	16.196	53.472
6	21.201	16.139	16.208	53.548
7	21.228	16.135	16.836	54.199
8	21.381	16.376	16.696	54.453
9	21.890	16.374	16.187	54.451
10	21.252	16.090	16.169	53.511
11	21.310	16.188	16.280	53.778
12	21.902	16.375	16.783	55.060

No.184 Norris, John

Laps	Sector 1	Sector 2	Sector 3	Lap Time
1	23.666	16.734	16.393	56.793
2	21.707	16.284	16.527	54.518
3	21.110	16.559	16.157	53.826
4	21.059	16.121	16.116	53.296

Laps	Sector 1	Sector 2	Sector 3	Lap Time
5	21.140	16.239	16.104	53.483
6	21.071	16.112	16.267	53.450
7	21.069	16.428	16.045	53.542
8	21.116	17.317	19.261	57.694
9	24.617	17.159	16.893	58.669

No.188 Movsesian, Serkos

Laps	Sector 1	Sector 2	Sector 3	Lap Time
1	24.549	17.097	16.653	58.299
2	21.741	16.317	16.316	54.374
3	21.522	16.049	16.189	53.760
4	21.418	16.075	16.028	53.521
5	21.057	16.364	16.119	53.540
6	21.087	16.082	16.195	53.364
7	21.178	16.516	16.273	53.967
8	21.058	15.995	16.197	53.250
9	21.117	15.999	16.198	53.314
10	21.074	16.017	16.102	53.193
11	21.434	16.130	16.513	54.077
12	21.139	16.158	16.187	53.484

No.200 Van Meever, Maks

Laps	Sector 1	Sector 2	Sector 3	Lap Time
1	23.359	16.891	16.723	56.973
2	21.358	16.312	16.225	53.895
3	21.259	16.678	16.250	54.187
4	21.026	16.104	16.287	53.417
5	21.033	16.007	16.305	53.345
6	21.258	16.048	16.370	53.676
7	21.101	15.973	16.043	53.117
8	20.989	15.976	16.098	53.063
9	21.003	16.024	16.091	53.118
10	21.058	16.054	16.083	53.195
11	20.973	15.973	16.069	53.015
12	21.084	16.026	16.160	53.270

No.201 Antonsen, Emil

Laps	Sector 1	Sector 2	Sector 3	Lap Time
1	23.133	16.587	16.256	55.976
2	21.204	15.994	16.167	53.365
3	21.074	15.987	16.115	53.176
4	21.033	15.891	16.069	52.993
5	20.957	15.876	16.061	52.894
6	20.899	15.832	16.005	52.736
7	20.883	15.795	16.000	52.678
8	20.899	15.826	16.071	52.796
9	20.956	15.897	16.008	52.861
10	20.929	15.918	16.065	52.912
11	20.873	15.832	16.010	52.715
12	21.047	15.927	16.269	53.243

No.204 Maxa, Radim

Laps	Sector 1	Sector 2	Sector 3	Lap Time
1	23.459	16.523	16.325	56.307

Laps	Sector 1	Sector 2	Sector 3	Lap Time
2	21.696	16.251	16.371	54.318
3	21.242	16.392	16.257	53.891
4	21.154	16.042	16.154	53.350
5	21.121	16.202	16.428	53.751
6	21.296	16.374	16.305	53.975
7	21.697	17.213	16.213	55.123
8	21.184	16.073	16.392	53.649
9	21.178	16.026	16.093	53.297
10	21.291	15.996	16.148	53.435
11	21.075	15.961	16.020	53.056
12	21.002	15.976	16.097	53.075

No.206 Kreutz, Patrick

Laps	Sector 1	Sector 2	Sector 3	Lap Time
1	24.407	17.021	16.759	58.187
2	21.526	16.155	16.338	54.019
3	21.306	16.236	16.796	54.338
4	21.231	16.105	16.136	53.472
5	21.264	16.662	16.126	54.052
6	21.048	15.992	16.169	53.209
7	21.150	16.679	16.319	54.148
8	21.918	16.715	16.152	54.785
9	21.140	16.041	16.101	53.282
10	21.123	16.001	16.059	53.183
11	21.005	15.982	16.060	53.047
12	21.099	16.038	16.184	53.321

No.210 Savona, Federico

Laps	Sector 1	Sector 2	Sector 3	Lap Time
1	24.224	16.955	16.640	57.819
2	21.720	16.356	16.206	54.282
3	21.200	16.158	16.434	53.792
4	20.963	15.999	16.142	53.104
5	21.368	16.161	16.118	53.647
6	20.982	16.009	16.044	53.035
7	21.106	17.069	16.230	54.405
8	21.045	16.035	16.387	53.467
9	21.468	15.982	16.013	53.463
10	20.988	16.022	16.191	53.201
11	21.339	15.962	16.047	53.348
12	21.133	15.934	16.036	53.103

No.213 Bray, Daniel

Laps	Sector 1	Sector 2	Sector 3	Lap Time
1	23.241	16.670	16.530	56.441
2	21.410	16.480	16.151	54.041
3	21.136	16.140	16.084	53.360
4	21.098	15.940	15.972	53.010
5	20.982	15.891	15.972	52.845
6	21.135	15.849	15.970	52.954
7	20.847	15.904	15.904	52.655
8	21.005	15.878	16.151	53.034
9	20.919	15.847	15.997	52.763



KZ2

Qualifying Heat C-G

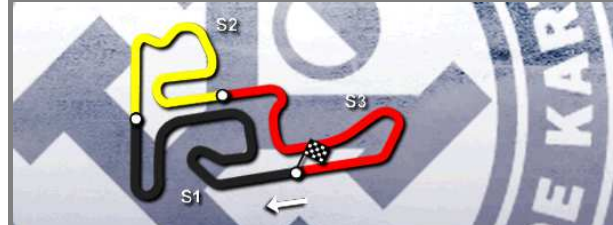
Lap Time Analysis

For information purposes. No official / regulatory value

Laps	Sector 1	Sector 2	Sector 3	Lap Time
10	20.989	15.911	16.020	52.920
11	20.902	15.869	15.926	52.697
12	20.934	15.799	15.925	52.658

No.215 Buznikov, Philipp

	Sector 1	Sector 2	Sector 3	Lap Time
1	24.628	17.235	16.627	58.490
2	21.740	16.423	16.405	54.568
3	21.482	16.135	16.273	53.890
4	21.139	16.054	16.123	53.316
5	21.071	16.288	16.096	53.455
6	20.970	15.979	16.064	53.013
7	21.031	16.911	17.334	55.276
8	21.401	16.251	16.110	53.762
9	21.221	16.078	16.042	53.341
10	20.905	15.983	16.018	52.906
11	20.922	15.982	16.216	53.120
12	21.018	15.907	16.116	53.041



KZ2

Qualifying Heat C-G

Document 38

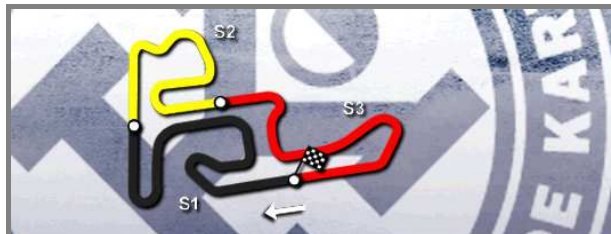
Starting Grid

Subject to scrutineering & sporting investigations

188	Movsesian, Serkos Maranello / TM / B'stone		12	217	Oswald, Rene Tony Kart / Vortex / B'stone	
210	Savona, Federico Top Kart / TM / B'stone		11	156	Brucculeri, Adrien Tony Kart / Vortex / B'stone	
182	Prosperi, Enrico Tony Kart / Vortex / B'stone		10	129	Lundberg, Douglas Maranello / TM / B'stone	
153	Steeman, Pepijn CRG / TM / B'stone		9	206	Kreutz, Patrick CKR / De Bei / B'stone	
150	Pex, Yard CRG / TM / B'stone		8	215	Buznikov, Philipp CRG / TM / B'stone	
204	Maxa, Radim Praga / Parilla / B'stone		7	135	Illgen, Kevin CRG / TM / B'stone	
136	Bos, Jeroen Birel / TM / B'stone		6	177	Dielissen, Casper RK / Modena Engines / B'stone	
139	Roy, Maxime Tony Kart / Vortex / B'stone		5	143	Piccini, Alessio Tony Kart / Vortex / B'stone	
137	Kremers, Marijn Birel / TM / B'stone		4	149	Palou, Alex CRG / Maxter / B'stone	
184	Norris, John Mach 1 / TM / B'stone		3	140	Bizalion, Charly BRM / Modena Engines / B'stone	
201	Antonsen, Emil DR / TM / B'stone		2	213	Bray, Daniel GP / TM / B'stone	
176	Habulin, Kristijan CRG / Modena Engines / B'stone		1	200	Van Meever, Maks Lenzokart / TM / B'stone	

POLE POSITION





Genk 26 - 30.06.2013



CIK-FIA European Championship (Rd2)

KZ2

**Qualifying Heat A-D
Results**

Document 61.1

Subject to scrutineering & sporting investigations

Rnk	No.	Entrant	Nat	Driver	Nat	Equipment	Laps	Gap	Interv.	Best Lap	Penalty	Points
1	130	Maranello Kart	ITA	Zanchetta, Marco	ITA	Maranello / TM / B'stone	12			52.489		0
2	180	KSM Racing Team	DEU	Schmitz, Alexander	DEU	Tony Kart / Vortex / B'stone	12	0.733	0.733	52.516		2
3	168	G-Star Raw Racing	BEL	Szymkowiak, Jules	NLD	Zanardi / TM / B'stone	12	1.386	0.653	52.778		3
4	155	CRG Holland	NLD	Wiggers, Symen	NLD	CRG / TM / B'stone	12	3.431	2.045	52.919		4
5	164	Energy Corse	ITA	Hays, Christopher	AUS	Energy / TM / B'stone	12	3.668	0.237	52.915		5
6	191	Marconi, Tommaso	ITA	Marconi, Tommaso	ITA	First / TM / B'stone	12	4.135	0.467	52.780		6
7	142	BRM Racing	ITA	Zanchi, Matteo	ITA	BRM / Modena Engines / B'stone	12	4.622	0.487	53.038		7
8	152	CRG Holland	NLD	Schmidt, Dominik	DEU	CRG / TM / B'stone	12	5.831	1.209	52.821		8
9	195	RS-Motorsport	DEU	Zimmermann, Tim	DEU	ART GP / TM / B'stone	12	7.325	1.494	52.682		9
10	151	CRG Holland	NLD	Rasmussen, Nikolaj	DNK	Dino / TM / B'stone	12	8.786	1.461	52.985		10
11	207	DR Srl	ITA	Negro, Riccardo	DEU	DR / TM / B'stone	12	9.964	1.178	52.750	+10.000	11
12	193	Racing Motor DK	DNK	Poulsen, Lasse	DNK	LH / TM / B'stone	12	10.566	0.602	53.115		12
13	123	TBkart Srl	ITA	Brenna, Simone	ITA	TB Kart / Modena Engines / B'stone	12	11.040	0.474	52.531	+10.000	13
14	163	Energy Corse	ITA	Faint, Jason	AUS	Energy / TM / B'stone	12	11.802	0.762	53.265		14
15	147	CRG Racing Germany	DEU	Weber, Johann Stefan	DEU	CRG / TM / B'stone	12	12.124	0.322	53.275		15
16	199	Charles, Kenny	BEL	Charles, Kenny	BEL	Merlin / TM / B'stone	12	12.421	0.297	52.742	+10.000	16
17	157	De Gaye, Brice	FRA	De Gaye, Brice	FRA	CRG / Maxter / B'stone	12	14.911	2.490	52.921	+10.000	17
18	170	Kuovi, Jan	FIN	Kuovi, Jan	FIN	Rosso Korsaa / TM / B'stone	12	17.226	2.315	53.635		18
19	162	Eisenbeis, Christian	DEU	Eisenbeis, Christian	DEU	CKR / TM / B'stone	12	17.386	0.160	53.472		19
20	202	RK Racing Team	AUT	Gyr, Kevin	CHE	RK / TM / B'stone	8	4 Laps	4 Laps	53.350		20
21	169	Harmuth, Nicolas	FRA	Harmuth, Nicolas	FRA	GP / Maxter / B'stone	3	9 Laps	5 Laps	54.572		21
22	128	Da Silva, Clement	FRA	Da Silva, Clement	FRA	Birel / TM / B'stone	1	11 Laps	2 Laps	57.145		22
23	132	Hansen, Jonas	DNK	Hansen, Jonas	DNK	Maranello / Vortex / B'stone	1	11 Laps	0.152	57.695		23

No.207 Negro, Riccardo : 10 sec time penalty for jump start (art 2.20 CIK General Prescriptions). According to Stewards' Decision No.65.

No.123 Brenna, Simone : 10 sec time penalty for jump start (art 2.20 CIK General Prescriptions). According to Stewards' Decision No.64.

No.199 Charles, Kenny : 10 sec time penalty for jump start (art 2.20 CIK General Prescriptions). According to Stewards' Decision No.67.

No.157 De Gaye, Brice : 10 sec time penalty for jump start (art 2.20 CIK General Prescriptions). According to Stewards' Decision No.66.

Not Classified

	154	CRG Holland	NLD	Törnqvist, Morgen	SWE	CRG / TM / B'stone		DNS				25
--	-----	-------------	-----	-------------------	-----	--------------------	--	-----	--	--	--	----

Leaders : No.207 Negro, Riccardo (1-12)

Start Time : 29/06 - 16:36:50

Best Lap : No.130 Zanchetta, Marco 52.489 93.27 Kph

Weather : Slightly cloudy Air : 18°C Track : Dry

Event Record : No.108 Tiene, Felice 52.174 93.83 Kph

DOCUMENT N° 67

DÉCISION DES COMMISSAIRES SPORTIFS

STEWARDS' DECISION

PÉNALITÉ INFLIGÉE AU CONCURRENT (NOM) : <i>PENALTY INFLICTED UPON THE ENTRANT (NAME):</i>	Charles, Kenny
NATIONALITÉ / NATIONALITY:	BEL
N°: No.: 199	PILOTE : DRIVER : Charles, Kenny

Concerne la partie de l'Épreuve : **KZ2 - Qualifying Heat A-D**
Concerns the part of the event:

ÉNONCÉ / STATEMENT:

10 sec time penalty in the above session concerned

MOTIF / REASON:

The kart of the Driver concerned moved before the start signal was given (switching off the red lights), reported by the Judge of Facts. Having considered the Report of the Judge of Facts, considering the video evidence and after hearing the Entrant concerned, the Stewards assess this fact as a violation against art 2.20 CIK-FIA General Prescriptions. The Stewards take their decision in application of art. 2.24 CIK-FIA General Prescriptions and art. 152 & 153 FIA International Sporting Code.

Décision annoncée <i>Decision announced</i>	Date / Date: 29/06/2013	Heure / Time: 17:14
---	--------------------------------	----------------------------

Nom / Name	Signature
Président du Collège / <i>Chairman of the Panel:</i>	
Horst SEIDEL (DEU) :
Membres du Collège / <i>Members of the Panel:</i>	
Jaakko MARKULA (FIN) :
Philippe LACKMAN (BEL) :

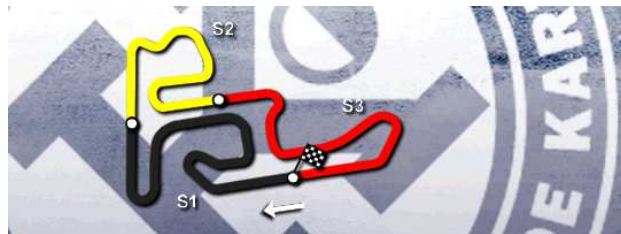
NOTIFICATION AU CONCURRENT CONCERNÉ / NOTIFICATION TO THE RELEVANT ENTRANT

Je soussigné :
I undersigned: Nom personnel / personal name

Représentant du Concurrent : **Charles, Kenny**
Representing the Entrant: Nom du Concurrent / Entrant's name

Certifie avoir reçu notification du document N° **67** des Commissaires Sportifs de l'Épreuve.
Certify that I have been notified of document No. by the Stewards of the Meeting.

Date : Heure / Time: Signature :



Genk 26 - 30.06.2013



KZ2

CIK-FIA European Championship (Rd2)



CIK-KARTING EUROPEAN CHAMPIONSHIP

DOCUMENT N° 66

**DÉCISION DES COMMISSAIRES SPORTIFS
STEWARDS' DECISION**

PÉNALITÉ INFLIGÉE AU CONCURRENT (NOM) : **De Gaye, Brice**
PENALTY INFLICTED UPON THE ENTRANT (NAME):

NATIONALITÉ / NATIONALITY: **FRA**

N°: **157**
No.:

PILOTE : **De Gaye, Brice**
DRIVER :

Concerne la partie de l'Épreuve : **KZ2 - Qualifying Heat A-D**
Concerns the part of the event:

ÉNONCÉ / STATEMENT:

10 sec time penalty in the above session concerned

MOTIF / REASON:

The kart of the Driver concerned moved before the start signal was given (switching off the red lights), reported by the Judge of Facts. Having considered the Report of the Judge of Facts, considering the video evidence and after hearing the Entrant concerned, the Stewards assess this fact as a violation against art 2.20 CIK-FIA General Prescriptions. The Stewards take their decision in application of art. 2.24 CIK-FIA General Prescriptions and art. 152 & 153 FIA International Sporting Code.

Décision annoncée
Decision announced

Date / Date: **29/06/2013**

Heure / Time: **17:10**

Nom / Name

Signature

Président du Collège / *Chairman of the Panel:*

Horst SEIDEL (DEU) :

Membres du Collège / *Members of the Panel:*

Jaakko MARKULA (FIN) :

Philippe LACKMAN (BEL) :

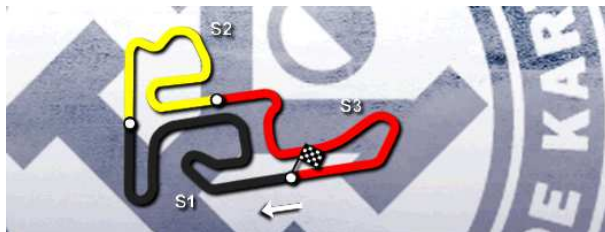
NOTIFICATION AU CONCURRENT CONCERNÉ / NOTIFICATION TO THE RELEVANT ENTRANT

Je soussigné :
I undersigned: Nom personnel / *personal name*

Représentant du Concurrent : **De Gaye, Brice**
Representing the Entrant: Nom du Concurrent / *Entrant's name*

Certifie avoir reçu notification du document N° **66** des Commissaires Sportifs de l'Épreuve.
Certify that I have been notified of document No. by the Stewards of the Meeting.

Date : Heure / Time: Signature :



DOCUMENT N° 65
DÉCISION DES COMMISSAIRES SPORTIFS
STEWARDS' DECISION

PÉNALITÉ INFLIGÉE AU CONCURRENT (NOM) : **DR Srl**
PENALTY INFLICTED UPON THE ENTRANT (NAME):

NATIONALITÉ / NATIONALITY: **ITA**

N°: **207** PILOTE : **Negro, Riccardo**
No.: DRIVER :

Concerne la partie de l'Épreuve : **KZ2 - Qualifying Heat A-D**
Concerns the part of the event:

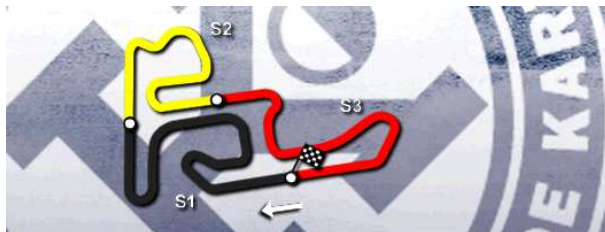
ÉNONCÉ / STATEMENT:
10 sec time penalty in the above session concerned

MOTIF / REASON:
The kart of the Driver concerned moved before the start signal was given (switching off the red lights), reported by the Judge of Facts. Having considered the Report of the Judge of Facts, considering the video evidence and after hearing the Entrant concerned, the Stewards assess this fact as a violation against art 2.20 CIK-FIA General Prescriptions. The Stewards take their decision in application of art. 2.24 CIK-FIA General Prescriptions and art. 152 & 153 FIA International Sporting Code.

Décision annoncée Date / Date: **29/06/2013** Heure / Time: **17:07**
Decision announced

Nom / Name Signature
Président du Collège / Chairman of the Panel:
Horst SEIDEL (DEU) :
Membres du Collège / Members of the Panel:
Jaakko MARKULA (FIN) :
Philippe LACKMAN (BEL) :

NOTIFICATION AU CONCURRENT CONCERNÉ / NOTIFICATION TO THE RELEVANT ENTRANT
Je soussigné :
I undersigned: Nom personnel / personal name
Représentant du Concurrent : **DR Srl**
Representing the Entrant: Nom du Concurrent / Entrant's name
Certifie avoir reçu notification du document N° **65** des Commissaires Sportifs de l'Épreuve.
Certify that I have been notified of document No. **65** *by the Stewards of the Meeting.*
Date : Heure / Time: Signature :



DOCUMENT N° 64
DÉCISION DES COMMISSAIRES SPORTIFS
STEWARDS' DECISION

PÉNALITÉ INFLIGÉE AU CONCURRENT (NOM) : **TBkart Srl**
PENALTY INFLICTED UPON THE ENTRANT (NAME):

NATIONALITÉ / NATIONALITY: **ITA**

N°: **123** PILOTE : **Brenna, Simone**
No.: DRIVER :

Concerne la partie de l'Épreuve : **KZ2 - Qualifying Heat A-D**
Concerns the part of the event:

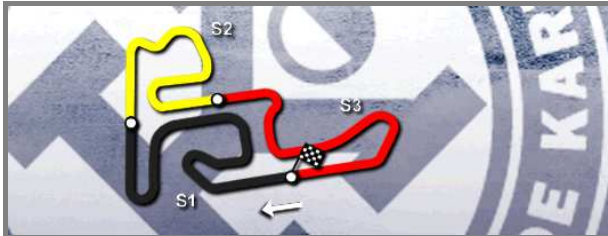
ÉNONCÉ / STATEMENT:
10 sec time penalty in the above session concerned

MOTIF / REASON:
The kart of the Driver concerned moved before the start signal was given (switching off the red lights), reported by the Judge of Facts. Having considered the Report of the Judge of Facts, considering the video evidence and after hearing the Entrant concerned, the Stewards assess this fact as a violation against art 2.20 CIK-FIA General Prescriptions. The Stewards take their decision in application of art. 2.24 CIK-FIA General Prescriptions and art. 152 & 153 FIA International Sporting Code.

Décision annoncée Date / Date: **29/06/2013** Heure / Time: **16:59**
Decision announced

Nom / Name Signature
Président du Collège / Chairman of the Panel:
Horst SEIDEL (DEU) :
Membres du Collège / Members of the Panel:
Jaakko MARKULA (FIN) :
Philippe LACKMAN (BEL) :

NOTIFICATION AU CONCURRENT CONCERNÉ / NOTIFICATION TO THE RELEVANT ENTRANT
Je soussigné :
I undersigned: Nom personnel / personal name
Représentant du Concurrent : **TBkart Srl**
Representing the Entrant: Nom du Concurrent / Entrant's name
Certifie avoir reçu notification du document N° **64** des Commissaires Sportifs de l'Épreuve.
Certify that I have been notified of document No. **64** *by the Stewards of the Meeting.*
Date : Heure / Time: Signature :



Genk 26 - 30.06.2013



CIK-FIA European Championship (Rd2)

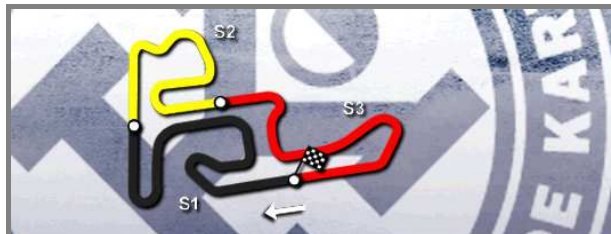
KZ2

Qualifying Heat A-D

Lap Chart

For information purposes. No official / regulatory value

	1	2	3	4	5	6	7	8	9	10	11	12	13	14	15	16	17	18	19	20	21	22	23	24	
Grid	199	157	207	168	155	180	142	191	130	132	154	123	164	202	128	152	147	193	163	195	162	151	170	169	
Start	199	157	207	168	155	180	142	191	130	123	132	164	202	128	152	193	195	151	169	147	162	163	170		
Lap 1 Interval	207	199 0.3	168 0.1	155 0.2	180 0.1	142 0.8	123 0.7	157 0.0	130 0.1	164 0.3	128 0.1	132 0.1	191 0.3	152 0.1	202 0.2	193 0.4	151 0.1	195 0.1	163 1.3	147 0.2	170 0.6	162 0.3	169 0.3		
Lap 2	207	168 0.8	180 0.1	199 0.3	155 0.1	142 0.4	123 0.1	130 0.1	164 0.9	157 0.2	191 0.5	152 0.2	202 0.2	151 0.3	195 0.1	193 0.4	163 1.2	147 0.2	170 1.2	169 0.7	162 2.3				
Lap 3	207	180 0.6	168 0.2	199 0.3	155 0.2	123 0.2	130 0.1	142 0.4	164 0.5	157 0.4	191 0.5	202 0.4	152 0.4	195 0.7	151 0.1	193 0.2	163 0.6	147 0.5	170 2.2	169 0.1	162 1.9				
Lap 4	207	180 0.5	168 0.1	199 0.4	155 0.1	130 0.2	123 0.2	142 0.3	164 0.3	157 0.5	191 0.4	202 0.8	152 0.2	195 0.8	151 0.2	193 0.3	163 0.6	147 0.4	170 2.9	162 1.7					
Lap 5	207	168 0.7	180 0.4	199 0.2	130 0.0	155 0.2	123 0.1	164 0.5	142 0.1	157 0.4	191 0.3	202 1.2	152 0.1	195 0.8	151 0.2	193 0.5	163 0.7	147 0.3	170 3.5	162 1.0					
Lap 6	207	168 0.6	180 0.6	130 0.3	123 0.4	199 0.1	155 0.1	164 0.1	142 0.2	157 0.3	191 0.2	152 1.7	202 0.3	195 0.1	151 0.2	193 0.8	163 0.6	147 0.5	170 3.9	162 0.5					
Lap 7	207	168 0.4	130 0.8	180 0.2	123 0.1	199 0.4	155 0.2	164 0.1	142 0.3	157 0.4	191 0.0	152 1.8	195 2.2	151 0.1	193 0.9	202 0.1	163 0.2	147 0.2	170 3.5	162 0.2					
Lap 8	207	168 0.3	130 0.6	180 0.4	123 0.2	199 0.5	155 0.7	164 0.1	142 0.2	191 0.3	157 0.3	152 1.3	195 2.3	151 0.2	193 1.0	202 0.1	163 0.4	147 0.3	170 3.7	162 0.4					
Lap 9	207	168 0.3	130 0.3	180 0.6	123 0.2	199 0.6	155 0.9	164 0.1	142 0.3	191 0.0	157 0.4	152 1.6	195 1.9	151 0.6	193 1.3	163 0.5	147 0.6	170 3.9	162 0.1						
Lap 10	207	168 0.3	130 0.1	180 0.5	123 0.2	199 0.9	155 1.0	164 0.1	191 0.7	142 0.1	157 0.2	152 1.2	195 1.7	151 0.9	193 1.3	163 0.7	147 0.6	170 4.3	162 0.0						
Lap 11	207	130 0.2	168 0.4	180 0.1	123 0.2	199 1.2	155 1.0	164 0.1	191 0.7	142 0.3	157 0.2	152 1.0	195 1.6	151 1.2	193 1.5	163 0.9	147 0.5	170 4.6	162 0.1						
Lap 12	207	130 0.0	180 0.7	123 0.3	168 0.3	199 1.0	155 1.0	164 0.2	191 0.4	142 0.4	157 0.2	152 0.9	195 1.4	151 1.4	193 1.7	163 1.2	147 0.3	170 5.1	162 0.1						



KZ2

Qualifying Heat A-D

Lap Time Analysis

For information purposes. No official / regulatory value

Laps	Sector 1	Sector 2	Sector 3	Lap Time
No.123 Brenna, Simone				
1	23.489	16.928	16.414	56.831
2	21.279	16.049	16.271	53.599
3	21.199	16.012	16.241	53.452
4	21.212	16.496	16.066	53.774
5	21.009	16.204	16.162	53.375
6	21.065	15.945	16.023	53.033
7	20.816	15.884	16.016	52.716
8	20.912	15.883	16.059	52.854
9	20.836	15.825	15.998	52.659
10	20.815	15.806	15.910	52.531
11	20.871	15.803	15.948	52.622
12	20.810	16.137	16.055	53.002

No.128 Da Silva, Clement				
1	23.721	17.020	16.404	57.145

No.130 Zanchetta, Marco				
1	23.837	17.042	16.365	57.244
2	21.308	16.164	16.150	53.622
3	21.160	16.111	16.136	53.407
4	21.197	16.120	16.025	53.342
5	21.030	16.072	16.140	53.242
6	21.092	16.005	15.937	53.034
7	20.865	15.866	16.015	52.746
8	20.823	15.791	15.936	52.550
9	20.812	15.772	15.905	52.489
10	20.795	15.905	15.910	52.610
11	20.881	15.789	15.861	52.531
12	20.767	16.035	16.033	52.835

No.132 Hansen, Jonas				
1	24.334	16.954	16.407	57.695

No.142 Zanchi, Matteo				
1	23.582	16.519	16.447	56.548
2	21.531	16.283	16.315	54.129
3	21.267	16.683	16.287	54.237
4	21.247	16.102	16.157	53.506
5	21.094	16.081	16.513	53.688
6	21.137	15.966	16.156	53.259
7	21.032	16.018	16.080	53.130
8	21.078	16.011	16.184	53.273
9	20.956	15.951	16.152	53.059
10	21.504	15.999	16.050	53.553
11	21.053	15.899	16.086	53.038
12	20.966	15.909	16.176	53.051

Laps	Sector 1	Sector 2	Sector 3	Lap Time
No.147 Weber, Johann Stefan				
1	25.369	17.553	16.689	59.611
2	21.545	16.443	16.418	54.406
3	21.390	16.329	16.446	54.165
4	21.297	16.163	16.256	53.716
5	21.216	16.139	16.194	53.549
6	21.239	16.149	16.167	53.555
7	21.196	16.447	16.620	54.263
8	21.368	16.089	16.195	53.652
9	21.142	16.225	16.238	53.605
10	21.120	16.115	16.083	53.318
11	21.076	15.993	16.206	53.275
12	21.080	16.136	16.076	53.292

No.151 Rasmussen, Nikolaj				
1	24.390	17.015	16.579	57.984
2	21.355	16.225	16.539	54.119
3	22.096	16.286	16.282	54.664
4	21.605	16.075	16.184	53.864
5	21.142	15.995	16.109	53.246
6	21.031	15.961	16.085	53.077
7	22.627	16.200	16.063	54.890
8	21.170	15.995	16.001	53.166
9	21.067	15.941	16.106	53.114
10	21.065	16.000	15.997	53.062
11	21.078	15.890	16.037	53.005
12	20.966	15.950	16.069	52.985

No.152 Schmidt, Dominik				
1	24.154	16.935	16.755	57.844
2	21.337	16.458	16.516	54.311
3	21.199	16.915	16.253	54.367
4	21.309	16.155	16.119	53.583
5	21.107	16.092	16.136	53.335
6	21.155	16.096	16.155	53.406
7	21.000	16.053	16.108	53.161
8	20.940	16.040	16.038	53.018
9	21.052	16.095	16.048	53.195
10	20.896	15.912	16.039	52.847
11	20.874	15.917	16.030	52.821
12	20.917	15.932	16.094	52.943

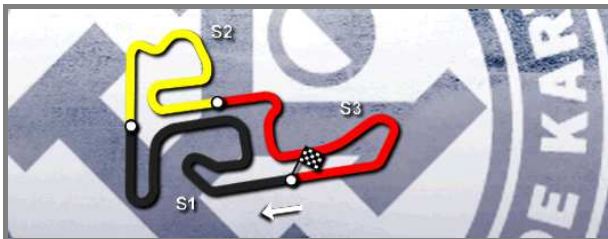
No.155 Wiggers, Symen				
1	23.089	16.412	16.338	55.839
2	21.653	16.621	16.504	54.778
3	21.305	16.240	16.327	53.872
4	21.170	16.111	16.187	53.468
5	21.134	16.372	16.188	53.694
6	21.498	15.988	16.102	53.588

7	21.016	16.025	16.040	53.081
8	21.154	16.046	16.200	53.400
9	20.919	16.016	16.044	52.979
10	20.920	15.990	16.009	52.919
11	20.927	15.964	16.051	52.942
12	20.927	16.009	16.153	53.089

No.157 De Gaye, Brice				
1	25.065	16.871	16.598	58.534
2	21.816	16.770	16.286	54.872
3	21.191	16.177	16.342	53.710
4	21.201	16.113	16.134	53.448
5	21.026	16.025	16.110	53.161
6	21.052	15.980	16.153	53.185
7	20.957	16.032	16.237	53.226
8	21.412	16.042	16.098	53.552
9	20.914	15.934	16.073	52.921
10	21.137	15.990	16.102	53.229
11	21.000	15.955	16.125	53.080
12	20.953	15.961	16.131	53.045

No.162 Eisenbeis, Christian				
1	24.556	18.772	17.188	1:00.516
2	24.155	16.781	16.900	57.836
3	21.579	16.228	16.353	54.160
4	21.519	16.173	16.288	53.980
5	21.231	16.158	16.199	53.588
6	21.201	16.106	16.165	53.472
7	21.217	16.142	16.224	53.583
8	21.238	16.397	16.311	53.946
9	21.166	16.197	16.229	53.592
10	21.270	16.137	16.166	53.573
11	21.387	16.066	16.257	53.710
12	21.297	16.242	16.160	53.699

No.163 Faint, Jason				
1	25.106	17.516	16.727	59.349
2	21.555	16.302	16.523	54.380
3	21.338	16.170	16.360	53.868
4	21.351	16.107	16.393	53.851
5	21.269	16.027	16.260	53.556
6	21.115	16.001	16.238	53.354
7	21.363	16.756	16.520	54.639
8	21.294	16.042	16.201	53.537
9	21.131	15.989	16.145	53.265
10	21.105	16.051	16.157	53.313
11	21.202	16.019	16.190	53.411
12	21.208	16.025	16.280	53.513



KZ2

Qualifying Heat A-D

Lap Time Analysis

For information purposes. No official / regulatory value

Laps	Sector 1	Sector 2	Sector 3	Lap Time
No.164 Hays, Christopher				
1	23.805	16.788	16.525	57.118
2	21.435	16.452	16.282	54.169
3	21.201	16.126	16.130	53.457
4	21.153	16.109	16.097	53.359
5	21.037	15.950	16.203	53.190
6	21.022	15.919	16.138	53.079
7	21.134	15.901	16.016	53.051
8	21.144	16.126	16.116	53.386
9	20.975	15.981	16.017	52.973
10	21.005	15.981	15.970	52.956
11	20.969	15.950	15.996	52.915
12	21.007	16.019	16.142	53.168

Laps	Sector 1	Sector 2	Sector 3	Lap Time
No.168 Szymkowiak, Jules				
1	23.114	16.405	16.234	55.753
2	21.503	16.478	16.392	54.373
3	21.248	16.498	16.279	54.025
4	21.162	16.021	16.216	53.399
5	20.980	15.980	16.308	53.268
6	20.929	15.887	16.054	52.870
7	20.886	15.920	16.021	52.827
8	20.943	15.899	15.996	52.838
9	20.898	15.898	15.989	52.785
10	20.887	15.851	16.040	52.778
11	21.211	15.875	16.013	53.099
12	20.896	16.814	16.084	53.794

Laps	Sector 1	Sector 2	Sector 3	Lap Time
No.169 Harmuth, Nicolas				
1	25.002	19.122	16.778	1:00.902
2	21.794	16.639	16.710	55.143
3	21.530	16.543	16.499	54.572

Laps	Sector 1	Sector 2	Sector 3	Lap Time
No.170 Kuovi, Jan				
1	25.888	17.209	16.984	1:00.081
2	21.842	16.712	16.509	55.063
3	22.060	16.482	16.572	55.114
4	21.519	16.331	16.555	54.405
5	21.476	16.274	16.452	54.202
6	21.326	16.243	16.414	53.983
7	21.349	16.210	16.321	53.880
8	21.292	16.183	16.328	53.803
9	21.270	16.261	16.314	53.845
10	21.199	16.154	16.311	53.664
11	21.178	16.143	16.314	53.635
12	21.224	16.215	16.260	53.699

Laps	Sector 1	Sector 2	Sector 3	Lap Time
No.180 Schmitz, Alexander				
1	23.514	16.233	16.247	55.994
2	21.306	16.499	16.277	54.082

Laps	Sector 1	Sector 2	Sector 3	Lap Time
3	21.157	16.208	16.186	53.551
4	21.173	16.119	16.216	53.508
5	20.992	16.019	16.924	53.935
6	21.015	15.954	16.024	52.993
7	21.034	15.933	16.382	53.349
8	20.866	15.908	15.999	52.773
9	20.811	15.868	15.973	52.652
10	20.750	15.840	15.926	52.516
11	20.790	15.878	15.921	52.589
12	20.871	16.101	16.008	52.980

Laps	Sector 1	Sector 2	Sector 3	Lap Time
No.191 Marconi, Tommaso				
1	24.903	17.040	16.466	58.409
2	21.339	16.454	16.406	54.199
3	21.234	16.228	16.275	53.737
4	21.180	16.084	16.128	53.392
5	21.064	15.896	16.100	53.060
6	21.023	15.926	16.042	52.991
7	21.017	15.975	16.064	53.056
8	21.195	15.916	16.067	53.178
9	20.967	15.843	15.970	52.780
10	21.264	15.984	16.053	53.301
11	20.989	15.887	15.991	52.867
12	20.944	15.916	16.032	52.892

Laps	Sector 1	Sector 2	Sector 3	Lap Time
No.193 Poulsen, Lasse				
1	24.441	17.218	16.616	58.275
2	22.082	16.297	16.390	54.769
3	21.713	16.343	16.357	54.413
4	21.534	16.161	16.217	53.912
5	21.205	16.063	16.160	53.428
6	21.190	16.098	16.156	53.444
7	21.847	16.722	16.340	54.909
8	21.152	16.011	16.160	53.323
9	21.188	16.036	16.130	53.354
10	21.060	15.993	16.062	53.115
11	21.094	16.011	16.107	53.212
12	21.098	16.008	16.093	53.199

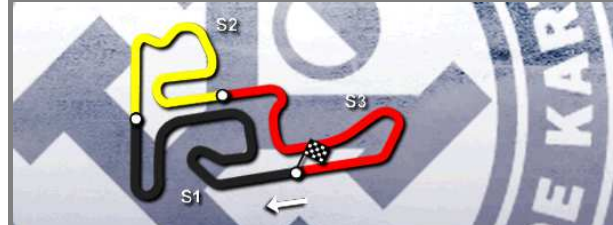
Laps	Sector 1	Sector 2	Sector 3	Lap Time
No.195 Zimmermann, Tim				
1	24.924	17.052	16.429	58.405
2	21.410	16.348	16.352	54.110
3	21.686	16.302	16.415	54.403
4	21.467	16.057	16.194	53.718
5	21.121	16.043	16.147	53.311
6	21.022	15.942	16.113	53.077
7	22.652	16.197	16.053	54.902
8	21.133	15.930	16.036	53.099
9	20.937	15.850	15.988	52.775
10	20.852	15.858	15.972	52.682

Laps	Sector 1	Sector 2	Sector 3	Lap Time
11	20.931	15.841	15.969	52.741
12	20.871	15.872	16.025	52.768

Laps	Sector 1	Sector 2	Sector 3	Lap Time
No.199 Charles, Kenny				
1	23.436	16.847	16.271	56.554
2	21.629	16.752	16.682	55.063
3	21.231	16.275	16.340	53.846
4	21.158	16.131	16.231	53.520
5	21.055	16.006	16.485	53.546
6	21.054	16.373	16.314	53.741
7	20.984	15.982	16.048	53.014
8	20.928	15.948	16.032	52.908
9	20.902	15.870	16.028	52.800
10	20.896	15.845	16.001	52.742
11	20.989	15.910	16.059	52.958
12	20.971	16.046	16.129	53.146

Laps	Sector 1	Sector 2	Sector 3	Lap Time
No.202 Gyr, Kevin				
1	24.442	17.142	16.552	58.136
2	21.424	16.353	16.550	54.327
3	21.155	16.271	16.228	53.654
4	21.261	16.256	16.318	53.835
5	21.158	16.094	16.177	53.429
6	21.698	16.053	16.117	53.868
7	22.777	16.980	16.552	56.309
8	21.180	16.092	16.078	53.350

Laps	Sector 1	Sector 2	Sector 3	Lap Time
No.207 Negro, Riccardo				
1	22.952	16.351	16.320	55.623
2	21.371	16.279	16.358	54.008
3	21.334	16.229	16.367	53.930
4	21.266	16.197	16.209	53.672
5	21.078	15.966	16.138	53.182
6	21.007	15.918	16.056	52.981
7	20.975	16.033	16.041	53.049
8	20.988	15.914	15.988	52.890
9	20.920	15.883	15.991	52.794
10	20.920	15.891	15.993	52.804
11	20.917	15.843	15.990	52.750
12	20.874	16.004	16.195	53.073



KZ2

Qualifying Heat A-D


Document 37

Starting Grid

Subject to scrutineering & sporting investigations

170	Kuovi, Jan Rosso Korsä / TM / B'stone		12	169	Harmuth, Nicolas GP / Maxter / B'stone	
162	Eisenbeis, Christian CKR / TM / B'stone		11	151	Rasmussen, Nikolaj Dino / TM / B'stone	
163	Faint, Jason Energy / TM / B'stone		10	195	Zimmermann, Tim ART GP / TM / B'stone	
147	Weber, Johann Stefan CRG / TM / B'stone		9	193	Poulsen, Lasse LH / TM / B'stone	
128	Da Silva, Clement Birel / TM / B'stone		8	152	Schmidt, Dominik CRG / TM / B'stone	
164	Hays, Christopher Energy / TM / B'stone		7	202	Gyr, Kevin RK / TM / B'stone	
154	Törnqvist, Morgen CRG / TM / B'stone		6	123	Brenna, Simone TB Kart / Modena Engines / B'stone	
130	Zanchetta, Marco Maranello / TM / B'stone		5	132	Hansen, Jonas Maranello / Vortex / B'stone	
142	Zanchi, Matteo BRM / Modena Engines / B'stone		4	191	Marconi, Tommaso First / TM / B'stone	
155	Wiggers, Symen CRG / TM / B'stone		3	180	Schmitz, Alexander Tony Kart / Vortex / B'stone	
207	Negro, Riccardo DR / TM / B'stone		2	168	Szymkowiak, Jules Zanardi / TM / B'stone	
199	Charles, Kenny Merlin / TM / B'stone		1	157	De Gaye, Brice CRG / Maxter / B'stone	

POLE POSITION



KZ2

 Qualifying Heat B-F
 Results

Document 60

Subject to scrutineering & sporting investigations

Rnk	No.	Entrant	Nat	Driver	Nat	Equipment	Laps	Gap	Interv.	Best Lap	Points
1	104	Birel Motorsport	ITA	Midrla, Jan	CZE	Birel / TM / B'stone	12			52.866	0
2	122	PDB Racing Team	NLD	Öberg, Victor	SWE	Gillard / TM / B'stone	12	0.174	0.174	52.930	2
3	190	Marcon, Alessandro	ITA	Marcon, Nicola	ITA	Tony Kart / Vortex / B'stone	12	0.900	0.726	52.950	3
4	165	Energy Corse	ITA	Johansson, Joel	SWE	Energy / TM / B'stone	12	1.713	0.813	52.770	4
5	174	Pescador, Jorge	ESP	Pescador, Jorge	ESP	Tony Kart / Vortex / B'stone	12	4.043	2.330	53.205	5
6	161	DTK Racing Team Poland	POL	Idzkowski, Bartosz	POL	CRG / Maxter / B'stone	12	4.108	0.065	52.749	6
7	144	Praga Kart Racing	CZE	Manetti, Alessandro	ITA	Praga / Parilla / B'stone	12	4.216	0.108	52.810	7
8	127	CRG Holland	NLD	Jeleniowski, Marcel	DEU	CRG / TM / B'stone	12	4.242	0.026	53.005	8
9	124	Maranello Kart	ITA	Tillocca, Luca	ITA	Maranello / TM / B'stone	12	4.341	0.099	52.940	9
10	109	Harmonika Müller RT	AUT	Müller, Marcel	AUT	CRG / Modena Engines / B'stone	12	4.701	0.360	52.754	10
11	108	CRG SpA	ITA	Tiene, Felice	ITA	CRG / Maxter / B'stone	12	4.757	0.056	52.676	11
12	185	Maddox	NLD	Van Moorsel, Jordi	NLD	Maddox / TM / B'stone	12	6.504	1.747	53.209	12
13	160	DR Srl	ITA	Rismyhr, Finn Erik	NOR	DR / TM / B'stone	12	9.109	2.605	53.073	13
14	209	Comer	ITA	Cunati, Simone	ITA	Top Kart / Parilla / B'stone	12	9.247	0.138	52.970	14
15	158	Dobla B.V.	NLD	Dontje, Milan	NLD	Energy / TM / B'stone	12	9.389	0.142	53.196	15
16	216	Neva Ring	RUS	Gagen, Seva	RUS	Parolin / TM / B'stone	12	9.510	0.121	53.073	16
17	208	Solgat Motorsport	DEU	Pronenko, Danijl	UKR	Birel / TM / B'stone	12	9.603	0.093	53.201	17
18	126	Fiault, Charles	ERA	Fiault, Charles	ERA	Sodi / Parilla / B'stone	12	9.769	0.166	52.907	18
19	194	RP Motorsport Team	AUT	Diesel, Felix	AUT	BRM / TM / B'stone	12	9.859	0.090	53.242	19
20	131	KSM Racing Team	DEU	Becker, Julian	DEU	Tony Kart / Vortex / B'stone	12	12.620	2.761	53.536	20
21	159	DR Srl	ITA	Gudmundsson, Filp	SWE	DR / TM / B'stone	12	18.883	6.263	53.182	21
22	133	Renda Motorsport	ITA	Romkema, Ricardo	NLD	Zanardi / TM / B'stone	7	5 Laps	5 Laps	53.392	22
23	148	CRG Holland	NLD	Kooijman, Finn	NLD	CRG / TM / B'stone	5	7 Laps	2 Laps	53.801	23
24	172	Joka Kart Team	CZE	Jilek, Michal	CZE	Birel / TM / B'stone	1	11 Laps	4 Laps	1:00.295	24

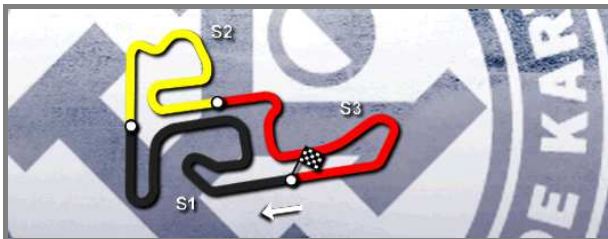
Leaders : No.122 Öberg, Victor (1-10) / No.104 Midrla, Jan (11-12)

Start Time : 29/06 - 16:20:50

Best Lap : No.108 Tiene, Felice 52.676 92.94 Kph

Weather : Slightly cloudy Air : 18°C Track : Dry

Event Record : No.108 Tiene, Felice 52.174 93.83 Kph



Genk 26 - 30.06.2013



KZ2

CIK-FIA European Championship (Rd2)

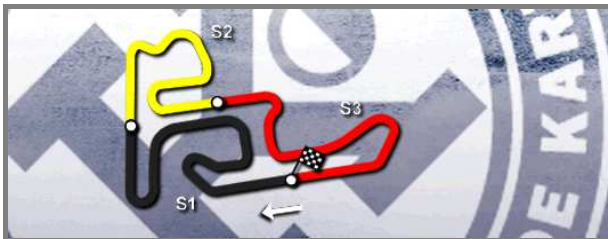


KZ2

**Qualifying Heat B-F
Lap Chart**

For information purposes. No official / regulatory value

	1	2	3	4	5	6	7	8	9	10	11	12	13	14	15	16	17	18	19	20	21	22	23	24	
Grid	122	160	174	126	159	104	133	165	185	190	161	131	216	158	144	172	208	124	148	194	109	127	209	108	
Start	122	160	126	174	104	159	165	133	190	185	161	216	131	144	158	124	208	172	127	109	194	209	148	108	
Lap 1 Interval	122	160 0.3	104 0.1	174 0.3	126 1.0	190 0.1	165 0.1	159 0.1	133 0.0	185 0.1	144 0.2	161 0.0	158 0.6	127 0.6	216 0.2	124 0.2	109 0.4	209 0.0	194 0.0	208 0.2	108 0.1	131 0.3	172 0.1	148 0.2	
Lap 2	122	104 0.3	174 0.5	190 0.9	126 0.1	159 0.5	165 0.2	133 0.1	185 0.1	144 0.6	161 0.1	158 0.3	160 0.1	127 0.1	124 0.3	216 0.3	109 0.1	209 0.3	194 0.3	208 0.2	108 0.6	148 0.1	131 1.8		
Lap 3	122	104 0.2	174 0.5	190 0.7	126 0.2	159 0.3	165 0.3	133 0.4	185 0.1	144 0.3	161 0.1	158 0.3	127 0.2	124 0.5	160 0.1	109 0.6	209 0.1	216 0.1	208 0.1	194 0.0	108 0.0	148 0.2	131 2.2		
Lap 4	122	104 0.2	174 0.4	190 0.4	126 0.3	159 0.2	165 0.2	133 0.7	185 0.2	144 0.3	161 0.1	158 0.2	127 0.0	124 0.5	160 0.2	109 0.1	209 0.5	216 0.3	208 0.3	148 0.2	108 0.2	194 0.8	131 1.1		
Lap 5	122	104 0.1	174 0.5	190 0.3	126 0.2	165 0.6	159 0.2	133 0.4	185 0.1	144 0.2	161 0.3	127 0.3	124 0.5	158 0.1	109 0.1	160 0.1	209 0.2	216 0.5	108 1.0	208 0.7	194 0.0	131 1.2	148 14.8		
Lap 6	122	104 0.2	174 0.4	190 0.2	126 0.3	165 0.4	159 0.3	133 0.5	144 0.3	185 0.3	161 0.1	127 0.2	124 0.5	109 1.1	209 0.2	160 0.3	108 0.3	216 0.0	158 0.4	208 0.7	194 0.5	131 1.3			
Lap 7	122	104 0.1	190 0.9	174 0.3	165 1.1	126 0.1	159 0.0	133 0.0	144 0.1	161 0.5	185 0.3	127 0.1	124 0.1	109 1.0	209 0.6	108 0.3	160 0.3	216 0.1	158 0.3	208 0.7	194 0.5	131 1.8			
Lap 8	122	104 0.1	190 0.8	174 0.6	165 1.2	144 0.2	161 0.4	127 0.6	124 0.3	185 0.3	109 0.1	108 0.9	209 0.3	160 0.1	216 0.3	158 0.3	126 1.0	208 0.3	194 0.3	131 1.7	159 7.6				
Lap 9	122	104 0.2	190 0.6	174 0.7	165 0.9	144 0.2	161 0.4	127 0.8	124 0.2	109 1.0	108 0.2	185 0.1	160 0.7	209 0.2	158 0.3	216 0.5	126 0.2	208 0.4	194 0.5	131 2.0	159 7.3				
Lap 10	122	104 0.1	190 0.6	174 0.8	165 0.5	144 0.1	161 0.3	127 1.1	124 0.2	109 0.9	108 0.2	185 0.6	160 0.5	209 0.1	158 0.5	126 0.8	216 0.2	208 0.2	194 0.5	131 2.2	159 7.0				
Lap 11	104	122 0.3	190 0.4	165 1.2	174 0.2	144 0.0	161 0.2	127 1.3	124 0.1	109 0.7	108 0.1	185 1.1	160 0.7	209 0.2	158 0.4	126 0.4	216 0.3	208 0.5	194 0.5	131 2.5	159 6.6				
Lap 12	104	122 0.1	190 0.7	165 0.8	174 2.3	161 0.0	144 0.1	127 0.0	124 0.0	109 0.3	108 0.0	185 1.7	160 2.6	209 0.1	158 0.1	216 0.1	208 0.0	126 0.1	194 0.0	131 2.7	159 6.2				



KZ2

Qualifying Heat B-F
Lap Time Analysis

For information purposes. No official / regulatory value

Laps	Sector 1	Sector 2	Sector 3	Lap Time
No.104 Midrła, Jan				
1	23.173	16.515	16.550	56.238
2	21.584	16.434	16.499	54.517
3	21.540	16.341	16.362	54.243
4	21.498	16.172	16.298	53.968
5	21.259	16.083	16.280	53.622
6	21.176	16.047	16.206	53.429
7	21.146	16.003	16.173	53.322
8	21.102	15.956	16.104	53.162
9	21.108	16.045	16.157	53.310
10	21.051	15.916	16.103	53.070
11	20.967	15.887	16.012	52.866
12	20.969	15.899	16.209	53.077

Laps	Sector 1	Sector 2	Sector 3	Lap Time
No.108 Tiene, Felice				
1	25.677	16.970	16.815	59.462
2	23.138	16.379	16.380	55.897
3	21.223	16.203	16.299	53.725
4	22.013	16.135	16.139	54.287
5	21.138	16.145	16.490	53.773
6	20.833	16.268	16.056	53.157
7	20.986	15.936	16.062	52.984
8	20.806	16.003	16.149	52.958
9	20.921	15.997	16.109	53.027
10	20.863	15.975	15.965	52.803
11	20.835	15.851	15.990	52.676
12	20.951	15.999	15.893	52.843

Laps	Sector 1	Sector 2	Sector 3	Lap Time
No.109 Müller, Marcel				
1	25.113	17.215	17.038	59.366
2	21.471	16.808	16.370	54.649
3	21.582	16.662	16.427	54.671
4	21.141	15.971	16.111	53.223
5	21.168	16.040	16.301	53.509
6	21.172	16.879	16.143	54.194
7	20.915	15.970	16.124	53.009
8	21.082	15.922	16.027	53.031
9	21.179	16.327	16.132	53.638
10	20.967	15.881	16.005	52.853
11	20.835	15.897	16.022	52.754
12	20.904	15.916	16.138	52.958

Laps	Sector 1	Sector 2	Sector 3	Lap Time
No.122 Öberg, Victor				
1	23.514	16.501	16.487	56.502
2	21.750	16.395	16.512	54.657
3	21.556	16.353	16.421	54.330
4	21.363	16.253	16.349	53.965
5	21.240	16.153	16.275	53.668
6	21.080	16.075	16.245	53.400

Laps	Sector 1	Sector 2	Sector 3	Lap Time
7	21.131	16.053	16.155	53.339
8	21.063	16.004	16.151	53.218
9	21.029	16.030	16.166	53.225
10	21.081	15.987	16.080	53.148
11	21.355	15.950	16.025	53.330
12	20.984	15.898	16.048	52.930

Laps	Sector 1	Sector 2	Sector 3	Lap Time
No.124 Tilloca, Luca				
1	24.620	17.470	17.059	59.149
2	21.787	16.484	16.344	54.615
3	21.653	16.324	16.315	54.292
4	21.280	16.160	16.165	53.605
5	21.147	16.146	16.352	53.645
6	21.166	16.036	16.138	53.340
7	20.955	16.076	16.123	53.154
8	21.426	16.163	16.007	53.596
9	21.010	15.979	16.037	53.026
10	21.005	15.919	16.016	52.940
11	20.988	15.946	16.076	53.010
12	21.077	16.016	16.244	53.337

Laps	Sector 1	Sector 2	Sector 3	Lap Time
No.126 Fiault, Charles				
1	23.636	17.214	17.020	57.870
2	22.007	16.444	16.367	54.818
3	21.441	16.263	16.297	54.001
4	21.308	16.201	16.246	53.755
5	21.257	16.059	16.228	53.544
6	21.136	16.018	16.159	53.313
7	21.101	16.619	17.095	54.815
8	26.553	15.943	16.111	58.607
9	21.086	15.925	16.074	53.085
10	21.061	15.977	16.258	53.296
11	21.000	15.907	16.000	52.907
12	21.044	16.418	17.358	54.820

Laps	Sector 1	Sector 2	Sector 3	Lap Time
No.127 Jeleniowski, Marcel				
1	23.851	17.723	16.913	58.487
2	21.735	16.405	16.622	54.762
3	21.441	16.264	16.393	54.098
4	21.299	16.188	16.171	53.658
5	21.289	16.138	16.162	53.589
6	21.090	16.109	16.183	53.382
7	21.138	16.245	16.177	53.560
8	21.230	15.958	16.142	53.330
9	21.050	15.941	16.145	53.136
10	21.012	15.910	16.083	53.005
11	20.952	15.984	16.112	53.048
12	21.040	15.949	16.423	53.412

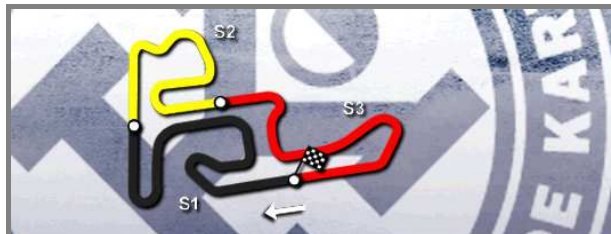
Laps	Sector 1	Sector 2	Sector 3	Lap Time
No.131 Becker, Julian				
1	26.536	16.935	17.208	1:00.679
2	24.448	16.629	16.488	57.565
3	21.538	16.374	16.276	54.188
4	21.437	16.209	16.215	53.861
5	21.273	16.207	16.311	53.791
6	21.307	16.166	16.725	54.198
7	21.520	16.182	16.197	53.899
8	21.374	16.183	16.152	53.709
9	21.259	16.244	16.144	53.647
10	21.242	16.264	16.124	53.630
11	21.277	16.132	16.127	53.536
12	21.328	16.075	16.252	53.655

Laps	Sector 1	Sector 2	Sector 3	Lap Time
No.133 Romkema, Ricardo				
1	23.841	16.915	17.148	57.904
2	22.205	16.369	16.517	55.091
3	21.518	16.343	16.454	54.315
4	21.339	16.224	16.285	53.848
5	21.210	16.170	16.192	53.572
6	21.119	16.075	16.198	53.392
7	21.100	16.034	16.369	53.503

Laps	Sector 1	Sector 2	Sector 3	Lap Time
No.144 Manetti, Alessandro				
1	23.719	16.916	16.889	57.524
2	22.307	16.615	16.482	55.404
3	21.531	16.200	16.379	54.110
4	21.486	16.167	16.220	53.873
5	21.149	16.089	16.191	53.429
6	21.027	16.161	16.159	53.347
7	21.074	15.946	16.267	53.287
8	21.319	15.902	16.096	53.317
9	21.011	15.824	16.064	52.899
10	20.962	15.891	15.957	52.810
11	20.910	15.867	16.128	52.905
12	21.226	16.233	17.531	54.990

Laps	Sector 1	Sector 2	Sector 3	Lap Time
No.148 Kooijman, Finn				
1	27.003	16.851	16.508	1:00.362
2	22.812	16.273	16.281	55.366
3	21.355	16.252	16.194	53.801
4	21.507	16.129	16.172	53.808
5	21.097	16.106	33.727	1:10.930

Laps	Sector 1	Sector 2	Sector 3	Lap Time
No.158 Dontje, Milan				
1	24.136	17.333	16.594	58.063
2	21.861	16.753	16.547	55.161
3	21.464	16.247	16.337	54.048
4	21.348	16.220	16.315	53.883
5	21.280	16.445	16.637	54.362



KZ2

Qualifying Heat B-F

Lap Time Analysis

For information purposes. No official / regulatory value

Laps	Sector 1	Sector 2	Sector 3	Lap Time
6	21.231	18.420	16.264	55.915
7	21.144	15.997	16.167	53.308
8	21.166	15.991	16.131	53.288
9	21.136	16.182	16.085	53.403
10	21.052	15.998	16.146	53.196
11	21.086	16.098	16.118	53.302
12	21.128	16.515	17.261	54.904

No.159 Gudmundsson, Filp

1	24.470	16.833	16.827	58.130
2	21.720	16.418	16.705	54.843
3	21.315	16.263	16.220	53.798
4	21.244	16.270	16.141	53.655
5	21.523	16.493	16.143	54.159
6	21.131	16.127	16.081	53.339
7	21.074	16.042	16.844	53.960
8	35.841	16.526	16.322	1:08.689
9	21.275	16.079	16.082	53.436
10	21.105	16.033	16.126	53.264
11	21.070	15.977	16.135	53.182
12	21.087	16.001	16.154	53.242

No.160 Rismyhr, Finn Erik

1	23.734	16.543	16.530	56.807
2	21.885	16.583	20.185	58.653
3	22.009	16.637	16.313	54.959
4	21.348	16.153	16.191	53.692
5	21.127	16.160	16.560	53.847
6	21.080	17.363	16.253	54.696
7	21.126	16.031	16.524	53.681
8	21.047	15.995	16.041	53.083
9	21.314	16.065	16.116	53.495
10	21.059	15.951	16.063	53.073
11	21.255	16.098	16.054	53.407
12	21.082	17.309	16.863	55.254

No.161 Idzkowski, Bartosz

1	24.408	16.827	16.856	58.091
2	22.345	16.779	16.335	55.459
3	21.554	16.246	16.274	54.074
4	21.538	16.199	16.224	53.961
5	21.147	16.063	16.331	53.541
6	20.964	16.415	16.186	53.565
7	21.128	16.085	16.060	53.273
8	21.217	15.976	16.014	53.207
9	20.885	15.951	16.073	52.909
10	20.860	15.883	16.006	52.749
11	20.924	15.876	16.017	52.817
12	21.113	16.219	17.285	54.617

Laps	Sector 1	Sector 2	Sector 3	Lap Time
------	----------	----------	----------	----------

No.165 Johansson, Joel

1	23.682	17.036	17.073	57.791
2	22.078	16.386	16.764	55.228
3	21.425	16.279	16.255	53.959
4	21.209	16.132	16.216	53.557
5	21.382	16.170	16.119	53.671
6	21.058	15.994	16.128	53.180
7	20.972	16.313	16.926	54.211
8	21.272	15.998	16.116	53.386
9	21.006	15.923	16.047	52.976
10	20.903	15.893	16.040	52.836
11	20.788	15.916	16.066	52.770
12	20.880	15.877	16.040	52.797

No.172 Jilek, Michal

1	26.262	17.144	16.889	1:00.295
---	--------	--------	--------	----------

No.174 Pescador, Jorge

1	23.693	16.570	16.442	56.705
2	21.639	16.522	16.577	54.738
3	21.488	16.359	16.357	54.204
4	21.435	16.171	16.290	53.896
5	21.310	16.193	16.213	53.716
6	21.121	16.053	16.189	53.363
7	21.168	16.761	16.202	54.131
8	21.154	16.021	16.133	53.308
9	21.112	16.100	16.088	53.300
10	21.053	16.016	16.136	53.205
11	21.067	16.047	16.421	53.535
12	21.188	16.277	17.429	54.894

No.185 Van Moorsel, Jordi

1	24.074	16.931	16.917	57.922
2	22.250	16.438	16.361	55.049
3	21.570	16.324	16.430	54.324
4	21.487	16.230	16.220	53.937
5	21.245	16.102	16.182	53.529
6	21.155	16.602	16.200	53.957
7	21.164	16.443	16.203	53.810
8	21.546	16.536	16.078	54.160
9	21.281	16.550	16.423	54.254
10	21.165	16.027	16.075	53.267
11	21.052	16.066	16.091	53.209
12	21.110	16.153	16.157	53.420

No.190 Marcon, Nicola

1	23.343	17.063	17.007	57.413
2	21.753	16.346	16.434	54.533
3	21.374	16.200	16.365	53.939
4	21.251	16.144	16.211	53.606

Laps	Sector 1	Sector 2	Sector 3	Lap Time
5	21.215	16.179	16.207	53.601
6	21.147	15.960	16.199	53.306
7	21.098	16.210	16.174	53.482
8	21.054	15.906	16.098	53.058
9	21.051	15.984	16.125	53.160
10	21.080	15.921	16.093	53.094
11	21.024	15.880	16.046	52.950
12	21.068	15.980	16.169	53.217

No.194 Diesel, Felix

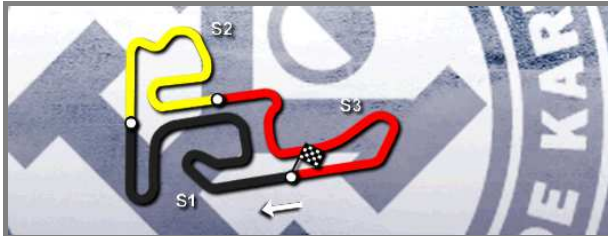
1	24.788	17.287	17.378	59.453
2	22.353	16.441	16.479	55.273
3	21.548	16.425	16.634	54.607
4	22.722	16.242	16.282	55.246
5	21.330	16.049	16.310	53.689
6	21.509	16.384	16.229	54.122
7	21.170	15.950	16.224	53.344
8	21.478	16.166	16.147	53.791
9	21.184	16.076	16.166	53.426
10	21.222	15.948	16.171	53.341
11	21.090	16.055	16.097	53.242
12	21.201	16.013	16.263	53.477

No.208 Pronenko, Danijl

1	25.243	17.576	16.978	59.797
2	22.620	16.383	16.331	55.334
3	21.460	16.430	16.358	54.248
4	21.405	16.244	16.308	53.957
5	21.171	16.128	17.689	54.988
6	21.335	16.131	16.211	53.677
7	21.169	16.008	16.161	53.338
8	21.758	16.083	16.131	53.972
9	21.112	15.999	16.090	53.201
10	21.158	16.041	16.139	53.338
11	21.165	16.024	16.110	53.299
12	21.156	16.012	16.579	53.747

No.209 Cunati, Simone

1	25.499	16.921	16.973	59.393
2	21.666	16.778	16.515	54.959
3	21.433	16.604	16.421	54.458
4	21.282	16.195	16.159	53.636
5	21.157	16.065	16.127	53.349
6	21.064	16.686	16.286	54.036
7	21.131	16.026	16.189	53.346
8	21.035	15.991	16.654	53.680
9	21.765	16.119	16.035	53.919
10	20.975	15.962	16.033	52.970
11	21.204	16.199	16.023	53.426
12	21.009	16.965	17.209	55.183



Genk 26 - 30.06.2013



KZ2

CIK-FIA European Championship (Rd2)

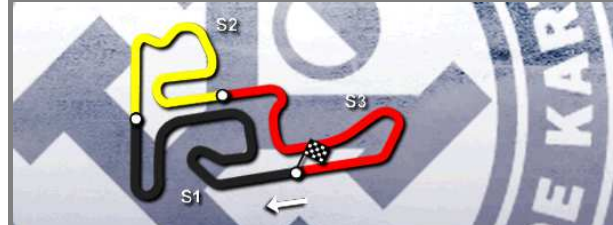


KZ2

**Qualifying Heat B-F
Lap Time Analysis**

For information purposes. No official / regulatory value

Laps	Sector 1	Sector 2	Sector 3	Lap Time
No.216 Gagen, Seva				
1	24.603	17.415	17.295	59.313
2	21.899	16.868	16.377	55.144
3	21.593	16.653	16.948	55.194
4	21.341	16.287	16.197	53.825
5	21.177	16.105	16.227	53.509
6	21.042	16.966	16.283	54.291
7	21.172	16.078	16.171	53.421
8	21.107	16.105	16.041	53.253
9	21.232	16.894	16.201	54.327
10	21.075	16.050	16.614	53.739
11	21.073	15.986	16.014	53.073
12	21.060	16.227	16.890	54.177



KZ2

Qualifying Heat B-F

Document 36

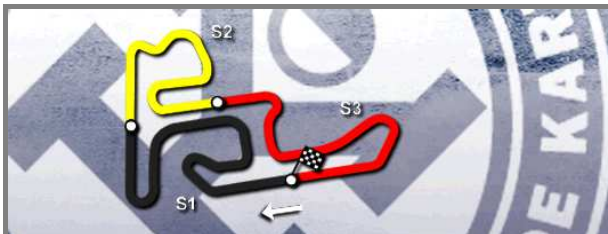
Starting Grid

Subject to scrutineering & sporting investigations

209	Cunati, Simone Top Kart / Parilla / B'stone		12	108	Tiene, Felice CRG / Maxter / B'stone	
109	Müller, Marcel CRG / Modena Engines / B'stone		11	127	Jeleniowski, Marcel CRG / TM / B'stone	
148	Kooijman, Finn CRG / TM / B'stone		10	194	Diesel, Felix BRM / TM / B'stone	
208	Pronenko, Danijl Birel / TM / B'stone		9	124	Tilloca, Luca Maranello / TM / B'stone	
144	Manetti, Alessandro Praga / Parilla / B'stone		8	172	Jilek, Michal Birel / TM / B'stone	
216	Gagen, Seva Parolin / TM / B'stone		7	158	Dontje, Milan Energy / TM / B'stone	
161	Idzkowski, Bartosz CRG / Maxter / B'stone		6	131	Becker, Julian Tony Kart / Vortex / B'stone	
185	Van Moorsel, Jordi Maddox / TM / B'stone		5	190	Marcon, Nicola Tony Kart / Vortex / B'stone	
133	Romkema, Ricardo Zanardi / TM / B'stone		4	165	Johansson, Joel Energy / TM / B'stone	
159	Gudmundsson, Filp DR / TM / B'stone		3	104	Midrła, Jan Birel / TM / B'stone	
174	Pescador, Jorge Tony Kart / Vortex / B'stone		2	126	Fiault, Charles Sodi / Parilla / B'stone	
122	Öberg, Victor Gillard / TM / B'stone		1	160	Rismyhr, Finn Erik DR / TM / B'stone	

POLE POSITION





Genk 26 - 30.06.2013



CIK-FIA European Championship (Rd2)

KZ2

**Qualifying Heat C-E
Results**

Document 59

Subject to scrutineering & sporting investigations

Rnk	No.	Entrant	Nat	Driver	Nat	Equipment	Laps	Gap	Interv.	Best Lap	Points
1	201	DR Srl	ITA	Antonsen, Emil	NOR	DR / TM / B'stone	12			52.358	0
2	176	KK '1'	HRV	Habulin, Kristijan	HRV	CRG / Modena Engines / B'stone	12	1.037	1.037	52.506	2
3	205	Paauwerkart racing	NLD	Paauwe, Menno	NLD	Birel / TM / B'stone	12	2.710	1.673	52.628	3
4	197	Solgat Motorsport	DEU	Kappis, Patrick	DEU	Birel / TM / B'stone	12	3.397	0.687	52.695	4
5	184	Mach 1 Motorsport	DEU	Norris, John	IRL	Mach 1 / TM / B'stone	12	3.988	0.591	52.648	5
6	166	Gold Kart Racing Team	ITA	Aceto, Massimo	ITA	Righetti / TM / B'stone	12	5.747	1.759	52.834	6
7	139	Goudant, Cédric	FRA	Roy, Maxime	FRA	Tony Kart / Vortex / B'stone	12	5.976	0.229	52.662	7
8	204	Praga Kart Racing	CZE	Maxa, Radim	CZE	Praga / Parilla / B'stone	12	6.238	0.262	52.669	8
9	137	AVG Racing	NLD	Kremers, Marijn	NLD	Birel / TM / B'stone	12	7.304	1.066	52.769	9
10	192	CKR	ITA	Bombardelli, Luca	ITA	CKR / De Bei / B'stone	12	9.430	2.126	52.963	10
11	211	DR Germany	DEU	Huber, Manuel	DEU	DR / TM / B'stone	12	9.461	0.031	52.886	11
12	125	J.S. Racing	DNK	Christensen, Toke	DNK	CRG / TM / B'stone	12	10.159	0.698	52.978	12
13	150	CRG Holland	NLD	Pex, Yard	NLD	CRG / TM / B'stone	12	10.351	0.192	52.323	13
14	210	Comer	ITA	Savona, Federico	ITA	Top Kart / TM / B'stone	12	10.499	0.148	52.620	14
15	136	AVG Racing	NLD	Bos, Jeroen	NLD	Birel / TM / B'stone	12	10.877	0.378	52.807	15
16	138	AVG Racing	NLD	Specken, Guust	NLD	Birel / TM / B'stone	12	10.941	0.064	52.646	16
17	220	CRG Holland	NLD	Törnqvist, Person Benjam	SWE	CRG / TM / B'stone	12	11.775	0.834	52.755	17
18	173	Joka Kart Team	CZE	Osmera, Jan	CZE	Birel / TM / B'stone	12	12.635	0.860	53.142	18
19	146	CRG Racing Germany	DEU	Dresen, Andreas	DEU	CRG / TM / B'stone	12	13.055	0.420	52.851	19
20	153	CRG Holland	NLD	Steeleman, Pepijn	NLD	CRG / TM / B'stone	12	13.574	0.519	52.920	20
21	188	Maranello Kart	ITA	Movsesian, Serkos	ITA	Maranello / TM / B'stone	12	15.393	1.819	53.205	21
22	182	Pescador, Luis	ESP	Prosperi, Enrico	ESP	Tony Kart / Vortex / B'stone	12	16.204	0.811	53.219	22
23	181	LH Racing Team	SWE	Hiltbrand, Pedro	ESP	LH / Maxter / B'stone	9	3 Laps	3 Laps	52.629	23
24	141	BRM Racing	ITA	Ghidella, Matteo	ITA	BRM / Modena Engines / B'stone	6	6 Laps	3 Laps	52.851	24

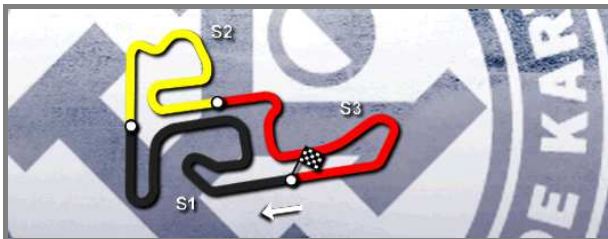
Leaders : No.205 Paauwe, Menno (1-2) / No.201 Antonsen, Emil (3-12)

Start Time : 29/06 - 15:01:40

Best Lap : No.150 Pex, Yard 52.323 93.57 Kph

Weather : Slightly cloudy Air : 17°C Track : Dry

Event Record : No.108 Tiene, Felice 52.174 93.83 Kph



Genk 26 - 30.06.2013



CIK-FIA European Championship (Rd2)

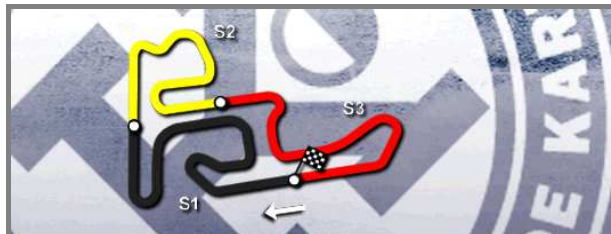
KZ2

Qualifying Heat C-E

Lap Chart

For information purposes. No official / regulatory value

	1	2	3	4	5	6	7	8	9	10	11	12	13	14	15	16	17	18	19	20	21	22	23	24
Grid	176	205	201	197	184	181	137	192	139	141	136	211	204	166	150	125	153	173	182	138	210	146	188	220
Start	205	176	201	197	184	137	192	139	141	136	181	211	166	204	125	173	150	138	153	182	146	188	210	220
Lap 1 Interval	205	201 0.5	176 0.2	197 0.1	137 0.4	184 0.1	166 0.2	139 0.3	204 0.5	192 0.2	211 0.4	125 0.4	136 0.1	138 0.1	141 0.2	181 0.2	173 0.1	210 0.6	150 0.3	153 0.5	188 0.1	146 0.0	220 0.3	182 0.2
Lap 2	205	201 0.2	176 0.6	197 0.1	137 0.2	184 0.2	166 0.1	139 0.2	204 0.9	192 0.4	211 0.1	125 0.3	136 0.3	141 0.3	138 0.0	181 0.4	173 0.1	210 0.1	150 0.5	153 0.9	188 0.7	220 0.2	146 0.3	182 0.1
Lap 3	201	176 0.4	205 0.1	197 0.2	137 0.4	184 0.2	166 0.1	139 0.1	204 0.7	192 0.4	211 0.1	125 0.3	141 0.7	138 0.3	136 0.1	181 0.0	210 0.4	173 0.2	150 0.1	153 1.3	220 0.5	146 0.6	188 0.3	182 0.2
Lap 4	201	176 0.3	205 0.3	197 0.3	137 0.6	184 0.0	166 0.1	139 0.1	204 0.6	192 0.4	211 0.2	125 0.3	141 0.3	138 0.4	181 0.1	210 0.9	136 0.1	173 0.1	150 0.0	153 1.1	220 0.4	146 0.6	188 0.8	182 0.2
Lap 5	201	176 0.3	205 0.6	197 0.2	184 0.7	166 0.6	137 0.1	139 0.1	204 0.2	192 0.3	211 0.1	125 0.3	141 0.1	181 0.7	138 0.3	210 0.7	150 0.5	136 0.0	173 0.3	153 0.7	220 0.2	146 0.7	188 1.3	182 0.3
Lap 6	201	176 0.3	205 0.9	197 0.2	184 0.7	166 0.8	137 0.2	139 0.0	204 0.3	211 0.4	192 0.3	125 0.1	181 0.4	141 0.1	138 0.2	210 0.8	150 0.3	136 0.6	173 0.3	153 0.4	220 0.0	146 0.5	188 1.9	182 0.3
Lap 7	201	176 0.4	205 1.1	197 0.3	184 0.7	166 0.9	137 0.2	139 0.0	204 0.6	211 0.2	192 0.2	181 0.2	125 0.1	138 0.4	150 1.0	210 0.6	136 0.3	173 0.5	220 1.0	146 0.4	153 0.3	188 1.2	182 0.4	
Lap 8	201	176 0.5	205 1.1	197 0.3	184 0.7	166 1.0	139 0.4	137 0.3	204 0.0	211 0.3	181 0.2	192 0.1	125 0.3	138 0.1	150 0.6	210 0.9	136 0.5	173 0.8	220 0.6	146 0.5	153 0.4	188 1.5	182 0.5	
Lap 9	201	176 0.4	205 1.2	197 0.4	184 0.6	166 1.2	139 0.2	137 1.0	204 0.7	181 0.3	211 0.1	192 0.2	125 0.1	138 0.4	150 0.0	210 0.4	136 0.6	173 1.0	220 0.3	146 0.5	153 0.6	188 1.6	182 0.7	
Lap 10	201	176 0.6	205 1.4	197 0.5	184 0.6	166 1.4	139 0.1	137 0.8	204 0.8	211 1.2	192 0.2	125 0.3	150 0.0	210 0.4	138 0.0	136 0.1	220 1.6	173 0.2	146 0.4	153 0.7	188 1.5	182 0.7		
Lap 11	201	176 0.8	205 1.5	197 0.6	184 0.6	166 1.6	139 0.0	137 0.5	204 0.9	211 1.4	192 0.1	125 0.6	150 0.0	210 0.0	138 0.1	136 0.3	220 1.3	173 0.6	146 0.2	153 0.7	188 1.7	182 0.8		
Lap 12	201	176 1.0	205 1.6	197 0.6	184 0.5	166 1.7	139 0.2	137 0.2	204 1.0	192 2.1	211 0.0	125 0.6	150 0.1	210 0.1	136 0.3	138 0.0	220 0.8	173 0.8	146 0.4	153 0.5	188 1.8	182 0.8		



Genk 26 - 30.06.2013



CIK-FIA European Championship (Rd2)

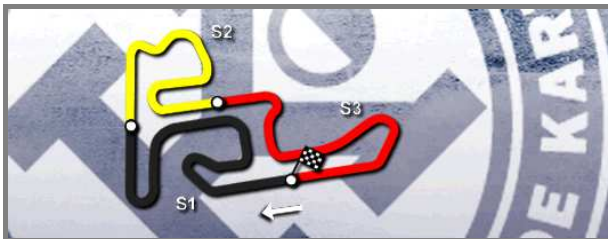
KZ2

Qualifying Heat C-E

Lap Time Analysis

For information purposes. No official / regulatory value

Laps	Sector 1	Sector 2	Sector 3	Lap Time	Laps	Sector 1	Sector 2	Sector 3	Lap Time	Laps	Sector 1	Sector 2	Sector 3	Lap Time
No.125 Christensen, Toke					No.139 Roy, Maxime					No.153 Steeman, Pepijn				
1	24.401	16.752	16.536	57.689	7	20.941	15.870	16.008	52.819	7	20.830	15.832	15.950	52.612
2	21.296	16.156	16.195	53.647	8	20.859	15.841	15.946	52.646	8	20.751	15.752	15.820	52.323
3	21.182	15.993	16.121	53.296	9	21.136	16.557	16.279	53.972	9	20.822	16.254	16.272	53.348
4	21.077	16.019	16.091	53.187	10	21.254	16.433	16.323	54.010	10	20.922	16.556	15.942	53.420
5	21.104	15.969	16.039	53.112	11	21.071	15.890	15.949	52.910	11	21.012	15.902	16.264	53.178
6	21.115	15.972	16.020	53.107	12	21.235	16.057	16.560	53.852	12	21.088	16.077	16.363	53.528
7	21.024	15.977	16.255	53.256	No.136 Bos, Jeroen					No.141 Ghidella, Matteo				
8	21.053	15.923	16.002	52.978	1	23.615	16.544	16.246	56.405	No.166 Aceto, Massimo				
9	21.094	16.434	16.141	53.669	2	21.210	16.107	16.080	53.397	1	23.096	16.385	16.265	55.746
10	21.003	16.781	16.046	53.830	3	21.199	16.113	16.142	53.454	2	21.179	16.135	16.156	53.470
11	20.974	15.909	16.314	53.197	4	21.229	16.155	15.914	53.298	3	21.195	16.176	16.175	53.546
12	21.036	16.069	16.293	53.398	5	21.301	16.350	15.973	53.624	4	21.123	16.144	16.038	53.305
No.137 Kremers, Marijn					6	21.082	15.980	15.896	52.958	5	21.200	16.170	16.070	53.440
1	24.339	16.910	16.890	58.139	7	21.117	15.953	15.876	52.946	6	20.971	15.946	16.034	52.951
2	21.474	16.188	16.169	53.831	8	21.099	15.868	16.017	52.984	7	20.989	15.976	16.038	53.003
3	21.201	16.060	16.860	54.121	9	20.882	15.852	15.928	52.662	8	20.894	15.912	16.028	52.834
4	21.553	16.096	16.445	54.094	10	20.915	16.060	15.895	52.870	9	20.927	15.939	16.038	52.904
5	21.206	16.002	16.269	53.477	11	21.068	16.049	15.876	52.993	10	20.917	16.057	15.993	52.967
6	21.424	15.968	16.004	53.396	12	21.008	16.005	15.962	52.975	11	20.967	16.011	16.022	53.000
7	21.093	15.892	15.996	52.981	No.146 Dresen, Andreas					No.173 Osmera, Jan				
8	21.060	15.834	15.913	52.807	1	25.731	16.925	16.902	59.558	1	25.156	16.760	16.572	58.488
9	21.036	15.884	16.010	52.930	2	22.257	16.737	16.265	55.259	2	21.582	16.237	16.276	54.095
10	20.976	16.021	16.012	53.009	3	21.282	16.205	16.105	53.592	3	21.608	16.152	16.141	53.901
11	21.288	15.888	15.968	53.144	4	21.178	15.956	16.059	53.193	4	21.190	16.126	16.192	53.508
12	21.125	16.017	16.270	53.412	5	21.066	15.893	16.050	53.009	5	21.517	16.040	16.096	53.653
No.138 Specken, Guust					6	20.946	15.851	16.054	52.851	6	20.971	15.946	16.034	52.951
1	24.551	16.557	16.527	57.635	7	21.092	15.961	16.488	53.541	7	20.989	15.976	16.038	53.003
2	21.498	16.212	16.408	54.118	No.150 Pex, Yard					No.173 Osmera, Jan				
3	21.273	16.049	16.204	53.526	1	25.646	16.736	17.078	59.460	8	20.894	15.912	16.028	52.834
4	21.023	15.917	16.087	53.027	2	21.648	16.095	16.039	53.782	9	20.927	15.939	16.038	52.904
5	20.950	15.915	16.613	53.478	3	21.044	16.192	16.090	53.326	10	20.917	16.057	15.993	52.967
6	20.947	15.848	15.986	52.781	4	21.189	16.205	16.065	53.459	11	20.967	16.011	16.022	53.000
					5	21.143	15.985	16.072	53.200	12	20.915	15.927	16.000	52.842
					6	21.054	15.803	15.931	52.788	No.173 Osmera, Jan				
										1	25.156	16.760	16.572	58.488
										2	21.582	16.237	16.276	54.095
										3	21.608	16.152	16.141	53.901
										4	21.190	16.126	16.192	53.508
										5	21.517	16.040	16.096	53.653
										6	21.328	15.951	16.094	53.373
										7	21.073	15.942	16.147	53.162
										8	21.137	15.891	16.114	53.142
										9	21.049	15.963	16.158	53.170
										10	21.140	16.034	16.625	53.799
										11	21.191	15.917	16.136	53.244
										12	21.023	15.982	16.189	53.194



KZ2

Qualifying Heat C-E

Lap Time Analysis

For information purposes. No official / regulatory value

Laps	Sector 1	Sector 2	Sector 3	Lap Time
No.176 Habulin, Kristijan				
1	23.395	16.316	16.703	56.414
2	21.456	16.088	16.142	53.686
3	20.987	15.963	16.082	53.032
4	20.926	15.942	16.029	52.897
5	20.860	15.916	15.980	52.756
6	20.848	15.831	15.927	52.606
7	20.837	15.862	15.915	52.614
8	20.830	15.865	15.930	52.625
9	20.765	15.849	15.914	52.528
10	20.786	15.802	15.918	52.506
11	20.791	15.873	15.903	52.567
12	20.839	15.885	16.009	52.733

Laps	Sector 1	Sector 2	Sector 3	Lap Time
No.181 Hiltbrand, Pedro				
1	25.055	16.920	16.630	58.605
2	21.390	16.296	16.386	54.072
3	21.323	15.958	16.083	53.364
4	21.101	15.846	15.990	52.937
5	20.961	15.882	16.153	52.996
6	20.823	15.780	16.053	52.656
7	20.793	15.855	15.981	52.629
8	20.829	15.851	15.976	52.656
9	21.303	16.320	15.999	53.622

Laps	Sector 1	Sector 2	Sector 3	Lap Time
No.182 Prosperi, Enrico				
1	26.131	17.067	17.146	1:00.344
2	21.956	16.629	16.247	54.832
3	21.386	16.316	16.292	53.994
4	21.345	16.099	16.253	53.697
5	21.216	16.073	16.261	53.550
6	21.136	16.167	16.195	53.498
7	21.166	15.993	16.141	53.300
8	21.190	15.985	16.168	53.343
9	21.236	16.043	16.150	53.429
10	21.149	16.046	16.075	53.270
11	21.186	16.020	16.075	53.281
12	21.108	15.972	16.139	53.219

Laps	Sector 1	Sector 2	Sector 3	Lap Time
No.184 Norris, John				
1	23.747	16.489	16.197	56.433
2	21.280	16.126	16.201	53.607
3	21.111	16.294	16.121	53.526
4	21.102	16.172	16.025	53.299
5	20.974	15.963	15.994	52.931
6	20.995	15.889	15.953	52.837
7	20.933	15.957	15.946	52.836
8	20.931	15.974	15.880	52.785
9	20.911	15.863	15.874	52.648

Laps	Sector 1	Sector 2	Sector 3	Lap Time
10	20.951	15.885	15.926	52.762
11	20.952	15.891	15.952	52.795
12	20.939	15.905	15.924	52.768

Laps	Sector 1	Sector 2	Sector 3	Lap Time
No.188 Movsesian, Serkos				
1	25.110	17.092	17.124	59.326
2	22.027	16.430	16.321	54.778
3	21.702	16.620	16.206	54.528
4	21.332	16.127	16.255	53.714
5	21.206	16.061	16.177	53.444
6	21.154	16.146	16.153	53.453
7	21.119	16.022	16.087	53.228
8	21.095	16.037	16.073	53.205
9	21.107	15.993	16.130	53.230
10	21.091	16.021	16.177	53.289
11	21.074	16.067	16.081	53.222
12	21.083	16.041	16.087	53.211

Laps	Sector 1	Sector 2	Sector 3	Lap Time
No.192 Bombardelli, Luca				
1	23.866	16.611	16.741	57.218
2	21.462	16.221	16.322	54.005
3	21.117	16.002	16.161	53.280
4	21.089	16.004	16.112	53.205
5	21.083	15.994	16.094	53.171
6	21.383	15.972	16.045	53.400
7	21.002	16.037	16.005	53.044
8	20.913	15.909	16.256	53.078
9	21.257	16.449	16.082	53.788
10	21.025	16.524	16.071	53.620
11	20.981	16.011	15.971	52.963
12	21.029	15.980	16.289	53.298

Laps	Sector 1	Sector 2	Sector 3	Lap Time
No.197 Kappis, Patrick				
1	23.590	16.286	16.325	56.201
2	21.184	16.079	16.413	53.676
3	21.181	16.017	16.165	53.363
4	21.140	16.003	16.092	53.235
5	20.935	15.945	16.023	52.903
6	20.937	15.922	16.042	52.901
7	20.912	15.912	16.024	52.848
8	20.880	15.880	15.992	52.752
9	20.881	15.819	15.995	52.695
10	20.877	15.883	16.005	52.765
11	20.932	15.884	15.973	52.789
12	20.903	15.974	15.992	52.869

Laps	Sector 1	Sector 2	Sector 3	Lap Time
No.201 Antonsen, Emil				
1	23.345	16.211	16.351	55.907
2	21.093	16.005	16.199	53.297
3	21.082	16.077	16.073	53.232

Laps	Sector 1	Sector 2	Sector 3	Lap Time
4	21.063	15.893	16.001	52.957
5	21.005	15.834	15.943	52.782
6	20.933	15.749	15.910	52.592
7	20.821	15.783	15.932	52.536
8	20.836	15.743	15.926	52.505
9	20.916	15.733	15.910	52.559
10	20.750	15.726	15.882	52.358
11	20.734	15.751	15.898	52.383
12	20.834	15.779	15.912	52.525

Laps	Sector 1	Sector 2	Sector 3	Lap Time
No.204 Maxa, Radim				
1	23.664	16.547	16.360	56.571
2	21.253	16.212	16.375	53.840
3	21.119	15.986	16.142	53.247
4	21.197	15.917	16.072	53.186
5	21.028	16.165	16.057	53.250
6	21.009	16.021	16.019	53.049
7	21.236	16.061	15.963	53.260
8	20.876	15.851	16.025	52.752
9	21.407	15.849	15.992	53.248
10	20.869	15.837	15.963	52.669
11	20.887	15.881	15.968	52.736
12	20.862	15.848	15.974	52.684

Laps	Sector 1	Sector 2	Sector 3	Lap Time
No.205 Paauwe, Menno				
1	23.222	16.238	16.294	55.754
2	21.226	16.117	16.279	53.622
3	21.235	16.387	16.415	54.037
4	21.109	15.980	16.060	53.149
5	21.036	15.950	16.043	53.029
6	20.967	15.932	16.001	52.900
7	20.914	15.864	16.007	52.785
8	20.865	15.843	15.981	52.689
9	20.864	15.800	15.964	52.628
10	20.864	15.842	15.986	52.692
11	20.799	15.887	15.996	52.682
12	20.902	15.896	16.010	52.808

Laps	Sector 1	Sector 2	Sector 3	Lap Time
No.210 Savona, Federico				
1	24.831	16.615	16.510	57.956
2	21.179	16.137	16.279	53.595
3	21.299	16.100	16.087	53.486
4	21.216	16.077	16.119	53.412
5	21.151	15.914	16.026	53.091
6	21.088	15.861	16.010	52.959
7	21.730	15.892	15.960	53.582
8	20.889	15.749	15.982	52.620
9	20.937	15.839	16.084	52.860
10	21.033	16.313	16.099	53.445
11	20.899	15.853	16.050	52.802



KZ2

Qualifying Heat C-E

Lap Time Analysis

For information purposes. No official / regulatory value

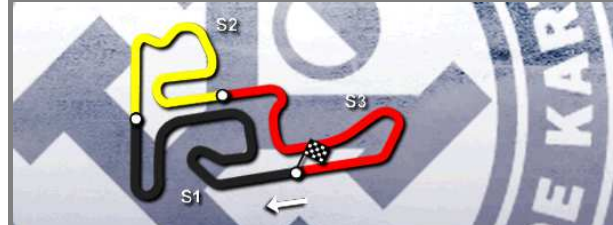
Laps	Sector 1	Sector 2	Sector 3	Lap Time
12	21.276	16.000	16.302	53.578

No.211 Huber, Manuel

	Sector 1	Sector 2	Sector 3	Lap Time
1	24.284	16.663	16.390	57.337
2	21.365	16.138	16.228	53.731
3	21.204	16.029	16.058	53.291
4	21.166	16.005	16.064	53.235
5	21.102	15.947	16.042	53.091
6	21.062	15.862	16.010	52.934
7	20.974	16.115	15.998	53.087
8	20.996	15.907	15.983	52.886
9	21.463	16.306	16.248	54.017
10	21.074	16.516	16.020	53.610
11	21.080	15.910	16.061	53.051
12	21.434	15.966	16.104	53.504

No.220 Törnqvist, Person Benjamin

	Sector 1	Sector 2	Sector 3	Lap Time
1	25.233	16.960	17.120	59.313
2	21.958	16.407	16.172	54.537
3	21.181	16.049	16.091	53.321
4	21.027	16.012	16.099	53.138
5	20.988	15.928	16.072	52.988
6	21.106	15.848	16.018	52.972
7	21.702	15.959	16.000	53.661
8	20.971	15.868	15.916	52.755
9	21.010	15.916	15.952	52.878
10	20.992	16.065	16.143	53.200
11	20.986	15.894	15.968	52.848
12	21.024	15.905	16.008	52.937



Genk 26 - 30.06.2013



CIK-FIA European Championship (Rd2)

KZ2

Qualifying Heat C-E

Document 35

Starting Grid

Subject to scrutineering & sporting investigations

188	Movsesian, Serkos Maranello / TM / B'stone		12	220	Törnqvist, Person Benjamin CRG / TM / B'stone	
210	Savona, Federico Top Kart / TM / B'stone		11	146	Dresen, Andreas CRG / TM / B'stone	
182	Prosperi, Enrico Tony Kart / Vortex / B'stone		10	138	Specken, Guust Birel / TM / B'stone	
153	Steeman, Pepijn CRG / TM / B'stone		9	173	Osmera, Jan Birel / TM / B'stone	
150	Pex, Yard CRG / TM / B'stone		8	125	Christensen, Toke CRG / TM / B'stone	
204	Maxa, Radim Praga / Parilla / B'stone		7	166	Aceto, Massimo Righetti / TM / B'stone	
136	Bos, Jeroen Birel / TM / B'stone		6	211	Huber, Manuel DR / TM / B'stone	
139	Roy, Maxime Tony Kart / Vortex / B'stone		5	141	Ghidella, Matteo BRM / Modena Engines / B'stone	
137	Kremers, Marijn Birel / TM / B'stone		4	192	Bombardelli, Luca CKR / De Bei / B'stone	
184	Norris, John Mach 1 / TM / B'stone		3	181	Hiltbrand, Pedro LH / Maxter / B'stone	
201	Antonsen, Emil DR / TM / B'stone		2	197	Kappis, Patrick Birel / TM / B'stone	
176	Habulin, Kristijan CRG / Modena Engines / B'stone		1	205	Pauwe, Menno Birel / TM / B'stone	

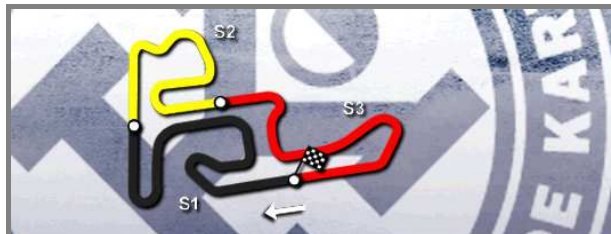
POLE POSITION



Start : 29/06 - 15:00 12 Laps = 16.320 Km

Genk (BEL) 27-30/06/2013

Timing by Apex Timing



Genk 26 - 30.06.2013



CIK-FIA European Championship (Rd2)

KZ2

**Qualifying Heat A-F
Results**

Document 58

Subject to scrutineering & sporting investigations

Rnk	No.	Entrant	Nat	Driver	Nat	Equipment	Laps	Gap	Interv.	Best Lap	Points
1	207	DR Srl	ITA	Negro, Riccardo	DEU	DR / TM / B'stone	12			52.765	0
2	104	Birel Motorsport	ITA	Midrła, Jan	CZE	Birel / TM / B'stone	12	0.121	0.121	52.673	2
3	130	Maranello Kart	ITA	Zanchetta, Marco	ITA	Maranello / TM / B'stone	12	1.539	1.418	52.384	3
4	165	Energy Corse	ITA	Johansson, Joel	SWE	Energy / TM / B'stone	12	2.050	0.511	52.433	4
5	199	Charles, Kenny	BEL	Charles, Kenny	BEL	Merlin / TM / B'stone	12	2.422	0.372	52.793	5
6	155	CRG Holland	NLD	Wiggers, Symen	NLD	CRG / TM / B'stone	12	2.595	0.173	52.868	6
7	128	Da Silva, Clement	FRA	Da Silva, Clement	FRA	Birel / TM / B'stone	12	2.832	0.237	52.534	7
8	160	DR Srl	ITA	Rismyhr, Finn Erik	NOR	DR / TM / B'stone	12	3.639	0.807	52.812	8
9	124	Maranello Kart	ITA	Tilloca, Luca	ITA	Maranello / TM / B'stone	12	3.950	0.311	52.570	9
10	108	CRG SpA	ITA	Tiene, Felice	ITA	CRG / Maxter / B'stone	12	4.139	0.189	52.174	10
11	190	Marcon, Alessandro	ITA	Marcon, Nicola	ITA	Tony Kart / Vortex / B'stone	12	5.012	0.873	52.768	11
12	164	Energy Corse	ITA	Hays, Christopher	AUS	Energy / TM / B'stone	12	6.538	1.526	52.895	12
13	158	Dobla B.V.	NLD	Dontje, Milan	NLD	Energy / TM / B'stone	12	6.972	0.434	52.922	13
14	142	BRM Racing	ITA	Zanchi, Matteo	ITA	BRM / Modena Engines / B'stone	12	7.283	0.311	52.961	14
15	127	CRG Holland	NLD	Jeleniowski, Marcel	DEU	CRG / TM / B'stone	12	7.722	0.439	52.704	15
16	194	RP Motorsport Team	AUT	Diesel, Felix	AUT	BRM / TM / B'stone	12	9.050	1.328	52.995	16
17	163	Energy Corse	ITA	Faint, Jason	AUS	Energy / TM / B'stone	12	13.013	3.963	53.326	17
18	170	Kuovi, Jan	FIN	Kuovi, Jan	FIN	Rosso Korsaa / TM / B'stone	12	17.680	4.667	53.648	18
19	162	Eisenbeis, Christian	DEU	Eisenbeis, Christian	DEU	CKR / TM / B'stone	12	17.949	0.269	53.367	19
20	172	Joka Kart Team	CZE	Jilek, Michal	CZE	Birel / TM / B'stone	12	18.118	0.169	53.312	20
21	147	CRG Racing Germany	DEU	Weber, Johann Stefan	DEU	CRG / TM / B'stone	12	24.191	6.073	53.230	21
22	126	Fiault, Charles	FRA	Fiault, Charles	FRA	Sodi / Parilla / B'stone	5	7 Laps	7 Laps	53.107	22
23	154	CRG Holland	NLD	Törnqvist, Morgen	SWE	CRG / TM / B'stone	3	9 Laps	2 Laps	54.094	23
24	131	KSM Racing Team	DEU	Becker, Julian	DEU	Tony Kart / Vortex / B'stone	1	11 Laps	2 Laps	1:00.464	24

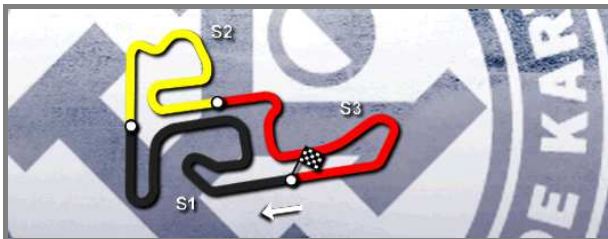
Leaders : No.199 Charles, Kenny (1-1) / No.207 Negro, Riccardo (2-12)

Start Time : 29/06 - 14:41:40

Best Lap : No.108 Tiene, Felice 52.174 93.83 Kph

Weather : Cloudy Air : 16°C Track : Dry

Previous Event Record : No.108 Tiene, Felice 52.378 93.47 Kph



Genk 26 - 30.06.2013



KZ2



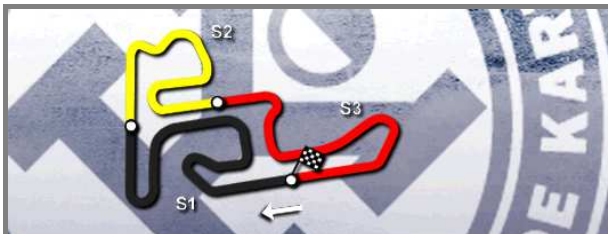
CIK-FIA European Championship (Rd2)

KZ2

Qualifying Heat A-F
Lap Chart

For information purposes. No official / regulatory value

	1	2	3	4	5	6	7	8	9	10	11	12	13	14	15	16	17	18	19	20	21	22	23	24
Grid	199	160	207	126	155	104	142	165	130	190	154	131	164	158	128	172	147	124	163	194	162	127	170	108
Start	199	160	126	207	155	104	142	165	130	190	154	164	128	158	131	124	194	172	163	147	127	162	170	108
Lap 1 Interval	199	207 0.2	104 1.1	160 0.3	155 0.1	142 0.5	165 0.7	190 0.1	126 0.1	130 0.0	128 0.1	158 0.1	164 0.0	154 0.8	124 0.3	194 0.2	147 0.4	131 0.4	163 0.1	127 0.0	170 0.3	108 0.0	172 0.2	162 0.0
Lap 2	207	199 0.3	104 0.7	155 0.5	160 0.3	142 0.2	165 0.1	190 0.7	130 0.0	128 0.6	158 0.6	126 0.4	164 0.1	124 0.0	154 0.1	194 0.1	147 0.7	127 0.5	108 0.3	163 0.2	172 0.2	170 0.7	162 0.1	
Lap 3	207	199 0.6	104 0.5	155 0.5	160 0.5	142 0.2	165 0.1	130 0.4	190 0.8	128 0.1	158 0.7	124 0.4	164 0.5	154 0.3	194 0.2	126 0.6	108 0.7	127 0.2	163 0.6	170 0.7	172 0.0	162 0.1	147 8.9	
Lap 4	207	199 0.6	104 0.3	155 0.5	160 0.7	142 0.4	130 0.1	165 0.3	190 0.6	128 0.2	158 0.6	124 0.2	164 0.6	194 0.9	108 0.7	126 0.4	127 0.2	163 1.0	172 1.3	162 0.2	170 0.4	147 8.4		
Lap 5	207	199 0.8	104 0.1	155 0.4	160 0.9	130 0.2	165 0.4	142 0.5	190 0.2	128 0.0	124 1.2	158 0.3	164 0.2	194 0.8	108 0.2	126 1.0	127 0.1	163 1.6	172 1.7	170 0.4	162 0.7	147 7.8		
Lap 6	207	104 0.7	199 0.5	155 0.1	130 1.1	165 0.3	160 0.3	142 0.4	128 0.2	190 0.2	124 0.4	158 0.6	164 0.2	108 1.0	194 0.8	127 0.5	163 2.0	172 2.0	170 0.3	162 0.5	147 8.0			
Lap 7	207	104 0.6	199 0.7	155 0.2	130 0.6	165 0.2	160 0.8	142 0.4	128 0.0	190 0.2	124 0.2	158 0.9	164 0.2	108 0.4	194 1.5	127 0.1	163 2.8	170 2.5	172 0.6	162 0.0	147 7.7			
Lap 8	207	104 0.5	199 0.9	155 0.2	130 0.1	165 0.3	160 1.3	128 0.2	124 0.9	190 0.3	142 0.6	158 0.0	108 0.0	164 0.4	127 1.8	194 0.4	163 2.6	170 3.0	162 0.6	172 0.3	147 7.0			
Lap 9	207	104 0.5	199 0.8	165 0.6	130 0.0	155 0.3	128 1.2	160 0.2	124 0.4	190 0.5	108 0.8	158 0.5	164 0.2	142 0.4	127 0.9	194 0.6	163 3.0	170 3.4	162 0.1	172 1.1	147 6.6			
Lap 10	207	104 0.4	199 1.0	165 0.2	130 0.2	155 0.7	128 0.8	160 0.5	124 0.3	190 0.4	108 0.2	158 1.3	164 0.1	142 0.4	127 0.9	194 0.7	163 3.3	170 3.9	162 0.1	172 0.7	147 6.4			
Lap 11	207	104 0.3	165 1.4	130 0.2	199 0.6	155 0.1	128 0.4	160 0.8	124 0.1	108 0.5	190 0.4	164 1.5	158 0.3	142 0.2	127 0.7	194 0.8	163 3.8	170 4.3	162 0.0	172 0.4	147 6.5			
Lap 12	207	104 0.1	130 1.4	165 0.5	199 0.3	155 0.1	128 0.2	160 0.8	124 0.3	108 0.1	190 0.8	164 1.5	158 0.4	142 0.3	127 0.4	194 1.3	163 3.9	170 4.6	162 0.2	172 0.1	147 6.0			



KZ2

**Qualifying Heat A-F
Lap Time Analysis**

For information purposes. No official / regulatory value

Laps	Sector 1	Sector 2	Sector 3	Lap Time
No.104 Midrła, Jan				
1	24.109	16.512	16.430	57.051
2	21.376	16.113	16.276	53.765
3	21.186	15.980	16.208	53.374
4	21.075	15.924	16.117	53.116
5	21.077	15.902	15.997	52.976
6	20.969	15.818	15.967	52.754
7	20.921	15.871	15.946	52.738
8	20.896	15.818	15.959	52.673
9	20.932	15.852	16.051	52.835
10	20.969	15.976	15.957	52.902
11	20.914	15.836	15.944	52.694
12	21.008	16.011	16.005	53.024

Laps	Sector 1	Sector 2	Sector 3	Lap Time
No.108 Tiene, Felice				
1	25.864	17.414	17.135	1:00.413
2	21.523	16.617	16.252	54.392
3	21.258	15.975	16.610	53.843
4	20.924	15.881	15.993	52.798
5	20.787	15.878	15.854	52.519
6	20.973	15.884	15.942	52.799
7	20.718	15.802	15.778	52.298
8	20.796	15.860	15.867	52.523
9	21.275	15.836	15.835	52.946
10	20.716	15.720	15.738	52.174
11	20.711	15.894	15.817	52.422
12	20.820	15.967	15.851	52.638

Laps	Sector 1	Sector 2	Sector 3	Lap Time
No.124 Tilloca, Luca				
1	25.156	17.342	16.623	59.121
2	21.386	16.256	16.526	54.168
3	21.275	15.985	16.040	53.300
4	21.016	16.002	16.004	53.022
5	20.974	16.186	15.988	53.148
6	20.856	15.830	15.933	52.619
7	20.956	15.834	15.879	52.669
8	21.046	16.068	15.895	53.009
9	20.863	15.801	15.906	52.570
10	20.910	15.997	15.954	52.861
11	20.804	15.847	15.986	52.637
12	21.027	15.867	16.084	52.978

Laps	Sector 1	Sector 2	Sector 3	Lap Time
No.126 Fiault, Charles				
1	25.538	16.724	17.239	59.501
2	22.025	16.565	17.087	55.677
3	22.520	16.412	16.362	55.294
4	21.320	16.170	16.505	53.995
5	21.062	15.968	16.077	53.107

Laps	Sector 1	Sector 2	Sector 3	Lap Time
No.127 Jeleniowski, Marcel				
1	25.764	17.343	17.147	1:00.254
2	21.803	16.280	16.328	54.411
3	21.390	16.118	16.949	54.457
4	21.067	15.926	16.219	53.212
5	21.115	15.890	16.075	53.080
6	21.021	15.917	15.989	52.927
7	20.890	15.867	15.947	52.704
8	21.069	15.984	16.018	53.071
9	21.006	15.835	16.001	52.842
10	21.139	15.804	16.013	52.956
11	21.046	15.815	16.021	52.882
12	20.923	15.892	15.991	52.806

Laps	Sector 1	Sector 2	Sector 3	Lap Time
No.128 Da Silva, Clement				
1	24.704	16.674	16.642	58.020
2	21.869	16.270	16.201	54.340
3	21.369	15.920	16.140	53.429
4	21.210	16.008	16.063	53.281
5	21.072	15.823	15.948	52.843
6	21.315	15.825	15.996	53.136
7	20.964	15.890	15.973	52.827
8	20.942	15.793	15.902	52.637
9	20.883	15.770	16.076	52.729
10	21.005	15.744	15.909	52.658
11	20.916	15.738	15.880	52.534
12	21.051	15.912	15.944	52.907

Laps	Sector 1	Sector 2	Sector 3	Lap Time
No.130 Zanchetta, Marco				
1	25.288	16.521	16.774	58.583
2	21.633	16.096	16.098	53.827
3	21.258	15.897	16.018	53.173
4	20.933	16.077	15.971	52.981
5	20.997	15.907	15.929	52.833
6	20.939	15.969	16.043	52.951
7	20.905	15.785	15.824	52.514
8	20.819	15.748	15.817	52.384
9	20.934	15.855	16.337	53.126
10	20.952	15.861	15.926	52.739
11	20.828	16.094	15.935	52.857
12	20.821	16.100	15.879	52.800

Laps	Sector 1	Sector 2	Sector 3	Lap Time
No.131 Becker, Julian				
1	25.616	17.461	17.387	1:00.464

Laps	Sector 1	Sector 2	Sector 3	Lap Time
No.142 Zanchi, Matteo				
1	24.566	16.608	16.629	57.803
2	21.556	16.152	16.265	53.973
3	21.218	16.002	16.308	53.528
4	21.162	16.085	16.214	53.461

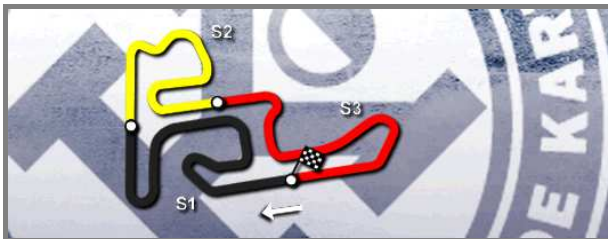
Laps	Sector 1	Sector 2	Sector 3	Lap Time
5	21.331	16.390	16.143	53.864
6	21.082	15.956	16.130	53.168
7	21.049	15.933	16.054	53.036
8	21.909	16.225	16.422	54.556
9	21.777	16.413	16.075	54.265
10	21.051	15.941	15.969	52.961
11	21.052	15.943	16.088	53.083
12	21.086	15.913	16.126	53.125

Laps	Sector 1	Sector 2	Sector 3	Lap Time
No.147 Weber, Johann Stefan				
1	25.432	17.352	16.871	59.655
2	21.580	16.460	16.457	54.497
3	21.479	16.406	27.713	1:05.598
4	21.534	16.243	16.436	54.213
5	21.461	16.144	16.212	53.817
6	21.493	16.161	16.101	53.755
7	21.234	16.120	16.091	53.445
8	21.195	16.069	16.145	53.409
9	21.238	16.179	16.313	53.730
10	21.168	16.023	16.119	53.310
11	21.217	16.128	16.125	53.470
12	21.159	16.015	16.056	53.230

Laps	Sector 1	Sector 2	Sector 3	Lap Time
No.154 Törnqvist, Morgen				
1	25.605	17.217	16.606	59.428
2	21.514	16.352	16.766	54.632
3	21.678	16.240	16.176	54.094

Laps	Sector 1	Sector 2	Sector 3	Lap Time
No.155 Wiggers, Symen				
1	24.522	16.454	16.561	57.537
2	21.372	16.199	16.281	53.852
3	21.139	16.052	16.196	53.387
4	21.045	15.998	16.086	53.129
5	20.910	15.924	16.034	52.868
6	20.989	16.001	16.040	53.030
7	21.041	15.949	15.984	52.974
8	20.957	15.923	16.001	52.881
9	20.906	15.912	16.850	53.668
10	21.151	15.977	15.959	53.087
11	20.948	15.934	16.031	52.913
12	21.040	15.920	16.140	53.100

Laps	Sector 1	Sector 2	Sector 3	Lap Time
No.158 Dontje, Milan				
1	24.967	16.593	16.599	58.159
2	21.853	16.465	16.472	54.790
3	21.174	16.111	16.201	53.486
4	21.164	15.947	16.100	53.211
5	21.105	16.517	16.100	53.722
6	21.021	15.848	16.053	52.922
7	21.010	15.919	16.040	52.969



KZ2

Qualifying Heat A-F

Lap Time Analysis

For information purposes. No official / regulatory value

Laps	Sector 1	Sector 2	Sector 3	Lap Time
8	21.011	15.908	16.176	53.095
9	21.275	16.192	16.093	53.560
10	21.048	15.894	16.038	52.980
11	21.042	16.295	16.104	53.441
12	21.096	15.963	16.033	53.092

No.160 Rismyhr, Finn Erik

1	24.434	16.755	16.848	58.037
2	21.756	16.297	16.289	54.342
3	21.252	16.110	16.210	53.572
4	21.150	16.011	16.134	53.295
5	21.027	15.986	16.083	53.096
6	21.061	16.322	16.515	53.898
7	21.083	15.932	15.998	53.013
8	21.026	15.887	15.994	52.907
9	20.893	15.939	16.454	53.286
10	21.057	15.936	15.973	52.966
11	20.960	15.868	15.984	52.812
12	20.972	15.956	15.925	52.853

No.162 Eisenbeis, Christian

1	26.103	17.849	16.980	1:00.932
2	22.408	16.750	16.325	55.483
3	21.553	16.289	16.426	54.268
4	21.653	16.448	16.216	54.317
5	22.431	16.228	16.180	54.839
6	21.317	16.072	16.126	53.515
7	21.090	15.945	16.731	53.766
8	21.396	16.118	16.207	53.721
9	21.103	16.121	16.143	53.367
10	21.521	16.155	16.277	53.953
11	21.397	16.104	16.172	53.673
12	21.431	16.221	16.312	53.964

No.163 Faint, Jason

1	25.674	17.443	17.193	1:00.310
2	21.800	16.629	16.644	55.073
3	21.475	16.195	16.807	54.477
4	21.173	16.122	16.371	53.666
5	21.221	16.095	16.299	53.615
6	21.093	16.049	16.215	53.357
7	21.139	16.048	16.328	53.515
8	21.118	15.973	16.235	53.326
9	21.194	16.053	16.204	53.451
10	21.221	15.956	16.220	53.397
11	21.190	15.992	16.239	53.421
12	21.196	15.970	16.234	53.400

No.164 Hays, Christopher

1	25.291	16.680	16.446	58.417
---	---------------	---------------	---------------	---------------

Laps	Sector 1	Sector 2	Sector 3	Lap Time
2	22.024	16.427	16.855	55.306
3	21.638	16.111	16.162	53.911
4	21.033	15.986	16.087	53.106
5	21.097	16.008	15.987	53.092
6	21.076	15.853	15.967	52.896
7	21.035	15.912	15.995	52.942
8	21.059	16.346	15.947	53.352
9	21.406	16.006	15.911	53.323
10	21.045	15.885	15.965	52.895
11	21.039	15.961	15.982	52.982
12	21.053	15.974	15.943	52.970

No.165 Johansson, Joel

1	25.193	16.457	16.644	58.294
2	21.265	16.043	16.086	53.394
3	21.262	16.043	16.239	53.544
4	21.245	16.446	16.069	53.760
5	21.012	15.959	15.938	52.909
6	20.882	15.976	16.052	52.910
7	20.781	15.787	15.865	52.433
8	20.852	15.781	15.830	52.463
9	20.829	15.757	16.116	52.702
10	20.822	15.834	15.891	52.547
11	20.869	16.078	15.916	52.863
12	20.906	16.547	16.097	53.550

No.170 Kuovi, Jan

1	25.800	17.583	17.158	1:00.541
2	22.590	16.544	16.585	55.719
3	21.506	16.263	16.444	54.213
4	21.528	17.036	16.360	54.924
5	21.236	16.234	16.232	53.702
6	21.318	16.073	16.257	53.648
7	21.251	16.091	16.315	53.657
8	21.257	16.231	16.314	53.802
9	21.281	16.256	16.312	53.849
10	21.444	16.195	16.287	53.926
11	21.330	16.109	16.326	53.765
12	21.266	16.205	16.294	53.765

No.172 Jilek, Michal

1	26.521	17.490	17.093	1:01.104
2	21.947	16.383	16.279	54.609
3	21.412	16.216	17.450	55.078
4	21.590	16.327	16.255	54.172
5	21.456	16.224	16.292	53.972
6	21.365	16.183	16.156	53.704
7	21.149	16.135	17.394	54.678
8	21.747	16.082	16.294	54.123
9	21.509	16.228	16.404	54.141

Laps	Sector 1	Sector 2	Sector 3	Lap Time
10	21.449	16.013	16.119	53.581
11	21.113	16.118	16.081	53.312
12	21.133	16.339	16.248	53.720

No.190 Marcon, Nicola

1	24.784	16.494	16.993	58.271
2	21.569	16.099	16.255	53.923
3	21.911	15.981	16.191	54.083
4	21.135	15.932	16.101	53.168
5	21.016	15.917	16.034	52.967
6	21.566	15.890	16.052	53.508
7	21.037	15.820	15.982	52.839
8	21.135	16.412	16.010	53.557
9	20.962	15.841	16.010	52.813
10	20.997	15.777	15.994	52.768
11	20.938	16.209	16.043	53.190
12	21.064	15.941	16.027	53.032

No.194 Diesel, Felix

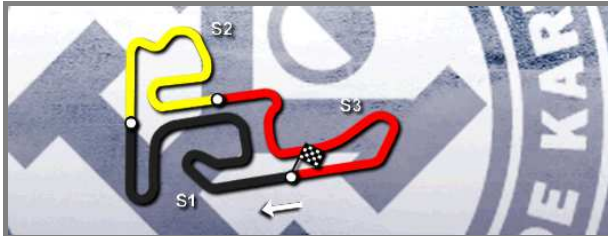
1	25.344	17.271	16.740	59.355
2	21.544	16.262	16.406	54.212
3	21.632	16.266	16.215	54.113
4	21.114	16.059	16.314	53.487
5	21.006	15.933	16.064	53.003
6	21.134	16.701	16.059	53.894
7	21.072	15.881	16.088	53.041
8	21.164	16.411	16.102	53.677
9	21.086	15.906	16.091	53.083
10	21.131	15.895	16.029	53.055
11	21.056	15.877	16.062	52.995
12	21.085	16.043	16.130	53.258

No.199 Charles, Kenny

1	23.740	16.377	16.376	56.493
2	21.474	16.622	16.343	54.439
3	21.229	16.103	16.258	53.590
4	21.085	16.040	16.191	53.316
5	21.075	15.990	16.125	53.190
6	21.383	15.949	16.100	53.432
7	20.994	15.909	16.015	52.918
8	20.937	15.878	16.047	52.862
9	20.892	15.875	16.026	52.793
10	21.053	15.936	16.048	53.037
11	20.956	16.871	16.081	53.908
12	20.930	16.035	16.114	53.079

No.207 Negro, Riccardo

1	23.704	16.303	16.250	56.257
2	21.296	16.247	16.204	53.747
3	21.172	16.043	16.166	53.381



Genk 26 - 30.06.2013



KZ2

CIK-FIA European Championship (Rd2)

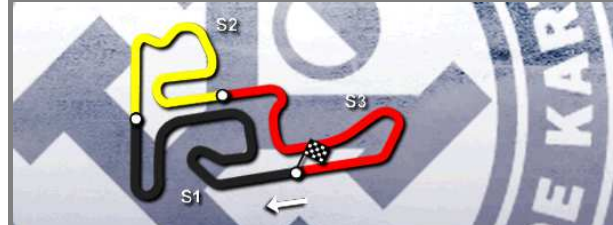


KZ2

**Qualifying Heat A-F
Lap Time Analysis**

For information purposes. No official / regulatory value

Laps	Sector 1	Sector 2	Sector 3	Lap Time
4	21.111	15.996	16.155	53.262
5	20.992	15.955	16.049	52.996
6	20.995	15.935	16.025	52.955
7	20.967	15.929	15.976	52.872
8	20.936	15.881	15.948	52.765
9	20.936	15.869	16.035	52.840
10	21.024	15.927	16.036	52.987
11	20.960	15.835	16.000	52.795
12	21.163	16.029	16.051	53.243



KZ2

Qualifying Heat A-F


Document 34

Starting Grid

Subject to scrutineering & sporting investigations

170	Kuovi, Jan Rosso Korsä / TM / B'stone		12	108	Tiene, Felice CRG / Maxter / B'stone	
162	Eisenbeis, Christian CKR / TM / B'stone		11	127	Jeleniowski, Marcel CRG / TM / B'stone	
163	Faint, Jason Energy / TM / B'stone		10	194	Diesel, Felix BRM / TM / B'stone	
147	Weber, Johann Stefan CRG / TM / B'stone		9	124	Tilloca, Luca Maranello / TM / B'stone	
128	Da Silva, Clement Birel / TM / B'stone		8	172	Jilek, Michal Birel / TM / B'stone	
164	Hays, Christopher Energy / TM / B'stone		7	158	Dontje, Milan Energy / TM / B'stone	
154	Törnqvist, Morgen CRG / TM / B'stone		6	131	Becker, Julian Tony Kart / Vortex / B'stone	
130	Zanchetta, Marco Maranello / TM / B'stone		5	190	Marcon, Nicola Tony Kart / Vortex / B'stone	
142	Zanchi, Matteo BRM / Modena Engines / B'stone		4	165	Johansson, Joel Energy / TM / B'stone	
155	Wiggers, Symen CRG / TM / B'stone		3	104	Midrła, Jan Birel / TM / B'stone	
207	Negro, Riccardo DR / TM / B'stone		2	126	Fiault, Charles Sodi / Parilla / B'stone	
199	Charles, Kenny Merlin / TM / B'stone		1	160	Rismyhr, Finn Erik DR / TM / B'stone	

POLE POSITION


























KZ2

Qualifying Heat B-G
Results

Document 57

Subject to scrutineering & sporting investigations

Rnk	No.	Entrant	Nat	Driver	Nat	Equipment	Laps	Gap	Interv.	Best Lap	Points
1	213	GP Racing	ITA	 Bray, Daniel	AUS	GP / TM / B'stone	12			53.184	0
2	149	CRG SpA	ITA	 Palou, Alex	ESP	CRG / Maxter / B'stone	12	2.133	2.133	52.996	2
3	122	PDB Racing Team	NLD	 Öberg, Victor	SWE	Gillard / TM / B'stone	12	2.811	0.678	53.285	3
4	200	Van Meever, Jan Cornelis	NLD	 Van Meever, Maks	NLD	Lenzokart / TM / B'stone	12	3.423	0.612	53.348	4
5	185	Maddox	NLD	 Van Moorsel, Jordi	NLD	Maddox / TM / B'stone	12	3.810	0.387	53.497	5
6	133	Renda Motorsport	ITA	 Romkema, Ricardo	ITA	Zanardi / TM / B'stone	12	5.601	1.791	53.478	6
7	143	Tony Kart Racing Team	ITA	 Piccini, Alessio	ITA	Tony Kart / Vortex / B'stone	12	7.836	2.235	53.238	7
8	161	DTK Racing Team Poland	POL	 Idzkowski, Bartosz	POL	CRG / Maxter / B'stone	12	8.140	0.304	53.275	8
9	159	DR Srl	ITA	 Gudmundsson, Filp	SWE	DR / TM / B'stone	12	8.632	0.492	53.213	9
10	135	ADAC Sachsen	DEU	 Illgen, Kevin	DEU	CRG / TM / B'stone	12	12.915	4.283	53.398	10
11	129	Maranello Kart	ITA	 Lundberg, Douglas	SWE	Maranello / TM / B'stone	12	13.305	0.390	53.206	11
12	156	Daems Racing	BEL	 Brucculeri, Adrien	BEL	Tony Kart / Vortex / B'stone	12	13.452	0.147	53.043	12
13	215	77 RUS Racing Team	RUS	 Buznikov, Philipp	RUS	CRG / TM / B'stone	12	13.935	0.483	53.132	13
14	208	Solgat Motorsport	DEU	 Pronenko, Danijl	UKR	Birel / TM / B'stone	12	14.151	0.216	53.300	14
15	144	Praga Kart Racing	CZE	 Manetti, Alessandro	ITA	Praga / Parilla / B'stone	12	14.227	0.076	53.035	15
16	140	BRM Racing	ITA	 Bizalion, Charly	FRA	BRM / Modena Engines / B'stone	12	15.796	1.569	53.505	16
17	206	CKR	ITA	 Kreutz, Patrick	DEU	CKR / De Bei / B'stone	12	16.329	0.533	53.328	17
18	177	KSH Racing	NLD	 Dielissen, Casper	NLD	RK / Modena Engines / B'stone	12	18.276	1.947	54.009	18
19	109	Harmonika Müller RT	AUT	 Müller, Marcel	AUT	CRG / Modena Engines / B'stone	12	19.346	1.070	53.299	19
20	216	Neva Ring	RUS	 Gagen, Seva	RUS	Parolin / TM / B'stone	12	51.175	31.829	53.477	20
21	174	Pescador, Jorge	ESP	 Pescador, Jorge	ESP	Tony Kart / Vortex / B'stone	8	4 Laps	4 Laps	53.730	21
22	148	CRG Holland	NLD	 Kooijman, Finn	NLD	CRG / TM / B'stone	8	4 Laps	3.137	54.340	22
23	209	Comer	ITA	 Cunati, Simone	ITA	Top Kart / Parilla / B'stone	7	5 Laps	1 Lap	53.714	23

Not Classified

217	KSW-Racing	DEU	 Oswald, Rene	AUT	 Tony Kart / Vortex / B'stone		DNS				25
-----	------------	-----	---	-----	--	--	------------	--	--	--	-----------

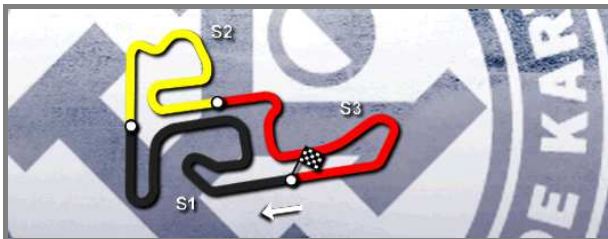
Leaders : No.122 Öberg, Victor (1-1) / No.213 Bray, Daniel (2-12)

Start Time : 29/06 - 14:22:01

Best Lap : No.149 Palou, Alex 52.996 92.38 Kph

Weather : Cloudy Air : 16°C Track : Dry

Event Record : No.108 Tiene, Felice 52.378 93.47 Kph



Genk 26 - 30.06.2013



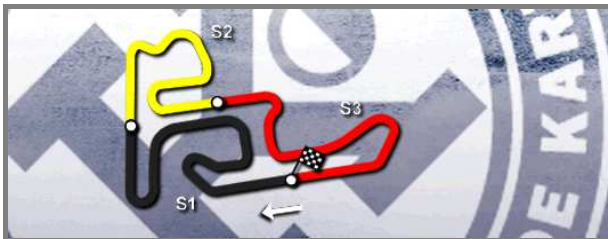
CIK-FIA European Championship (Rd2)

KZ2

Qualifying Heat B-G
Lap Chart

For information purposes. No official / regulatory value

	1	2	3	4	5	6	7	8	9	10	11	12	13	14	15	16	17	18	19	20	21	22	23	24
Grid	122	200	174	213	159	140	133	149	185	143	161	177	216	135	144	215	208	206	148	129	109	156	209	217
Start	122	200	213	174	133	149	140	185	159	143	161	177	135	216	144	208	129	215	148	206	156	109	209	
Lap 1 Interval	122	213 0.1	200 0.6	133 0.8	174 0.3	185 0.0	161 0.3	149 0.3	143 0.0	135 0.5	129 0.4	159 0.2	140 0.3	144 0.0	156 0.2	208 0.1	209 0.4	215 0.1	148 0.1	177 0.3	109 0.1	206 0.3	216 41.3	
Lap 2	213	122 0.2	200 0.4	133 0.6	185 0.4	174 0.6	161 0.0	149 0.1	143 0.2	135 0.2	129 0.1	159 0.4	156 0.4	140 0.6	209 0.3	208 0.2	144 0.2	148 0.1	215 0.5	109 0.4	206 0.6	177 0.2	216 39.9	
Lap 3	213	122 0.4	200 0.7	133 0.1	185 0.5	149 1.1	161 1.7	135 0.3	174 0.2	143 0.0	129 0.5	209 0.0	159 0.1	156 0.0	208 0.1	140 0.3	148 0.1	144 0.2	215 0.0	109 0.1	206 0.3	177 0.7	216 39.3	
Lap 4	213	122 0.4	133 0.8	200 0.1	185 0.3	149 0.8	161 2.9	135 0.2	143 0.2	209 0.3	174 0.3	159 0.5	129 0.3	148 0.7	208 0.0	215 0.3	144 0.3	156 0.1	109 0.2	140 0.1	206 0.1	177 0.2	216 37.8	
Lap 5	213	122 0.7	133 0.7	200 0.1	185 0.2	149 0.8	161 3.1	143 0.3	135 0.0	209 0.2	174 0.6	159 0.2	129 0.2	208 1.3	148 0.3	215 0.0	144 0.1	109 1.0	156 0.2	206 0.2	140 0.2	177 0.4	216 36.2	
Lap 6	213	122 1.1	133 0.3	200 0.2	185 0.2	149 0.7	161 3.7	143 0.0	135 0.1	209 0.1	174 0.6	159 0.1	129 0.2	208 1.0	215 0.8	148 1.2	144 0.0	156 0.1	109 0.0	206 0.2	140 1.0	177 0.1	216 35.4	
Lap 7	213	122 1.3	133 0.2	200 0.2	185 0.2	149 0.3	161 4.5	209 0.2	143 0.4	159 0.8	174 1.3	135 0.1	208 0.1	215 0.1	129 0.7	144 0.4	156 0.2	206 1.3	148 0.0	109 0.3	140 0.0	177 0.3	216 34.5	
Lap 8	213	122 1.6	133 0.1	200 0.3	149 0.1	185 0.3	161 4.5	143 0.3	159 0.9	174 2.4	208 0.3	135 0.3	129 0.8	144 0.2	156 0.2	215 0.1	206 0.7	148 0.2	140 0.2	177 0.4	109 2.8	216 31.4		
Lap 9	213	122 2.3	200 0.3	149 0.1	133 0.1	185 0.0	161 4.3	143 0.0	159 0.9	208 3.6	135 0.1	129 0.5	144 0.0	156 0.3	215 0.1	140 1.5	177 0.6	206 0.3	109 2.7	216 30.8				
Lap 10	213	149 2.6	122 0.0	200 0.5	185 0.0	133 1.4	143 3.0	161 0.2	159 0.5	135 3.7	208 0.2	129 0.3	156 0.4	215 0.2	144 0.4	140 0.9	206 1.0	177 0.4	109 2.4	216 31.0				
Lap 11	213	149 2.3	122 0.3	200 0.5	185 0.2	133 1.5	143 2.7	161 0.3	159 0.5	135 3.7	208 0.1	129 0.2	156 0.3	215 0.3	144 0.3	140 1.4	206 0.9	177 1.0	109 1.9	216 31.3				
Lap 12	213	149 2.1	122 0.6	200 0.6	185 0.3	133 1.7	143 2.2	161 0.3	159 0.4	135 4.2	129 0.3	156 0.1	215 0.4	208 0.2	144 0.0	140 1.5	206 0.5	177 1.9	109 1.0	216 31.8				



KZ2

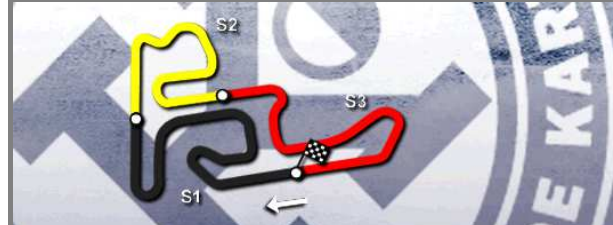
**Qualifying Heat B-G
Lap Time Analysis**

For information purposes. No official / regulatory value

Laps	Sector 1	Sector 2	Sector 3	Lap Time
No.109 Müller, Marcel				
1	26.533	18.002	16.975	1:01.510
2	22.399	16.677	16.392	55.468
3	21.353	16.496	16.695	54.544
4	22.872	16.502	16.736	56.110
5	21.968	16.459	16.372	54.799
6	21.357	16.182	16.683	54.222
7	21.916	17.068	16.480	55.464
8	23.726	16.972	16.766	57.464
9	21.765	16.416	16.473	54.654
10	21.407	16.134	16.262	53.803
11	21.321	16.083	16.167	53.571
12	21.184	16.000	16.115	53.299
No.122 Öberg, Victor				
1	24.453	16.787	16.625	57.865
2	21.940	16.798	16.481	55.219
3	21.538	16.247	16.415	54.200
4	21.324	16.278	16.322	53.924
5	21.313	16.247	16.346	53.906
6	21.326	16.228	16.326	53.880
7	21.255	16.076	16.247	53.578
8	21.215	16.129	16.258	53.602
9	21.580	16.298	16.480	54.358
10	21.222	16.095	16.355	53.672
11	21.262	16.060	16.114	53.436
12	21.089	16.016	16.180	53.285
No.129 Lundberg, Douglas				
1	25.059	17.525	16.782	59.366
2	21.617	16.363	16.396	54.376
3	21.767	17.740	17.110	56.617
4	22.347	16.720	16.587	55.654
5	21.357	16.155	16.237	53.749
6	21.296	16.152	16.185	53.633
7	21.432	18.212	16.854	56.498
8	21.525	16.984	16.346	54.855
9	21.178	16.104	16.580	53.862
10	21.342	16.047	16.112	53.501
11	21.010	16.078	16.118	53.206
12	21.250	16.075	16.440	53.765
No.133 Romkema, Ricardo				
1	24.396	17.078	16.764	58.238
2	21.744	16.448	16.499	54.691
3	21.347	16.233	16.396	53.976
4	21.269	16.305	16.347	53.921
5	21.260	16.235	16.268	53.763
6	21.249	16.134	16.171	53.554

Laps	Sector 1	Sector 2	Sector 3	Lap Time
7	21.192	16.129	16.157	53.478
8	21.164	16.148	16.175	53.487
9	21.279	16.328	17.184	54.791
10	22.400	16.476	16.335	55.211
11	21.269	16.173	16.131	53.573
12	21.130	16.000	16.669	53.799
No.135 Illgen, Kevin				
1	25.431	17.266	16.660	59.357
2	21.605	16.412	16.635	54.652
3	21.792	17.485	16.742	56.019
4	21.509	16.621	16.480	54.610
5	21.392	16.280	16.550	54.222
6	21.271	16.286	16.266	53.823
7	22.727	17.209	16.664	56.600
8	21.852	17.030	16.201	55.083
9	21.241	16.545	16.320	54.106
10	21.140	16.159	16.225	53.524
11	21.068	16.053	16.277	53.398
12	21.259	16.133	16.354	53.746
No.140 Bizational, Charly				
1	26.031	17.841	17.094	1:00.966
2	21.812	16.798	16.653	55.263
3	21.542	17.420	16.938	55.900
4	22.972	16.680	17.201	56.853
5	22.258	16.674	16.499	55.431
6	21.520	16.682	16.573	54.775
7	21.436	16.409	16.383	54.228
8	21.538	16.324	16.300	54.162
9	21.345	16.409	16.381	54.135
10	21.199	16.171	16.263	53.633
11	21.130	16.132	16.243	53.505
12	21.248	16.195	16.300	53.743
No.143 Piccini, Alessio				
1	24.966	17.066	17.107	59.139
2	21.830	16.541	16.614	54.985
3	21.820	17.859	16.864	56.543
4	21.732	16.378	16.489	54.599
5	21.292	16.226	16.341	53.859
6	21.131	16.328	16.338	53.797
7	21.988	16.176	16.276	54.440
8	21.076	16.059	16.103	53.238
9	21.077	16.167	16.261	53.505
10	21.315	16.249	16.183	53.747
11	21.098	16.035	16.122	53.255
12	21.079	16.075	16.163	53.317

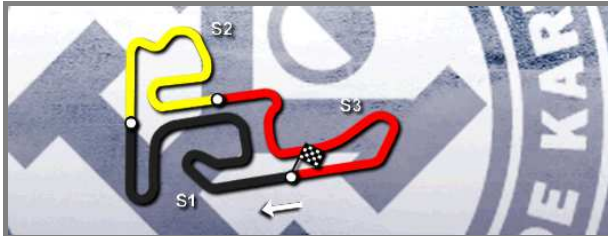
Laps	Sector 1	Sector 2	Sector 3	Lap Time
No.144 Manetti, Alessandro				
1	25.651	17.678	16.950	1:00.279
2	22.342	16.666	17.038	56.046
3	21.598	16.917	16.919	55.434
4	22.888	16.519	16.511	55.918
5	21.793	16.061	16.310	54.164
6	21.745	16.167	17.170	55.082
7	21.527	16.005	16.213	53.745
8	21.248	16.915	16.442	54.605
9	21.124	16.090	16.495	53.709
10	22.262	16.058	16.314	54.634
11	21.213	15.804	16.018	53.035
12	21.026	15.856	16.752	53.634
No.148 Kooijman, Finn				
1	26.380	17.861	16.932	1:01.173
2	21.952	16.482	16.507	54.941
3	21.602	16.529	16.956	55.087
4	21.795	16.574	17.099	55.468
5	21.663	16.218	16.792	54.673
6	21.787	16.199	17.183	55.169
7	22.173	16.650	16.623	55.446
8	21.777	16.349	16.214	54.340
No.149 Palou, Alex				
1	25.182	16.963	17.207	59.352
2	21.793	16.526	16.496	54.815
3	21.934	16.359	16.200	54.493
4	21.166	16.114	16.194	53.474
5	21.452	16.114	16.179	53.745
6	21.151	16.162	16.149	53.462
7	21.063	15.945	16.076	53.084
8	21.030	16.134	16.001	53.165
9	21.169	16.589	16.433	54.191
10	20.993	16.008	16.109	53.110
11	21.046	15.951	16.115	53.112
12	21.013	15.910	16.073	52.996
No.156 Bruculeri, Adrien				
1	25.498	17.645	16.941	1:00.084
2	21.677	16.356	16.319	54.352
3	21.526	17.244	17.300	56.070
4	22.343	16.866	17.720	56.929
5	22.167	16.685	16.480	55.332
6	21.325	16.190	16.418	53.933
7	21.543	16.113	16.142	53.798
8	21.188	17.020	16.395	54.603
9	21.163	16.041	16.631	53.835
10	21.333	16.076	16.121	53.530



KZ2 Qualifying Heat B-G
Lap Time Analysis

For information purposes. No official / regulatory value

Laps	Sector 1	Sector 2	Sector 3	Lap Time	Laps	Sector 1	Sector 2	Sector 3	Lap Time	Laps	Sector 1	Sector 2	Sector 3	Lap Time
11	20.969	15.994	16.080	53.043	9	21.409	16.490	16.427	54.326	3	21.240	17.015	16.724	54.979
12	21.167	16.050	16.389	53.606	10	21.516	16.705	16.305	54.526	4	21.867	16.404	17.699	55.970
No.159 Gudmundsson, Filp					No.185 Van Moorsel, Jordi					No.209 Cunati, Simone				
1	25.808	17.763	16.845	1:00.416	1	24.560	16.979	16.952	58.491	1	26.077	17.277	16.920	1:00.274
2	21.705	16.425	16.416	54.546	2	21.822	16.470	16.414	54.706	2	21.888	16.453	16.414	54.755
3	21.812	17.811	16.843	56.466	3	21.456	16.335	16.350	54.141	3	21.262	16.814	16.795	54.871
4	21.893	16.433	16.770	55.096	4	21.314	16.240	16.272	53.826	4	21.464	16.486	16.436	54.386
5	21.417	16.169	16.243	53.829	5	21.256	16.187	16.264	53.707	5	21.410	16.121	16.274	53.805
6	21.338	16.129	16.122	53.589	6	21.256	16.156	16.180	53.592	6	21.217	16.327	16.211	53.755
7	21.537	16.457	16.274	54.268	7	21.187	16.147	16.192	53.526	7	21.444	16.131	16.139	53.714
8	21.169	16.105	16.090	53.364	8	21.207	16.466	16.155	53.828	No.213 Bray, Daniel				
9	21.144	16.097	16.258	53.499	9	21.203	16.316	16.459	53.978	1	24.051	16.813	16.610	57.474
10	21.209	16.145	16.206	53.560	10	21.377	16.159	16.184	53.720	2	21.884	16.477	16.425	54.786
11	21.147	16.072	16.161	53.380	11	21.344	16.067	16.086	53.497	3	21.509	16.205	16.336	54.050
12	21.006	16.055	16.152	53.213	12	21.137	16.207	16.186	53.530	4	21.304	16.214	16.330	53.848
No.161 Idzkowski, Bartosz					No.200 Van Meever, Maks					No.215 Buznikov, Philipp				
1	24.531	16.896	17.167	58.594	1	24.868	16.803	16.682	58.353	1	26.163	17.543	17.289	1:00.995
2	21.780	16.508	16.778	55.066	2	21.804	16.533	16.560	54.897	2	22.809	16.513	16.371	55.693
3	21.874	17.792	16.636	56.302	3	21.563	16.399	16.486	54.448	3	21.550	16.550	16.759	54.859
4	21.704	16.508	16.487	54.699	4	21.656	16.237	16.322	54.215	4	22.335	16.621	16.558	55.514
5	21.462	16.172	16.319	53.953	5	21.336	16.196	16.265	53.797	5	21.684	16.242	16.402	54.328
6	21.284	16.430	16.371	54.085	6	21.332	16.094	16.206	53.632	6	21.577	16.080	16.207	53.864
7	21.388	16.190	16.293	53.871	7	21.146	16.112	16.223	53.481	7	21.205	16.387	16.244	53.836
8	21.186	16.094	16.252	53.532	8	21.078	16.283	16.226	53.587	8	21.870	17.327	17.014	56.211
9	21.259	16.179	16.352	53.790	9	21.209	16.508	16.502	54.219	9	21.388	16.146	16.300	53.834
10	21.321	16.511	16.221	54.053	10	21.411	16.216	16.256	53.883	10	21.465	16.173	16.058	53.696
11	21.167	16.122	16.094	53.383	11	21.141	16.028	16.220	53.389	11	21.137	15.946	16.049	53.132
12	21.108	16.039	16.128	53.275	12	21.104	16.058	16.186	53.348	12	21.107	15.986	16.630	53.723
No.174 Pescador, Jorge					No.206 Kreutz, Patrick					No.216 Gagen, Seva				
1	24.562	17.166	17.190	58.918	1	26.802	18.010	17.124	1:01.936	1	1:09.175	17.516	17.106	1:43.797
2	22.102	16.839	16.535	55.476	2	22.302	16.833	16.689	55.824	2	22.645	16.409	16.432	55.486
3	22.910	17.257	16.695	56.862	3	21.422	16.359	16.460	54.241					
4	21.746	16.715	16.932	55.393	4	22.620	16.570	16.848	56.038					
5	21.582	16.236	16.295	54.113	5	22.005	16.539	16.469	55.013					
6	21.332	16.166	16.232	53.730	6	21.351	16.209	16.356	53.916					
7	21.746	17.226	16.742	55.714	7	22.073	16.477	16.308	54.858					
8	21.697	16.379	16.397	54.473	8	21.680	16.259	16.216	54.155					
No.177 Dielissen, Casper					No.208 Pronenko, Danijl									
1	27.044	18.001	17.045	1:02.090	1	25.836	17.720	16.824	1:00.380					
2	22.426	17.052	16.994	56.472	2	22.645	16.409	16.432	55.486					
3	21.582	16.455	16.702	54.739										
4	21.986	16.916	16.671	55.573										
5	21.991	16.760	16.665	55.416										
6	21.453	16.541	16.487	54.481										
7	21.576	16.396	16.430	54.402										
8	21.564	16.328	16.398	54.290										



Genk 26 - 30.06.2013



KZ2

CIK-FIA European Championship (Rd2)



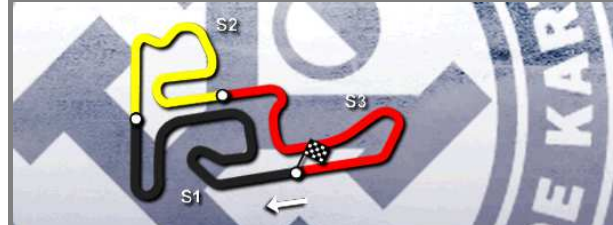
KZ2

Qualifying Heat B-G

Lap Time Analysis

For information purposes. No official / regulatory value

Laps	Sector 1	Sector 2	Sector 3	Lap Time
2	21.798	16.420	16.476	54.694
3	21.575	16.209	16.375	54.159
4	21.393	16.217	16.381	53.991
5	21.402	16.151	16.327	53.880
6	21.270	16.087	16.331	53.688
7	21.180	16.068	16.229	53.477
8	21.440	16.267	16.323	54.030
9	21.512	16.197	16.276	53.985
10	21.355	16.335	16.311	54.001
11	21.351	16.297	16.287	53.935
12	21.234	16.177	16.332	53.743



KZ2

Qualifying Heat B-G

Document 33

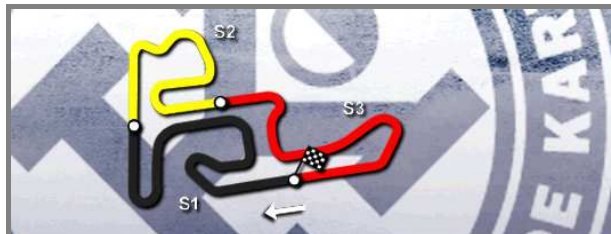
Starting Grid

Subject to scrutineering & sporting investigations

209	Cunati, Simone Top Kart / Parilla / B'stone		12	217	Oswald, Rene Tony Kart / Vortex / B'stone	
109	Müller, Marcel CRG / Modena Engines / B'stone		11	156	Brucculeri, Adrien Tony Kart / Vortex / B'stone	
148	Kooijman, Finn CRG / TM / B'stone		10	129	Lundberg, Douglas Maranello / TM / B'stone	
208	Pronenko, Danijl Birel / TM / B'stone		9	206	Kreutz, Patrick CKR / De Bei / B'stone	
144	Manetti, Alessandro Praga / Parilla / B'stone		8	215	Buznikov, Philipp CRG / TM / B'stone	
216	Gagen, Seva Parolin / TM / B'stone		7	135	Illgen, Kevin CRG / TM / B'stone	
161	Idzkowski, Bartosz CRG / Maxter / B'stone		6	177	Dielissen, Casper RK / Modena Engines / B'stone	
185	Van Moorsel, Jordi Maddox / TM / B'stone		5	143	Piccini, Alessio Tony Kart / Vortex / B'stone	
133	Romkema, Ricardo Zanardi / TM / B'stone		4	149	Palou, Alex CRG / Maxter / B'stone	
159	Gudmundsson, Filp DR / TM / B'stone		3	140	Bizalion, Charly BRM / Modena Engines / B'stone	
174	Pescador, Jorge Tony Kart / Vortex / B'stone		2	213	Bray, Daniel GP / TM / B'stone	
122	Öberg, Victor Gillard / TM / B'stone		1	200	Van Meever, Maks Lenzokart / TM / B'stone	

POLE POSITION





Genk 26 - 30.06.2013



CIK-FIA European Championship (Rd2)

KZ2

**Qualifying Heat E-F
Results**

Document 56.1

Subject to scrutineering & sporting investigations

Rnk	No.	Entrant	Nat	Driver	Nat	Equipment	Laps	Gap	Interv.	Best Lap	Points
1	104	Birel Motorsport	ITA	Midrla, Jan	CZE	Birel / TM / B'stone	12			52.756	0
2	205	Paauwerkartracing	NLD	Paauwe, Menno	NLD	Birel / TM / B'stone	12	1.045	1.045	52.768	2
3	165	Energy Corse	ITA	Johansson, Joel	SWE	Energy / TM / B'stone	12	1.374	0.329	52.428	3
4	190	Marcon, Alessandro	ITA	Marcon, Nicola	ITA	Tony Kart / Vortex / B'stone	12	1.853	0.479	52.610	4
5	126	Fiault, Charles	FRA	Fiault, Charles	FRA	Sodi / Parilla / B'stone	12	2.191	0.338	52.669	5
6	197	Solgat Motorsport	DEU	Kappis, Patrick	DEU	Birel / TM / B'stone	12	3.430	1.239	52.729	6
7	160	DR Srl	ITA	Rismyhr, Finn Erik	NOR	DR / TM / B'stone	12	3.763	0.333	52.789	7
8	108	CRG SpA	ITA	Tiene, Felice	ITA	CRG / Maxter / B'stone	12	4.874	1.111	52.378	8
9	158	Dobla B.V.	NLD	Dontje, Milan	NLD	Energy / TM / B'stone	12	5.927	1.053	52.805	9
10	124	Maranello Kart	ITA	Tilloca, Luca	ITA	Maranello / TM / B'stone	12	7.749	1.822	52.596	10
11	192	CKR	ITA	Bombardelli, Luca	ITA	CKR / De Bei / B'stone	12	8.274	0.525	53.075	11
12	127	CRG Holland	NLD	Jeleniowski, Marcel	DEU	CRG / TM / B'stone	12	8.553	0.279	52.704	12
13	138	AVG Racing	NLD	Specken, Guust	NLD	Birel / TM / B'stone	12	11.009	2.456	53.024	13
14	125	J.S. Racing	DNK	Christensen, Toke	DNK	CRG / TM / B'stone	12	11.205	0.196	53.071	14
15	194	RP Motorsport Team	AUT	Diesel, Felix	AUT	BRM / TM / B'stone	12	11.383	0.178	52.942	15
16	131	KSM Racing Team	DEU	Becker, Julian	DEU	Tony Kart / Vortex / B'stone	12	11.912	0.529	53.125	16
17	211	DR Germany	DEU	Huber, Manuel	DEU	DR / TM / B'stone	12	12.344	0.432	53.016	17
18	220	CRG Holland	NLD	Törnqvist, Person Benjam	SWE	CRG / TM / B'stone	12	12.826	0.482	53.030	18
19	173	Joka Kart Team	CZE	Osmera, Jan	CZE	Birel / TM / B'stone	12	13.428	0.602	53.154	19
20	146	CRG Racing Germany	DEU	Dresen, Andreas	DEU	CRG / TM / B'stone	12	19.591	6.163	53.501	20
21	181	LH Racing Team	SWE	Hiltbrand, Pedro	ESP	LH / Maxter / B'stone	12	46.720	27.129	52.762	21
22	172	Joka Kart Team	CZE	Jilek, Michal	CZE	Birel / TM / B'stone	11	1 Lap	1 Lap	53.704	22
23	141	BRM Racing	ITA	Ghidella, Matteo	ITA	BRM / Modena Engines / B'stone	7	5 Laps	4 Laps	52.989	23
24	166	Gold Kart Racing Team	ITA	Aceto, Massimo	ITA	Righetti / TM / B'stone	1	11 Laps	6 Laps	58.878	24

Leaders : No.104 Midrla, Jan (1-12)

Start Time : 29/06 - 13:12:07

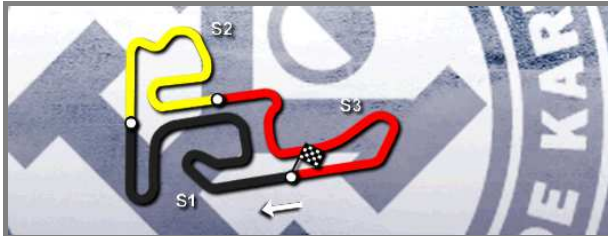
Best Lap : No.108 Tiene, Felice

52.378 93.47 Kph

Weather : Cloudy Air : 14°C Track : Drying

Previous Event Record : No.149 Palou, Alex

52.511 93.23 Kph



Genk 26 - 30.06.2013



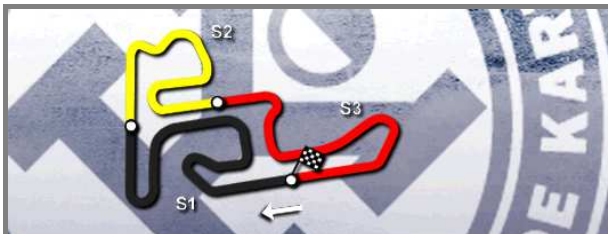
CIK-FIA European Championship (Rd2)

KZ2

**Qualifying Heat E-F
Lap Chart**

For information purposes. No official / regulatory value

	1	2	3	4	5	6	7	8	9	10	11	12	13	14	15	16	17	18	19	20	21	22	23	24
Grid	205	160	197	126	181	104	192	165	141	190	211	131	166	158	125	172	173	124	138	194	146	127	220	108
Start	205	160	126	197	104	165	181	190	192	131	141	211	158	172	125	127	166	124	194	146	173	138	108	220
Lap 1 Interval	104	205 0.1	160 0.2	197 0.5	126 0.1	190 0.7	131 0.3	165 0.0	141 0.1	192 0.2	181 0.2	158 0.2	211 0.4	172 0.7	127 0.2	166 0.3	124 0.1	125 0.4	138 0.3	194 0.1	108 0.0	173 0.3	146 0.4	220 0.0
Lap 2	104	205 0.4	160 0.3	197 0.3	126 0.1	190 0.4	165 1.0	141 0.3	192 0.6	131 0.1	158 0.5	211 0.2	181 0.6	127 0.3	124 0.6	138 0.3	108 0.2	125 0.2	173 0.4	194 0.4	146 0.9	220 0.6	172 30.7	
Lap 3	104	205 0.6	160 0.2	197 0.3	126 0.1	190 0.3	165 1.0	141 0.2	192 1.5	158 0.1	131 0.4	127 0.7	124 0.3	211 0.3	108 0.1	138 0.3	125 0.2	173 0.5	194 0.1	146 1.7	220 0.1	172 33.8	181 0.6	
Lap 4	104	205 0.9	160 0.3	126 0.1	190 0.6	197 0.4	165 0.1	141 0.3	158 1.8	192 0.3	131 0.3	124 0.6	127 0.3	108 0.1	138 0.7	125 0.3	194 0.8	173 0.4	211 0.9	220 0.5	146 0.8	172 33.3	181 1.3	
Lap 5	104	205 0.9	160 0.6	126 0.0	190 0.2	165 0.7	197 0.2	141 0.1	158 1.6	192 0.5	124 1.2	131 0.0	108 0.0	127 0.3	138 0.7	125 0.2	194 0.5	173 0.9	211 0.7	220 0.3	146 1.4	181 34.1	172 0.4	
Lap 6	104	205 0.9	126 0.5	190 0.5	165 0.8	160 0.2	197 0.2	141 0.1	158 1.3	192 0.8	108 0.9	131 1.1	124 0.3	127 0.2	138 0.3	125 0.1	194 0.1	173 1.0	211 0.5	220 0.2	146 1.8	181 33.7	172 24.7	
Lap 7	104	205 0.9	126 0.5	190 0.2	165 0.6	160 0.8	197 0.1	141 0.3	158 1.0	192 1.2	108 0.3	124 1.8	127 0.4	138 0.3	131 0.1	125 0.1	194 0.1	173 1.3	211 0.1	220 0.1	146 2.9	181 32.3	172 25.5	
Lap 8	104	205 0.8	126 0.4	190 0.3	165 0.3	197 1.3	160 0.3	158 1.3	108 1.0	192 0.5	124 1.4	127 0.3	138 0.5	125 0.7	131 0.3	194 0.0	211 0.9	220 0.3	173 0.2	146 3.4	181 31.3	172 26.4		
Lap 9	104	205 1.0	126 0.3	165 0.5	190 0.1	197 1.3	160 0.3	158 1.5	108 0.4	192 1.2	124 1.0	127 0.6	138 0.7	125 0.7	194 0.4	131 0.3	211 0.7	220 0.1	173 0.4	146 3.7	181 30.4	172 27.9		
Lap 10	104	205 1.0	126 0.3	165 0.2	190 0.3	197 1.4	160 0.3	108 1.5	158 0.4	192 1.6	124 0.4	127 0.7	138 1.3	125 0.5	194 0.3	131 0.5	211 0.5	220 0.2	173 0.5	146 4.3	181 29.5	172 29.0		
Lap 11	104	205 1.0	165 0.4	190 0.5	126 0.1	197 1.2	160 0.3	108 1.4	158 0.5	192 1.9	124 0.0	127 0.7	138 1.6	125 0.4	194 0.2	131 0.6	211 0.5	220 0.2	173 0.6	146 4.7	181 28.9	172 30.2		
Lap 12	104	205 1.0	165 0.3	190 0.4	126 0.3	197 1.2	160 0.3	108 1.1	158 1.0	124 1.8	192 0.5	127 0.2	138 2.4	125 0.1	194 0.1	131 0.5	211 0.4	220 0.4	173 0.6	146 6.1	181 27.1			



KZ2

Qualifying Heat E-F

Lap Time Analysis

For information purposes. No official / regulatory value

Laps	Sector 1	Sector 2	Sector 3	Lap Time
No.104 Midrła, Jan				
1	22.954	16.329	16.362	55.645
2	21.219	15.922	16.072	53.213
3	21.048	15.867	16.083	52.998
4	21.035	15.867	16.176	53.078
5	21.162	15.871	16.047	53.080
6	21.020	15.810	16.008	52.838
7	21.016	15.836	15.998	52.850
8	20.993	15.846	15.971	52.810
9	20.941	15.816	15.999	52.756
10	20.943	15.858	15.983	52.784
11	20.988	15.852	16.005	52.845
12	21.028	15.879	16.090	52.997

Laps	Sector 1	Sector 2	Sector 3	Lap Time
No.108 Tiene, Felice				
1	26.280	16.830	16.537	59.647
2	21.751	15.970	16.303	54.024
3	20.980	15.878	16.293	53.151
4	21.084	15.892	15.859	52.835
5	20.874	15.934	16.211	53.019
6	21.064	15.755	15.904	52.723
7	20.877	15.882	15.883	52.642
8	20.819	15.856	15.881	52.556
9	20.815	15.743	15.820	52.378
10	20.679	15.896	15.811	52.386
11	21.040	15.887	15.896	52.823
12	20.828	15.865	15.848	52.541

Laps	Sector 1	Sector 2	Sector 3	Lap Time
No.124 Tilloca, Luca				
1	24.699	17.857	16.445	59.001
2	21.450	16.282	16.759	54.491
3	20.971	15.888	16.310	53.169
4	20.925	15.985	15.957	52.867
5	20.862	15.896	16.709	53.467
6	21.978	16.188	16.053	54.219
7	20.956	16.044	16.062	53.062
8	20.937	15.885	15.957	52.779
9	20.876	15.835	15.960	52.671
10	20.854	15.823	15.919	52.596
11	21.039	15.849	15.984	52.872
12	20.978	15.848	15.981	52.807

Laps	Sector 1	Sector 2	Sector 3	Lap Time
No.125 Christensen, Toke				
1	25.616	17.405	16.621	59.642
2	21.465	16.194	17.148	54.807
3	21.231	16.118	16.254	53.603
4	21.078	16.041	16.180	53.299
5	21.079	15.985	16.146	53.210
6	21.069	16.337	16.216	53.622

Laps	Sector 1	Sector 2	Sector 3	Lap Time
7	20.996	16.010	16.267	53.273
8	21.240	15.946	16.310	53.496
9	20.999	15.952	16.120	53.071
10	21.097	15.931	16.093	53.121
11	21.034	15.956	16.108	53.098
12	21.080	16.058	16.245	53.383

Laps	Sector 1	Sector 2	Sector 3	Lap Time
No.126 Fiault, Charles				
1	24.143	16.373	16.378	56.894
2	21.321	16.054	16.140	53.515
3	21.014	15.976	16.112	53.102
4	20.974	15.966	16.166	53.106
5	21.155	15.961	16.098	53.214
6	20.898	15.844	15.977	52.719
7	20.915	15.838	16.089	52.842
8	20.869	15.861	15.939	52.669
9	20.919	15.897	16.011	52.827
10	20.923	15.847	16.016	52.786
11	20.955	16.312	16.420	53.687
12	20.958	15.913	16.060	52.931

Laps	Sector 1	Sector 2	Sector 3	Lap Time
No.127 Jeleniowski, Marcel				
1	24.621	17.487	16.483	58.591
2	21.460	16.254	16.718	54.432
3	21.059	15.968	16.366	53.393
4	21.158	16.367	16.099	53.624
5	20.922	16.310	16.313	53.545
6	21.742	16.142	16.110	53.994
7	21.007	16.148	16.095	53.250
8	20.936	15.826	16.000	52.762
9	21.016	15.874	16.018	52.908
10	20.890	15.820	15.994	52.704
11	20.952	15.919	16.014	52.885
12	20.955	15.916	15.991	52.862

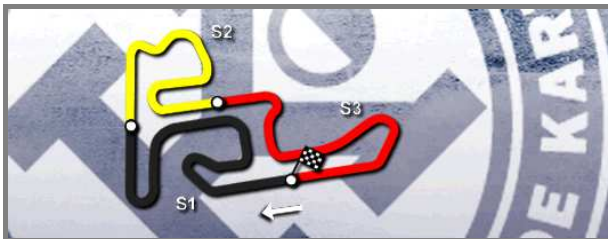
Laps	Sector 1	Sector 2	Sector 3	Lap Time
No.131 Becker, Julian				
1	23.226	16.647	16.910	56.783
2	22.217	16.593	16.193	55.003
3	21.669	16.364	16.363	54.396
4	21.144	16.048	16.155	53.347
5	21.142	16.092	16.983	54.217
6	21.645	16.081	16.123	53.849
7	21.133	16.488	16.578	54.199
8	21.257	16.009	16.733	53.999
9	21.400	16.029	16.079	53.508
10	21.148	15.994	16.101	53.243
11	21.125	16.040	16.013	53.178
12	21.118	15.946	16.061	53.125

Laps	Sector 1	Sector 2	Sector 3	Lap Time
No.138 Specken, Guust				
1	25.512	17.369	16.750	59.631
2	21.396	16.034	16.517	53.947
3	21.344	16.115	16.361	53.820
4	21.081	15.971	16.142	53.194
5	21.204	15.996	16.156	53.356
6	21.188	16.275	16.183	53.646
7	20.956	16.005	16.232	53.193
8	21.087	15.881	16.056	53.024
9	21.025	15.938	16.139	53.102
10	21.144	16.011	16.142	53.297
11	21.049	15.959	16.193	53.201
12	21.330	16.083	16.214	53.627

Laps	Sector 1	Sector 2	Sector 3	Lap Time
No.141 Ghidella, Matteo				
1	23.858	16.490	16.583	56.931
2	21.749	16.129	16.143	54.021
3	20.974	15.884	16.131	52.989
4	21.009	15.875	16.152	53.036
5	20.970	16.115	16.045	53.130
6	20.907	15.958	16.302	53.167
7	21.093	15.953	16.130	53.176

Laps	Sector 1	Sector 2	Sector 3	Lap Time
No.146 Dresen, Andreas				
1	26.652	16.969	17.125	1:00.746
2	22.211	16.477	16.549	55.237
3	21.512	16.282	16.456	54.250
4	21.789	16.310	16.366	54.465
5	21.228	16.012	16.306	53.546
6	21.198	16.058	16.245	53.501
7	21.503	16.333	16.407	54.243
8	21.461	16.203	16.349	54.013
9	21.267	16.109	16.276	53.652
10	21.346	16.164	16.258	53.768
11	21.286	16.131	16.314	53.731
12	21.502	16.561	16.479	54.542

Laps	Sector 1	Sector 2	Sector 3	Lap Time
No.158 Dontje, Milan				
1	24.456	16.337	16.655	57.448
2	21.685	16.582	16.300	54.567
3	21.129	16.183	16.113	53.425
4	21.024	16.044	16.086	53.154
5	21.051	15.876	16.054	52.981
6	20.961	15.858	16.081	52.900
7	20.978	15.805	16.022	52.805
8	20.965	16.080	16.076	53.121
9	21.010	15.882	16.054	52.946
10	20.996	16.267	16.006	53.269
11	20.991	15.898	16.054	52.943



KZ2

**Qualifying Heat E-F
Lap Time Analysis**

For information purposes. No official / regulatory value

Laps	Sector 1	Sector 2	Sector 3	Lap Time
12	21.026	15.851	16.152	53.029

No.160 Rismyhr, Finn Erik

1	23.984	16.320	16.247	56.551
2	21.381	16.035	16.209	53.625
3	21.035	15.970	16.130	53.135
4	21.027	15.948	16.457	53.432
5	21.174	15.998	16.159	53.331
6	21.324	16.603	16.462	54.389
7	21.049	15.957	16.013	53.019
8	21.441	15.861	16.008	53.310
9	20.936	15.859	16.006	52.801
10	20.931	15.848	16.010	52.789
11	20.979	15.885	15.999	52.863
12	21.009	15.877	16.043	52.929

No.165 Johansson, Joel

1	24.397	16.303	16.843	57.543
2	21.719	15.904	16.203	53.826
3	20.892	15.812	16.420	53.124
4	20.949	15.845	16.116	52.910
5	21.077	15.956	15.994	53.027
6	20.858	16.031	16.082	52.971
7	20.787	15.742	15.965	52.494
8	20.742	15.779	15.936	52.457
9	20.805	15.800	16.027	52.632
10	20.782	15.730	15.916	52.428
11	20.888	15.891	15.943	52.722
12	20.779	15.817	16.280	52.876

No.166 Aceto, Massimo

1	25.130	17.149	16.599	58.878
---	--------	--------	--------	--------

No.172 Jilek, Michal

1	24.464	17.235	16.750	58.449
2	21.547	16.300	16.456	54.303
3	23.284	16.706	16.914	56.904
4	21.294	16.230	16.290	53.814
5	21.760	16.283	16.635	54.678
6	44.034	16.799	16.607	1:17.440
7	21.279	16.074	16.351	53.704
8	21.243	16.295	16.290	53.828
9	21.117	16.799	16.451	54.367
10	21.380	16.196	16.343	53.919
11	21.262	16.126	16.877	54.265

No.173 Osmera, Jan

1	26.118	17.132	16.994	1:00.244
2	21.803	16.138	16.402	54.343
3	21.304	16.043	16.372	53.719
4	21.720	16.033	16.195	53.948

Laps	Sector 1	Sector 2	Sector 3	Lap Time
5	21.306	15.922	16.248	53.476
6	21.160	15.992	16.212	53.364
7	21.249	16.067	16.281	53.597
8	21.702	15.958	16.238	53.898
9	21.195	15.914	16.196	53.305
10	21.100	15.912	16.195	53.207
11	21.106	15.976	16.182	53.264
12	21.024	15.940	16.190	53.154

No.181 Hiltbrand, Pedro

1	24.970	16.357	16.593	57.920
2	21.871	16.519	17.307	55.697
3	21.032	15.928	16.657	53.617
4	22.062	16.200	16.186	54.448
5	20.988	15.844	16.126	52.958
6	21.089	15.975	16.018	53.082
7	20.995	15.906	16.036	52.937
8	21.010	15.866	16.048	52.924
9	21.006	15.871	15.949	52.826
10	20.972	15.815	16.061	52.848
11	21.081	15.959	16.040	53.080
12	20.949	15.826	15.987	52.762

No.190 Marcon, Nicola

1	23.847	16.410	16.604	56.861
2	21.196	15.939	16.063	53.198
3	20.987	15.954	16.108	53.049
4	21.160	16.177	16.092	53.429
5	21.024	15.798	15.979	52.801
6	21.118	15.844	15.993	52.955
7	20.914	15.761	15.935	52.610
8	20.908	15.751	16.116	52.775
9	20.941	15.836	16.354	53.131
10	20.975	15.770	15.952	52.697
11	20.853	15.963	16.081	52.897
12	20.906	15.817	16.067	52.790

No.192 Bombardelli, Luca

1	24.511	16.385	16.609	57.505
2	21.870	16.319	16.215	54.404
3	21.614	16.105	16.147	53.866
4	21.098	16.402	16.201	53.701
5	21.084	15.975	16.125	53.184
6	21.069	15.940	16.142	53.151
7	21.193	15.937	16.117	53.247
8	21.099	16.221	16.110	53.430
9	21.031	15.941	16.103	53.075
10	21.107	15.988	16.163	53.258
11	21.124	16.028	16.089	53.241
12	21.306	15.993	16.095	53.394

No.194 Diesel, Felix

1	25.091	17.757	17.001	59.849
2	22.708	16.127	16.355	55.190
3	21.165	16.012	16.244	53.421
4	21.300	15.981	16.122	53.403
5	21.011	15.844	16.087	52.942
6	20.933	16.171	16.144	53.248
7	21.083	15.957	16.234	53.274
8	21.274	15.975	16.472	53.721
9	21.120	15.907	16.055	53.082
10	21.044	15.934	16.046	53.024
11	21.055	15.903	16.099	53.057
12	21.048	16.087	16.158	53.293

No.197 Kappis, Patrick

1	23.815	16.308	16.560	56.683
2	21.209	15.995	16.215	53.419
3	21.014	16.005	16.152	53.171
4	21.563	16.586	16.197	54.346
5	21.065	16.342	16.032	53.439
6	20.929	15.932	16.337	53.198
7	21.105	15.862	16.018	52.985
8	20.929	15.850	16.003	52.782
9	20.929	15.879	16.025	52.833
10	20.865	15.855	16.009	52.729
11	20.977	15.930	16.030	52.937
12	20.969	15.868	16.062	52.899

No.205 Paauwe, Menno

1	23.666	16.372	16.599	56.637
2	21.311	16.015	16.173	53.499
3	21.110	15.975	16.128	53.213
4	21.061	16.015	16.230	53.306
5	21.077	15.951	16.061	53.089
6	20.893	15.888	16.086	52.867
7	20.912	15.842	16.057	52.811
8	20.863	15.936	16.002	52.801
9	20.936	15.912	16.049	52.897
10	20.902	15.845	16.021	52.768
11	20.936	15.916	16.052	52.904
12	20.959	15.907	16.100	52.966

No.211 Huber, Manuel

1	24.873	16.616	16.522	58.011
2	21.464	16.501	16.393	54.358
3	21.176	16.240	17.763	55.179
4	23.506	16.488	16.341	56.335
5	21.119	15.972	16.204	53.295
6	21.063	15.940	16.160	53.163



KZ2

Qualifying Heat E-F

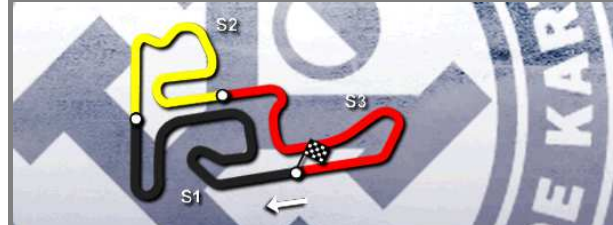
Lap Time Analysis

For information purposes. No official / regulatory value

Laps	Sector 1	Sector 2	Sector 3	Lap Time
7	21.067	15.944	16.126	53.137
8	21.147	15.875	16.174	53.196
9	21.103	16.030	16.107	53.240
10	21.039	15.959	16.048	53.046
11	21.049	15.961	16.113	53.123
12	21.025	15.906	16.085	53.016

No.220 Törnqvist, Person Benjamin

1	26.519	17.071	16.880	1:00.470
2	23.084	16.424	16.346	55.854
3	21.406	16.076	16.265	53.747
4	21.223	15.996	16.200	53.419
5	21.054	15.881	16.095	53.030
6	21.035	15.972	16.052	53.059
7	21.100	15.962	16.068	53.130
8	21.158	15.947	16.214	53.319
9	21.042	15.952	16.096	53.090
10	21.125	16.002	16.039	53.166
11	21.054	15.937	16.120	53.111
12	21.082	16.000	16.136	53.218



KZ2

Qualifying Heat E-F

Document 32

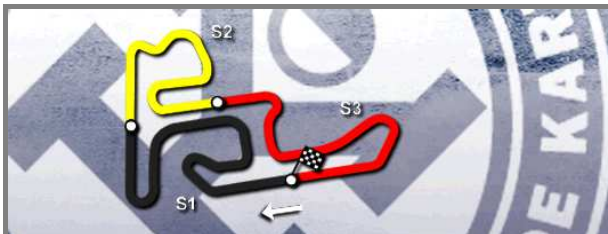
Starting Grid

Subject to scrutineering & sporting investigations

220	Törnqvist, Person Benjamin CRG / TM / B'stone		12	108	Tiene, Felice CRG / Maxter / B'stone	
146	Dresen, Andreas CRG / TM / B'stone		11	127	Jeleniowski, Marcel CRG / TM / B'stone	
138	Specken, Guust Birel / TM / B'stone		10	194	Diesel, Felix BRM / TM / B'stone	
173	Osmera, Jan Birel / TM / B'stone		9	124	Tilloca, Luca Maranello / TM / B'stone	
125	Christensen, Toke CRG / TM / B'stone		8	172	Jilek, Michal Birel / TM / B'stone	
166	Aceto, Massimo Righetti / TM / B'stone		7	158	Dontje, Milan Energy / TM / B'stone	
211	Huber, Manuel DR / TM / B'stone		6	131	Becker, Julian Tony Kart / Vortex / B'stone	
141	Ghidella, Matteo BRM / Modena Engines / B'stone		5	190	Marcon, Nicola Tony Kart / Vortex / B'stone	
192	Bombardelli, Luca CKR / De Bei / B'stone		4	165	Johansson, Joel Energy / TM / B'stone	
181	Hiltbrand, Pedro LH / Maxter / B'stone		3	104	Midrła, Jan Birel / TM / B'stone	
197	Kappis, Patrick Birel / TM / B'stone		2	126	Fiault, Charles Sodi / Parilla / B'stone	
205	Paauwe, Menno Birel / TM / B'stone		1	160	Rismyhr, Finn Erik DR / TM / B'stone	

POLE POSITION





Genk 26 - 30.06.2013



CIK-FIA European Championship (Rd2)

KZ2

**Qualifying Heat B-D
Results**

Document 55

Subject to scrutineering & sporting investigations

Rnk	No.	Entrant	Nat	Driver	Nat	Equipment	Laps	Gap	Interv.	Best Lap	Points
1	168	G-Star Raw Racing	BEL	Szymkowiak, Jules	NLD	Zanardi / TM / B'stone	12			52.989	0
2	133	Renda Motorsport	ITA	Romkema, Ricardo	NLD	Zanardi / TM / B'stone	12	1.780	1.780	53.148	2
3	180	KSM Racing Team	DEU	Schmitz, Alexander	DEU	Tony Kart / Vortex / B'stone	12	2.100	0.320	52.808	3
4	123	TBkart Srl	ITA	Brenna, Simone	ITA	TB Kart / Modena Engines / B'stone	12	4.012	1.912	52.654	4
5	191	Marconi, Tommaso	ITA	Marconi, Tommaso	ITA	First / TM / B'stone	12	4.075	0.063	53.141	5
6	152	CRG Holland	NLD	Schmidt, Dominik	DEU	CRG / TM / B'stone	12	5.377	1.302	53.154	6
7	216	Neva Ring	RUS	Gagen, Seva	RUS	Parolin / TM / B'stone	12	6.721	1.344	53.220	7
8	157	De Gaye, Brice	FRA	De Gaye, Brice	FRA	CRG / Maxter / B'stone	12	7.109	0.388	53.451	8
9	159	DR Srl	ITA	Gudmundsson, Filp	SWE	DR / TM / B'stone	12	8.094	0.985	53.290	9
10	185	Maddox	NLD	Van Moorsel, Jordi	NLD	Maddox / TM / B'stone	12	8.425	0.331	53.149	10
11	202	RK Racing Team	AUT	Gyr, Kevin	CHE	RK / TM / B'stone	12	9.768	1.343	53.228	11
12	151	CRG Holland	NLD	Rasmussen, Nikolaj	DNK	Dino / TM / B'stone	12	11.388	1.620	53.194	12
13	109	Harmonika Müller RT	AUT	Müller, Marcel	ITA	CRG / Modena Engines / B'stone	12	11.446	0.058	52.939	13
14	209	Comer	ITA	Cunati, Simone	ITA	Top Kart / Parilla / B'stone	12	11.674	0.228	53.007	14
15	148	CRG Holland	NLD	Kooijman, Finn	NLD	CRG / TM / B'stone	12	11.932	0.258	52.986	15
16	208	Solgat Motorsport	DEU	Pronenko, Danijl	UKR	Birel / TM / B'stone	12	12.779	0.847	53.315	16
17	144	Praga Kart Racing	CZE	Manetti, Alessandro	ITA	Praga / Parilla / B'stone	12	13.214	0.435	52.773	17
18	161	DTK Racing Team Poland	POL	Idzkowski, Bartosz	ITA	CRG / Maxter / B'stone	12	14.970	1.756	52.900	18
19	174	Pescador, Jorge	ESP	Pescador, Jorge	ESP	Tony Kart / Vortex / B'stone	12	19.356	4.386	53.329	19
20	193	Racing Motor DK	DNK	Poulsen, Lasse	DNK	LH / TM / B'stone	12	40.594	21.238	53.517	20
21	132	Hansen, Jonas	DNK	Hansen, Jonas	DNK	Maranello / Vortex / B'stone	12	40.674	0.080	53.176	21
22	169	Harmuth, Nicolas	FRA	Harmuth, Nicolas	FRA	GP / Maxter / B'stone	10	2 Laps	2 Laps	53.759	22
23	195	RS-Motorsport	DEU	Zimmermann, Tim	DEU	ART GP / TM / B'stone	9	3 Laps	1 Lap	53.899	23
24	122	PDB Racing Team	NLD	Öberg, Victor	SWE	Gillard / TM / B'stone	0	12 Laps	9 Laps		24

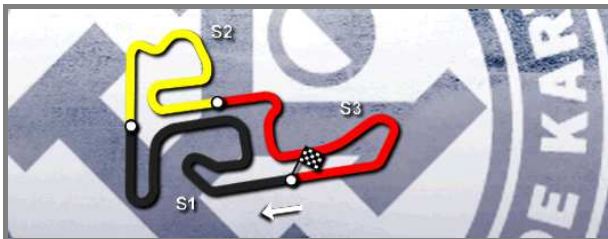
Leaders : No.168 Szymkowiak, Jules (1-12)

Start Time : 29/06 - 12:52:17

Best Lap : No.123 Brenna, Simone 52.654 92.98 Kph

Weather : Cloudy Air : 14°C Track : Drying

Event Record : No.149 Palou, Alex 52.511 93.23 Kph



Genk 26 - 30.06.2013



KZ2



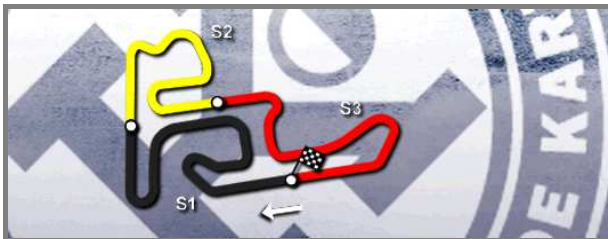
CIK-FIA European Championship (Rd2)

KZ2

Qualifying Heat B-D
Lap Chart

For information purposes. No official / regulatory value

	1	2	3	4	5	6	7	8	9	10	11	12	13	14	15	16	17	18	19	20	21	22	23	24
Grid	122	157	174	168	159	180	133	191	185	132	161	123	216	202	144	152	208	193	148	195	109	151	209	169
Start	122	157	168	180	174	191	159	133	132	185	123	161	216	152	144	202	193	195	208	151	169	109	209	148
Lap 1 Interval	168	133 2.4	180 0.5	191 0.5	157 0.5	152 2.1	216 0.5	123 0.5	159 0.1	202 0.4	193 1.5	151 0.1	185 0.0	169 0.7	208 0.4	144 0.6	148 0.1	161 0.7	195 0.3	174 0.9	109 0.3	209 0.3	132 35.7	
Lap 2	168	133 2.1	180 1.1	191 0.1	157 0.5	152 1.9	216 1.3	123 0.9	202 0.2	159 0.3	151 0.1	193 1.0	185 0.1	169 0.2	148 1.1	208 0.8	161 0.3	195 0.1	144 0.2	109 0.1	174 0.9	209 0.3	132 29.9	
Lap 3	168	133 0.9	191 0.6	180 1.7	157 0.3	152 0.2	216 2.7	123 0.1	202 0.3	159 0.3	151 0.3	185 0.4	193 0.0	169 1.1	148 0.2	208 0.3	195 0.5	161 0.1	144 0.1	109 0.3	209 0.5	174 4.1	132 24.9	
Lap 4	168	133 1.2	191 0.7	180 0.9	157 0.4	152 0.1	216 2.0	123 1.0	159 0.1	151 0.5	185 0.2	202 0.3	169 0.6	148 0.4	208 0.2	193 0.2	144 1.0	195 0.0	109 0.1	209 0.2	161 3.6	174 0.0	132 24.8	
Lap 5	168	133 1.0	191 1.6	180 0.1	157 0.4	152 0.2	216 1.6	123 0.5	159 1.0	151 0.5	185 0.1	202 0.5	169 0.6	148 0.1	208 0.5	144 0.4	193 0.1	109 0.8	209 0.5	195 0.5	161 2.8	174 0.1	132 24.2	
Lap 6	168	133 0.9	191 1.7	180 0.0	157 0.8	152 0.1	216 1.6	123 0.0	159 1.0	185 1.1	151 0.8	202 0.1	144 0.8	208 0.2	193 0.1	109 0.3	148 0.3	209 0.4	195 1.2	161 2.2	169 0.0	174 0.1	132 23.9	
Lap 7	168	133 0.8	191 1.8	180 0.0	157 1.0	152 0.0	216 1.0	123 0.6	159 0.9	185 1.1	151 1.0	202 0.1	144 0.2	208 1.3	193 0.1	109 0.3	148 0.2	209 0.1	195 1.7	161 1.5	174 0.4	169 0.5	132 23.1	
Lap 8	168	133 1.0	180 2.0	191 0.4	152 0.8	123 0.2	157 0.1	216 1.0	159 1.2	185 0.6	202 1.3	151 0.9	208 0.6	144 0.5	109 0.0	193 0.1	209 0.0	148 0.2	195 2.1	161 0.5	174 1.7	169 1.6	132 21.0	
Lap 9	168	133 1.2	180 1.5	191 0.7	123 0.9	152 0.5	157 0.4	216 0.3	159 1.2	185 0.6	202 1.3	151 1.3	208 0.4	109 0.4	209 0.4	148 0.2	193 0.7	144 0.9	161 0.8	195 0.3	174 3.4	169 2.0	132 18.6	
Lap 10	168	133 1.4	180 1.1	191 1.1	123 0.4	152 1.0	157 0.7	216 0.2	159 1.4	185 0.4	202 1.2	151 1.5	109 0.5	209 0.4	148 0.1	208 0.1	193 1.1	144 0.2	161 0.8	174 4.2	169 2.4	132 18.1		
Lap 11	168	133 1.6	180 0.7	191 1.4	123 0.1	152 1.3	216 1.2	157 0.1	159 1.1	185 0.2	202 1.3	151 1.5	109 0.2	209 0.4	148 0.2	208 0.5	144 0.9	161 1.4	174 3.9	193 20.6	132 0.1			
Lap 12	168	133 1.7	180 0.3	123 1.9	191 0.0	152 1.3	216 1.3	157 0.3	159 0.9	185 0.3	202 1.3	151 1.6	109 0.0	209 0.2	148 0.2	208 0.8	144 0.4	161 1.7	174 4.3	193 21.2	132 0.0			



KZ2

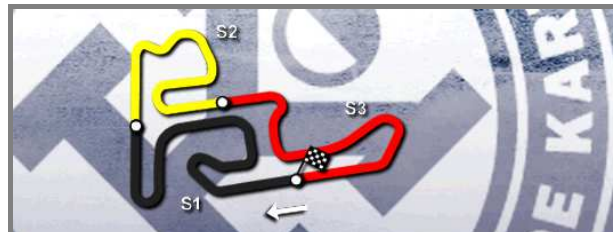
**Qualifying Heat B-D
Lap Time Analysis**

For information purposes. No official / regulatory value

Laps	Sector 1	Sector 2	Sector 3	Lap Time
No.109 Müller, Marcel				
1	37.472	24.309	24.279	1:26.060
2	30.586	19.299	18.966	1:08.851
3	25.018	17.127	16.938	59.083
4	22.842	16.253	16.730	55.825
5	21.672	16.286	16.122	54.080
6	21.071	16.077	16.016	53.164
7	21.076	16.624	16.180	53.880
8	21.098	15.965	16.324	53.387
9	21.149	16.003	16.044	53.196
10	21.103	15.875	16.194	53.172
11	20.936	15.828	16.175	52.939
12	21.072	16.008	16.239	53.319
No.123 Brenna, Simone				
1	33.334	24.374	22.929	1:20.637
2	30.331	20.769	19.394	1:10.494
3	24.938	17.816	16.911	59.665
4	22.982	16.446	16.607	56.035
5	21.271	15.813	16.220	53.304
6	21.122	15.743	16.371	53.236
7	21.224	15.671	15.972	52.867
8	20.846	15.647	16.237	52.730
9	21.162	15.899	16.004	53.065
10	20.895	15.775	15.984	52.654
11	20.957	15.846	16.097	52.900
12	21.090	15.935	16.172	53.197
No.132 Hansen, Jonas				
1	1:19.201	22.448	21.938	2:03.587
2	27.055	19.040	17.982	1:04.077
3	23.139	17.307	16.993	57.439
4	21.645	16.359	16.949	54.953
5	21.266	16.045	16.260	53.571
6	21.148	15.982	16.240	53.370
7	21.084	16.010	16.151	53.245
8	21.089	15.959	16.128	53.176
9	21.169	15.944	16.236	53.349
10	21.054	15.954	16.176	53.184
11	21.110	16.011	16.409	53.530
12	21.478	16.249	16.432	54.159
No.133 Romkema, Ricardo				
1	31.014	23.028	22.190	1:16.232
2	29.561	19.927	19.970	1:09.458
3	24.888	17.300	17.626	59.814
4	22.576	16.843	16.950	56.369
5	21.540	16.195	16.401	54.136
6	21.242	16.067	16.198	53.507

Laps	Sector 1	Sector 2	Sector 3	Lap Time
7	21.119	15.985	16.133	53.237
8	21.121	15.896	16.131	53.148
9	21.139	15.997	16.211	53.347
10	21.083	15.958	16.217	53.258
11	21.151	15.956	16.153	53.260
12	21.133	15.953	16.242	53.328
No.144 Manetti, Alessandro				
1	34.358	25.545	24.521	1:24.424
2	31.539	20.187	19.491	1:11.217
3	24.716	17.183	16.986	58.885
4	22.662	16.212	17.007	55.881
5	21.233	15.875	16.263	53.371
6	21.265	15.943	16.175	53.383
7	20.982	15.739	16.052	52.773
8	21.349	15.985	17.874	55.208
9	23.619	15.941	16.121	55.681
10	20.954	15.756	16.105	52.815
11	21.031	15.986	16.038	53.055
12	20.948	15.792	16.141	52.881
No.148 Kooijman, Finn				
1	35.041	24.379	24.055	1:23.475
2	30.157	20.126	19.171	1:09.454
3	24.578	17.364	17.299	59.241
4	22.529	16.342	16.687	55.558
5	21.641	16.030	16.269	53.940
6	23.206	16.226	16.101	55.533
7	21.105	16.333	16.275	53.713
8	21.528	15.920	16.194	53.642
9	21.276	16.108	16.080	53.464
10	20.963	15.941	16.082	52.986
11	21.089	15.976	16.011	53.076
12	21.056	15.859	16.186	53.101
No.151 Rasmussen, Nikolaj				
1	34.382	24.410	23.177	1:21.969
2	29.696	19.831	19.378	1:08.905
3	25.399	17.328	17.189	59.916
4	22.465	16.498	16.809	55.772
5	21.742	16.071	16.342	54.155
6	22.292	16.113	16.394	54.799
7	21.197	16.076	16.170	53.443
8	21.483	16.049	16.896	54.428
9	21.218	16.028	16.313	53.559
10	21.230	16.041	16.242	53.513
11	21.179	15.872	16.143	53.194
12	21.078	16.101	16.340	53.519

Laps	Sector 1	Sector 2	Sector 3	Lap Time
No.152 Schmidt, Dominik				
1	31.556	24.259	23.415	1:19.230
2	30.143	19.584	19.601	1:09.328
3	24.279	17.326	17.391	58.996
4	22.401	16.695	16.715	55.811
5	21.705	16.226	16.312	54.243
6	21.510	16.085	16.246	53.841
7	21.234	16.004	16.230	53.468
8	21.214	16.043	16.232	53.489
9	21.300	16.377	16.168	53.845
10	21.063	16.019	16.097	53.179
11	21.064	15.957	16.133	53.154
12	21.059	15.928	16.266	53.253
No.157 De Gaye, Brice				
1	33.190	23.034	22.875	1:19.099
2	29.684	20.284	19.586	1:09.554
3	25.515	17.681	17.505	1:00.701
4	22.460	16.761	16.654	55.875
5	21.514	16.317	16.305	54.136
6	21.634	16.051	16.305	53.990
7	21.246	16.050	16.270	53.566
8	21.141	16.091	16.758	53.990
9	21.261	16.345	16.234	53.840
10	21.048	16.274	16.129	53.451
11	21.105	15.963	16.818	53.886
12	21.251	16.074	16.212	53.537
No.159 Gudmundsson, Filp				
1	33.941	23.991	23.609	1:21.541
2	30.737	20.712	19.421	1:10.870
3	25.206	17.371	17.186	59.763
4	22.537	16.481	16.495	55.513
5	21.496	16.154	16.540	54.190
6	21.181	15.966	16.189	53.336
7	21.115	16.000	16.207	53.322
8	21.162	16.069	16.349	53.580
9	21.188	15.991	16.111	53.290
10	21.245	15.995	16.162	53.402
11	21.097	15.911	16.396	53.404
12	21.158	15.962	16.244	53.364
No.161 Idzkowski, Bartosz				
1	37.335	24.217	24.010	1:25.562
2	30.173	20.180	19.561	1:09.914
3	25.010	17.197	16.936	59.143
4	22.195	16.229	21.772	1:00.196
5	21.687	16.128	16.268	54.083
6	21.397	16.037	16.189	53.623



KZ2

Qualifying Heat B-D

Lap Time Analysis

For information purposes. No official / regulatory value

Laps	Sector 1	Sector 2	Sector 3	Lap Time
7	21.160	15.922	16.072	53.154
8	21.005	15.932	16.047	52.984
9	21.024	16.000	16.219	53.243
10	20.970	15.925	16.005	52.900
11	21.016	16.020	16.585	53.621
12	21.036	16.026	16.119	53.181

No.168 Szymkowiak, Jules

1	30.142	22.232	22.210	1:14.584
2	29.108	19.916	20.750	1:09.774
3	25.062	17.991	17.945	1:00.998
4	22.379	16.795	16.900	56.074
5	21.636	16.191	16.506	54.333
6	21.318	16.085	16.248	53.651
7	21.122	15.964	16.178	53.264
8	21.018	15.868	16.124	53.010
9	21.071	15.885	16.153	53.109
10	21.101	15.885	16.141	53.127
11	21.079	15.868	16.042	52.989
12	21.081	15.916	16.226	53.223

No.169 Harmuth, Nicolas

1	34.407	24.724	23.452	1:22.583
2	29.824	19.923	19.778	1:09.525
3	25.502	17.395	17.213	1:00.110
4	22.054	16.430	16.899	55.383
5	21.693	16.189	16.341	54.223
6	26.618	16.362	16.689	59.669
7	21.741	16.126	16.294	54.161
8	22.989	16.121	16.197	55.307
9	23.122	16.210	16.368	55.700
10	21.347	16.048	16.364	53.759

No.174 Pescador, Jorge

1	38.520	25.191	24.043	1:27.754
2	30.443	19.322	20.443	1:10.208
3	27.992	17.743	17.019	1:02.754
4	22.051	16.289	16.753	55.093
5	21.805	16.146	16.257	54.208
6	21.416	16.060	16.154	53.630
7	21.331	15.912	16.180	53.423
8	22.102	16.033	16.122	54.257
9	23.007	16.036	16.256	55.299
10	21.245	15.966	16.118	53.329
11	21.182	15.938	16.251	53.371
12	21.303	16.006	16.290	53.599

No.180 Schmitz, Alexander

1	31.726	22.949	22.568	1:17.243
2	29.807	20.430	19.754	1:09.991

Laps	Sector 1	Sector 2	Sector 3	Lap Time
3	25.994	17.703	17.333	1:01.030
4	22.398	16.775	16.581	55.754
5	21.538	16.329	16.301	54.168
6	21.501	15.951	16.145	53.597
7	21.364	16.022	15.991	53.377
8	21.238	16.014	16.002	53.254
9	21.008	15.826	16.040	52.874
10	20.892	15.874	16.042	52.808
11	20.975	15.883	16.020	52.878
12	20.871	15.861	16.151	52.883

No.185 Van Moorsel, Jordi

1	33.783	24.892	24.382	1:23.057
2	30.133	19.738	20.115	1:09.986
3	24.321	17.714	17.131	59.166
4	22.303	16.540	16.738	55.581
5	21.698	16.098	16.261	54.057
6	21.529	16.026	16.218	53.773
7	21.201	15.982	16.139	53.322
8	21.099	15.941	16.109	53.149
9	21.082	16.062	16.086	53.230
10	21.134	16.045	16.058	53.237
11	21.154	15.965	16.099	53.218
12	21.159	16.049	16.217	53.425

No.191 Marconi, Tommaso

1	31.649	23.206	22.660	1:17.515
2	29.687	20.210	19.655	1:09.552
3	24.735	17.259	17.229	59.223
4	23.367	16.585	16.552	56.504
5	22.279	16.418	16.297	54.994
6	21.397	16.044	16.214	53.655
7	21.286	15.979	16.099	53.364
8	21.185	16.442	16.139	53.766
9	21.112	15.975	16.133	53.220
10	21.093	15.959	16.089	53.141
11	21.133	15.960	16.099	53.192
12	21.088	15.950	16.395	53.433

No.193 Poulsen, Lasse

1	33.713	24.584	24.022	1:22.319
2	29.119	21.007	19.916	1:10.042
3	24.792	17.684	16.958	59.434
4	22.726	16.367	18.387	57.480
5	21.728	16.178	16.646	54.552
6	21.381	16.091	16.176	53.648
7	21.292	16.365	16.261	53.918
8	21.202	16.054	16.633	53.889
9	21.326	16.706	16.463	54.495
10	21.289	16.029	16.199	53.517

Laps	Sector 1	Sector 2	Sector 3	Lap Time
11	21.213	16.320	41.829	1:19.362
12	21.491	16.187	16.524	54.202

No.195 Zimmermann, Tim

1	37.458	24.282	23.596	1:25.336
2	29.945	20.106	19.700	1:09.751
3	24.423	17.160	17.243	58.826
4	22.263	16.600	17.420	56.283
5	21.750	17.071	16.518	55.339
6	21.617	16.283	16.267	54.167
7	21.442	16.180	16.277	53.899
8	21.462	16.184	16.283	53.929
9	21.367	16.104	16.685	54.156

No.202 Gyr, Kevin

1	33.420	24.248	23.140	1:20.808
2	29.972	20.779	19.290	1:10.041
3	24.902	17.746	17.133	59.781
4	22.331	16.520	18.162	57.013
5	21.660	16.206	16.368	54.234
6	21.758	16.257	16.286	54.301
7	21.186	16.125	16.100	53.411
8	21.207	15.964	16.126	53.297
9	21.141	15.969	16.123	53.233
10	21.111	15.979	16.138	53.228
11	21.123	16.002	16.120	53.245
12	20.995	15.995	16.456	53.446

No.208 Pronenko, Danijil

1	34.130	25.269	24.009	1:23.408
2	30.479	21.009	19.546	1:11.034
3	24.742	17.113	16.968	58.823
4	22.339	16.418	16.690	55.447
5	21.708	16.153	16.310	54.171
6	21.559	15.991	16.570	54.120
7	21.262	16.373	16.286	53.921
8	21.193	15.981	16.141	53.315
9	21.148	16.011	16.175	53.334
10	21.254	15.973	17.055	54.282
11	21.364	15.944	16.193	53.501
12	21.144	16.007	16.234	53.385

No.209 Cunati, Simone

1	36.171	24.827	25.249	1:26.247
2	30.447	20.232	19.222	1:09.901
3	24.386	17.052	16.814	58.252
4	22.469	16.240	16.801	55.510
5	21.626	16.536	16.196	54.358
6	21.250	16.169	16.041	53.460
7	21.042	16.118	16.255	53.415



KZ2

Qualifying Heat B-D

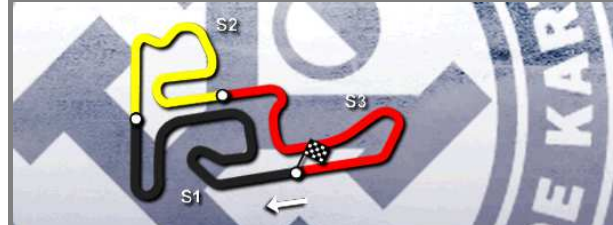
Lap Time Analysis

For information purposes. No official / regulatory value

Laps	Sector 1	Sector 2	Sector 3	Lap Time
8	21.081	15.949	16.307	53.337
9	21.314	16.080	15.980	53.374
10	20.976	15.930	16.218	53.124
11	21.082	15.906	16.019	53.007
12	20.918	15.878	16.268	53.064

No.216 Gagen, Seva

1	32.669	24.184	23.035	1:19.888
2	30.711	20.121	19.236	1:10.068
3	25.111	18.244	17.101	1:00.456
4	22.012	16.531	16.575	55.118
5	21.431	16.179	16.228	53.838
6	21.179	15.964	16.718	53.861
7	21.348	15.919	16.120	53.387
8	21.191	16.024	16.118	53.333
9	21.018	16.056	16.146	53.220
10	21.136	16.024	16.108	53.268
11	21.062	15.968	16.482	53.512
12	21.027	15.937	16.343	53.307



KZ2

Qualifying Heat B-D

Document 31

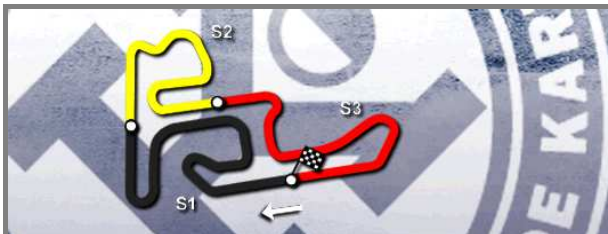
Starting Grid

Subject to scrutineering & sporting investigations

209	Cunati, Simone Top Kart / Parilla / B'stone		12	169	Harmuth, Nicolas GP / Maxter / B'stone	
109	Müller, Marcel CRG / Modena Engines / B'stone		11	151	Rasmussen, Nikolaj Dino / TM / B'stone	
148	Kooijman, Finn CRG / TM / B'stone		10	195	Zimmermann, Tim ART GP / TM / B'stone	
208	Pronenko, Danijl Birel / TM / B'stone		9	193	Poulsen, Lasse LH / TM / B'stone	
144	Manetti, Alessandro Praga / Parilla / B'stone		8	152	Schmidt, Dominik CRG / TM / B'stone	
216	Gagen, Seva Parolin / TM / B'stone		7	202	Gyr, Kevin RK / TM / B'stone	
161	Idzkowski, Bartosz CRG / Maxter / B'stone		6	123	Brenna, Simone TB Kart / Modena Engines / B'stone	
185	Van Moorsel, Jordi Maddox / TM / B'stone		5	132	Hansen, Jonas Maranello / Vortex / B'stone	
133	Romkema, Ricardo Zanardi / TM / B'stone		4	191	Marconi, Tommaso First / TM / B'stone	
159	Gudmundsson, Filp DR / TM / B'stone		3	180	Schmitz, Alexander Tony Kart / Vortex / B'stone	
174	Pescador, Jorge Tony Kart / Vortex / B'stone		2	168	Szymkowiak, Jules Zanardi / TM / B'stone	
122	Öberg, Victor Gillard / TM / B'stone		1	157	De Gaye, Brice CRG / Maxter / B'stone	

POLE POSITION





Genk 26 - 30.06.2013



CIK-FIA European Championship (Rd2)

KZ2

Qualifying Heat A-C Results

Document 54.1

Subject to scrutineering & sporting investigations

Rnk	No.	Entrant	Nat	Driver	Nat	Equipment	Laps	Gap	Interv.	Best Lap	Points
1	155	CRG Holland	NLD	Wiggers, Symen	NLD	CRG / TM / B'stone	12			53.354	0
2	201	DR Srl	ITA	Antonsen, Emil	NOR	DR / TM / B'stone	12	0.624	0.624	53.259	2
3	199	Charles, Kenny	BEL	Charles, Kenny	BEL	Merlin / TM / B'stone	12	1.173	0.549	53.414	3
4	142	BRM Racing	ITA	Zanchi, Matteo	ITA	BRM / Modena Engines / B'stone	12	2.293	1.120	53.464	4
5	130	Maranello Kart	ITA	Zanchetta, Marco	ITA	Maranello / TM / B'stone	12	5.562	3.269	53.523	5
6	164	Energy Corse	ITA	Hays, Christopher	AUS	Energy / TM / B'stone	12	9.787	4.225	53.238	6
7	150	CRG Holland	NLD	Pex, Yard	NLD	CRG / TM / B'stone	12	11.123	1.336	53.317	7
8	137	AVG Racing	NLD	Kremers, Marijn	NLD	Birel / TM / B'stone	12	12.975	1.852	53.547	8
9	136	AVG Racing	NLD	Bos, Jeroen	NLD	Birel / TM / B'stone	12	17.046	4.071	53.537	9
10	153	CRG Holland	NLD	Steevan, Pepijn	NLD	CRG / TM / B'stone	12	18.187	1.141	53.956	10
11	163	Energy Corse	ITA	Faint, Jason	AUS	Energy / TM / B'stone	12	19.800	1.613	53.965	11
12	170	Kuovi, Jan	FIN	Kuovi, Jan	FIN	Rosso Korsaa / TM / B'stone	12	26.493	6.693	54.493	12
13	176	KK '1'	HRV	Habulin, Kristijan	HRV	CRG / Modena Engines / B'stone	12	27.613	1.120	53.057	13
14	207	DR Srl	ITA	Negro, Riccardo	DEU	DR / TM / B'stone	12	28.434	0.821	53.507	14
15	162	Eisenbeis, Christian	DEU	Eisenbeis, Christian	DEU	CKR / TM / B'stone	12	29.741	1.307	54.039	15
16	128	Da Silva, Clement	FRA	Da Silva, Clement	FRA	Birel / TM / B'stone	12	30.170	0.429	53.214	16
17	154	CRG Holland	NLD	Törnqvist, Morgen	SWE	CRG / TM / B'stone	12	31.374	1.204	53.341	17
18	188	Maranello Kart	ITA	Movsesian, Serkos	ITA	Maranello / TM / B'stone	12	43.719	12.345	54.562	18
19	182	Pescador, Luis	ESP	Prosperi, Enrico	ESP	Tony Kart / Vortex / B'stone	12	45.440	1.721	55.236	19
20	204	Praga Kart Racing	CZE	Maxa, Radim	CZE	Praga / Parilla / B'stone	12	47.529	2.089	53.351	20
21	139	Goudant, Cédric	FRA	Roy, Maxime	FRA	Tony Kart / Vortex / B'stone	11	1 Lap	1 Lap	54.133	21
22	210	Comer	ITA	Savona, Federico	ITA	Top Kart / TM / B'stone	3	9 Laps	8 Laps	59.620	22
23	147	CRG Racing Germany	DEU	Weber, Johann Stefan	DEU	CRG / TM / B'stone	0	12 Laps	3 Laps		23

Not Classified

	184	Mach 1 Motorsport	DEU	Norris, John	IRL	Mach 1 / TM / B'stone		Excluded		53.190	26
--	-----	-------------------	-----	---------------------	-----	-----------------------	--	-----------------	--	--------	-----------

No.184 Norris, John : Excluded for weight. Art 12 and 2.4.2 CIK Technical Regulations. According to Stewards' Decision No.54.

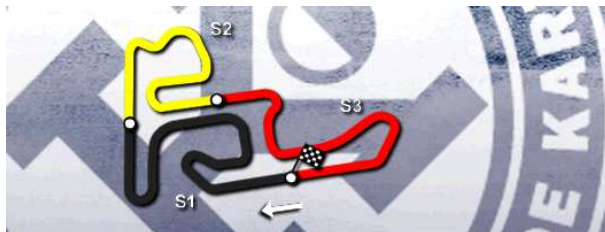
Leaders : No.199 Charles, Kenny (1-1) / No.207 Negro, Riccardo (2-3) / No.199 Charles, Kenny (4-7) / No.155 Wiggers, Symen (8-12)

Start Time : 29/06 - 12:32:13

Best Lap : No.176 Habulin, Kristijan 53.057 92.27 Kph

Weather : Cloudy Air : 14°C Track : Drying

Event Record : No.149 Palou, Alex 52.511 93.23 Kph



DOCUMENT N° 54
DÉCISION DES COMMISSAIRES SPORTIFS
STEWARDS' DECISION

PÉNALITÉ INFLIGÉE AU CONCURRENT (NOM) : **Mach 1 Motorsport**
PENALTY INFLICTED UPON THE ENTRANT (NAME):

NATIONALITÉ / NATIONALITY: **DEU**

N°: **184** PILOTE : **Norris, John**
No.: *DRIVER:*

Concerne la partie de l'Épreuve : **KZ2 - Qualifying Heat A-C**
Concerns the part of the event:

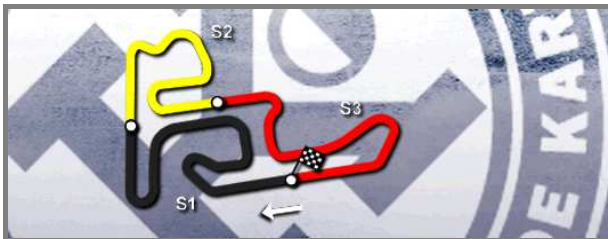
ÉNONCÉ / STATEMENT:
Exclusion from Heat A=C

MOTIF / REASON:
After the session concerned, the kart was checked under the weight (reported by Scrutineer/Technical Delegate). Having considered the report from Technical Delegate and after hearing the Entrant concerned, the Stewards assess this fact contravenes art 12 and 2.4.2 CIK Technical Regulations. The Stewards decided in application of regulations for CIK Weighing Procedure - part f) and art 153 & 154 FIA International Sporting Code.

Décision annoncée Date / Date: **29/06/2013** Heure / Time: **13:13**
Decision announced

Nom / Name Signature
Président du Collège / Chairman of the Panel:
Horst SEIDEL (DEU) :
Membres du Collège / Members of the Panel:
Jaakko MARKULA (FIN) :
Philippe LACKMAN (BEL) :

NOTIFICATION AU CONCURRENT CONCERNÉ / NOTIFICATION TO THE RELEVANT ENTRANT
Je soussigné :
I undersigned: Nom personnel / personal name
Représentant du Concurrent : **Mach 1 Motorsport**
Representing the Entrant: Nom du Concurrent / Entrant's name
Certifie avoir reçu notification du document N° **54** des Commissaires Sportifs de l'Épreuve.
Certify that I have been notified of document No. *by the Stewards of the Meeting.*
Date : Heure / Time: Signature :



Genk 26 - 30.06.2013



CIK-FIA European Championship (Rd2)

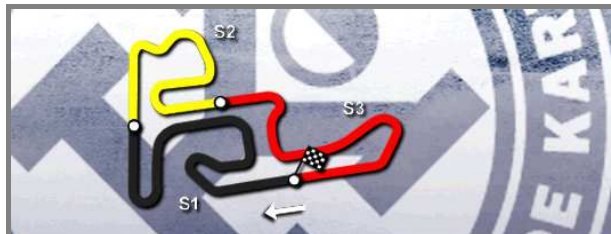
KZ2

Qualifying Heat A-C

Lap Chart

For information purposes. No official / regulatory value

	1	2	3	4	5	6	7	8	9	10	11	12	13	14	15	16	17	18	19	20	21	22	23	24
Grid	199	176	207	201	155	184	142	137	130	139	154	136	164	204	128	150	147	153	163	182	162	210	170	188
Start	199	176	201	207	155	184	137	142	130	136	139	204	150	154	164	128	153	147	163	182	210	162	170	188
Lap 1 Interval	199	201 0.1	207 0.1	155 0.7	184 0.5	137 0.4	142 0.4	136 1.5	130 0.0	204 0.2	150 0.1	164 0.1	139 0.1	154 0.7	163 0.7	128 0.0	210 0.8	153 2.6	170 0.1	162 0.4	182 0.5	188 0.2	176 12.6	
Lap 2	207	199 0.1	155 0.3	201 0.8	137 1.2	184 0.3	142 0.5	130 1.5	204 1.2	136 0.4	150 0.2	139 1.0	210 1.3	164 0.5	163 1.4	154 0.1	153 0.1	128 1.6	162 0.9	170 0.2	182 2.2	188 0.2	176 9.4	
Lap 3	207	155 0.2	199 0.4	201 0.8	137 0.6	184 0.8	142 0.8	130 0.6	204 1.8	150 1.9	136 1.0	210 1.4	164 0.1	139 0.0	154 0.8	153 1.3	163 0.1	128 1.1	170 1.9	162 0.3	182 3.4	188 0.5	176 6.2	
Lap 4	199	155 0.1	201 2.1	184 0.2	137 0.2	142 0.3	130 0.1	204 2.2	150 2.4	136 2.8	164 0.1	139 0.2	154 0.1	153 1.8	163 0.6	128 0.1	170 4.1	162 0.9	182 2.5	207 0.2	188 2.6	176 2.3		
Lap 5	199	155 1.0	201 1.1	142 0.7	130 1.7	204 2.2	137 3.1	150 0.5	164 0.2	136 0.7	139 0.4	154 0.1	153 1.1	128 0.9	163 0.7	170 3.3	162 1.2	207 1.0	182 2.3	176 4.4	188 1.0	184 8.9		
Lap 6	199	155 0.7	201 1.3	142 0.7	130 1.3	137 5.9	164 0.9	150 0.5	136 2.1	153 0.3	128 0.1	139 1.1	163 0.6	170 3.3	162 1.6	182 3.2	207 1.1	176 3.1	154 1.5	188 1.3	184 5.7	204 6.0		
Lap 7	199	155 0.3	201 1.4	142 0.6	130 1.3	164 6.6	137 0.6	150 0.1	153 4.0	136 0.2	139 0.3	163 0.1	170 3.5	162 3.6	182 1.9	207 2.8	176 0.3	128 1.1	154 0.7	188 3.7	184 2.9	204 6.0		
Lap 8	155	199 0.5	201 0.9	142 0.6	130 1.7	164 6.6	150 0.7	137 0.6	153 3.3	136 0.2	139 0.4	163 0.2	170 4.5	162 3.4	182 1.8	207 1.1	176 0.4	128 1.6	154 0.7	188 5.2	184 1.0	204 9.4		
Lap 9	155	199 0.5	201 0.5	142 0.6	130 2.1	164 6.1	150 0.9	137 1.2	136 3.7	153 0.1	139 0.2	163 0.2	170 5.3	162 4.4	182 0.9	207 0.2	176 0.0	128 1.1	154 1.2	184 6.4	188 0.2	204 9.3		
Lap 10	155	199 0.4	201 0.3	142 0.9	130 2.4	164 5.7	150 0.8	137 1.8	136 3.7	153 0.5	139 0.1	163 0.8	170 5.3	162 3.9	207 0.5	176 0.1	128 2.5	154 0.5	182 0.7	184 6.8	188 1.1	204 7.7		
Lap 11	155	199 0.5	201 0.1	142 1.3	130 2.3	164 5.4	150 0.9	137 2.0	136 3.7	153 1.0	139 0.2	163 0.6	170 6.8	176 2.5	207 0.0	162 1.0	128 1.2	154 0.4	184 7.6	188 4.0	182 0.7	204 4.1		
Lap 12	155	201 0.6	199 0.5	142 1.1	130 3.2	164 4.2	150 1.3	137 1.8	136 4.0	153 1.1	163 1.6	170 6.6	176 1.1	207 0.8	162 1.3	128 0.4	154 1.2	184 6.9	188 5.4	182 1.7	204 2.0			



Genk 26 - 30.06.2013



CIK-FIA European Championship (Rd2)

KZ2

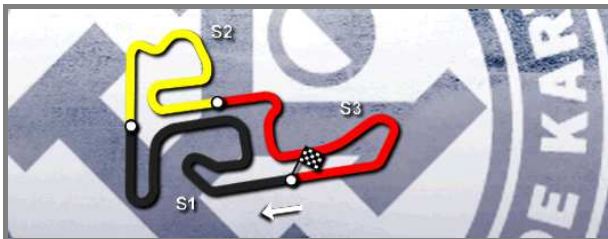
Qualifying Heat A-C
Lap Time Analysis

For information purposes. No official / regulatory value

Laps	Sector 1	Sector 2	Sector 3	Lap Time
No.128 Da Silva, Clement				
1	31.992	18.208	18.713	1:08.913
2	31.672	17.554	17.341	1:06.567
3	25.004	17.997	16.531	59.532
4	24.036	16.583	16.424	57.043
5	23.602	16.308	16.243	56.153
6	22.650	16.156	16.060	54.866
7	22.401	16.072	31.545	1:10.018
8	21.963	15.910	16.189	54.062
9	21.300	16.013	16.199	53.512
10	22.688	16.216	16.056	54.960
11	21.300	15.941	16.118	53.359
12	21.159	15.819	16.236	53.214
No.130 Zanchetta, Marco				
1	30.785	18.257	18.339	1:07.381
2	26.457	17.112	17.194	1:00.763
3	24.199	16.694	16.738	57.631
4	23.437	16.416	16.590	56.443
5	24.449	16.494	16.331	57.274
6	21.785	16.166	16.411	54.362
7	21.734	16.273	16.342	54.349
8	21.882	15.966	16.447	54.295
9	21.476	16.271	16.190	53.937
10	21.432	16.080	16.297	53.809
11	21.265	16.090	16.168	53.523
12	21.770	16.320	16.523	54.613
No.136 Bos, Jeroen				
1	29.985	18.289	19.003	1:07.277
2	27.013	17.403	18.089	1:02.505
3	26.241	17.166	17.299	1:00.706
4	24.611	16.911	17.603	59.125
5	23.032	16.992	16.623	56.647
6	24.011	16.474	16.571	57.056
7	22.993	16.297	17.214	56.504
8	21.966	16.190	16.224	54.380
9	21.643	16.116	16.478	54.237
10	21.611	16.156	16.148	53.915
11	21.355	16.028	16.154	53.537
12	21.335	16.131	16.413	53.879
No.137 Kremers, Marijn				
1	28.886	17.881	19.109	1:05.876
2	26.304	16.900	17.070	1:00.274
3	24.657	16.504	16.707	57.868
4	24.105	16.808	17.367	58.280
5	29.643	16.320	17.110	1:03.073
6	22.325	16.206	16.416	54.947

Laps	Sector 1	Sector 2	Sector 3	Lap Time
7	23.300	16.090	16.294	55.684
8	22.791	16.137	16.220	55.148
9	21.628	16.046	16.503	54.177
10	21.382	16.163	16.315	53.860
11	21.378	16.018	16.190	53.586
12	21.144	16.108	16.295	53.547
No.139 Roy, Maxime				
1	31.061	18.179	18.743	1:07.983
2	27.796	17.570	17.669	1:03.035
3	25.205	17.644	18.269	1:01.118
4	23.939	16.706	17.238	57.883
5	23.133	16.857	16.665	56.655
6	25.258	16.471	16.487	58.216
7	21.946	16.256	17.014	55.216
8	21.942	16.196	16.391	54.529
9	21.508	16.161	16.464	54.133
10	21.846	16.199	16.197	54.242
11	21.632	16.256	16.271	54.159
No.142 Zanchi, Matteo				
1	29.916	18.223	18.042	1:06.181
2	26.434	17.158	17.213	1:00.805
3	25.074	16.668	16.828	58.570
4	23.697	16.600	16.640	56.937
5	22.927	16.293	16.434	55.654
6	22.249	16.215	16.340	54.804
7	21.695	16.304	16.307	54.306
8	21.524	16.117	16.283	53.924
9	21.307	15.924	16.233	53.464
10	21.264	15.939	16.329	53.532
11	21.226	15.988	16.414	53.628
12	21.385	16.133	16.192	53.710
No.150 Pex, Yard				
1	30.834	18.383	18.005	1:07.222
2	27.199	17.265	17.835	1:02.299
3	25.057	16.881	17.501	59.439
4	23.813	16.701	16.815	57.329
5	24.944	16.452	17.145	58.541
6	22.582	16.278	17.000	55.860
7	22.094	16.129	16.175	54.398
8	21.954	16.032	16.299	54.285
9	21.398	16.040	16.131	53.569
10	21.232	15.958	16.144	53.334
11	21.160	15.855	16.302	53.317
12	21.284	16.107	16.390	53.781
No.153 Steeman, Pepijn				
1	33.601	19.968	18.842	1:12.411

Laps	Sector 1	Sector 2	Sector 3	Lap Time
2	26.506	17.383	17.496	1:01.385
3	25.513	17.225	17.062	59.800
4	24.039	16.733	16.860	57.632
5	22.584	16.413	16.994	55.991
6	22.604	16.433	16.625	55.662
7	22.239	16.264	17.458	55.961
8	21.715	16.119	16.468	54.302
9	21.482	16.178	17.023	54.683
10	21.709	16.205	16.408	54.322
11	21.394	16.193	16.449	54.036
12	21.310	16.205	16.441	53.956
No.154 Törnqvist, Morgen				
1	31.280	18.347	18.652	1:08.279
2	29.962	17.593	18.105	1:05.660
3	24.920	16.863	16.759	58.542
4	23.713	16.432	17.036	57.181
5	23.465	16.621	16.573	56.659
6	40.043	16.390	16.481	1:12.914
7	22.008	16.184	16.586	54.778
8	21.588	16.240	16.190	54.018
9	21.446	16.374	16.197	54.017
10	21.755	16.331	16.172	54.258
11	21.147	16.049	16.145	53.341
12	21.135	16.173	16.616	53.924
No.155 Wiggers, Symen				
1	29.282	17.783	17.806	1:04.871
2	25.346	16.807	17.047	59.200
3	24.555	16.843	16.696	58.094
4	24.452	16.407	16.610	57.469
5	24.042	16.300	16.404	56.746
6	22.073	16.246	16.321	54.640
7	21.969	16.113	16.259	54.341
8	21.596	16.025	16.268	53.889
9	21.479	16.003	16.220	53.702
10	21.439	15.942	16.218	53.599
11	21.237	15.944	16.173	53.354
12	21.257	15.952	16.246	53.455
No.162 Eisenbeis, Christian				
1	32.100	20.601	19.247	1:11.948
2	27.969	17.710	17.628	1:03.307
3	26.683	17.379	16.930	1:00.992
4	25.660	17.300	16.836	59.796
5	23.275	16.499	16.648	56.422
6	22.566	16.462	17.284	56.312
7	24.181	16.260	16.450	56.891
8	21.918	16.327	17.073	55.318
9	23.281	16.319	16.486	56.086



KZ2

Qualifying Heat A-C

Lap Time Analysis

For information purposes. No official / regulatory value

Laps	Sector 1	Sector 2	Sector 3	Lap Time
10	21.639	16.167	16.385	54.191
11	21.377	16.301	17.654	55.332
12	21.438	16.124	16.477	54.039

No.163 Faint, Jason

1	30.879	18.387	19.096	1:08.362
2	27.872	18.818	18.131	1:04.821
3	25.786	17.383	17.015	1:00.184
4	24.657	16.704	16.735	58.096
5	23.898	16.573	16.585	57.056
6	22.877	16.465	16.533	55.875
7	21.973	16.245	16.502	54.720
8	22.061	16.236	16.326	54.623
9	21.542	16.124	16.504	54.170
10	21.857	16.147	16.806	54.810
11	21.611	16.092	16.262	53.965
12	22.189	16.132	16.351	54.672

No.164 Hays, Christopher

1	30.847	18.463	17.892	1:07.202
2	30.451	17.455	17.218	1:05.124
3	25.279	16.875	17.010	59.164
4	23.614	16.530	17.497	57.641
5	23.003	16.517	16.289	55.809
6	22.662	16.198	16.221	55.081
7	21.922	15.952	16.201	54.075
8	21.508	16.057	16.788	54.353
9	21.372	15.963	16.086	53.421
10	21.314	15.976	16.073	53.363
11	21.245	15.946	16.047	53.238
12	21.236	16.017	16.167	53.420

No.170 Kuovi, Jan

1	32.284	20.831	18.246	1:11.361
2	28.537	18.135	17.271	1:03.943
3	26.040	17.341	17.013	1:00.394
4	25.087	16.982	17.174	59.243
5	22.727	16.446	16.922	56.095
6	22.942	16.347	16.632	55.921
7	22.013	16.284	16.546	54.843
8	22.748	16.337	16.532	55.617
9	22.044	16.454	16.561	55.059
10	21.554	16.229	16.935	54.718
11	22.818	16.200	16.512	55.530
12	21.672	16.288	16.533	54.493

No.176 Habulin, Kristijan

1	50.068	18.016	20.784	1:28.868
2	27.577	17.299	17.078	1:01.954
3	25.461	16.862	16.782	59.105

Laps	Sector 1	Sector 2	Sector 3	Lap Time
4	24.432	16.484	16.425	57.341
5	23.241	16.289	16.892	56.422
6	23.574	16.201	16.290	56.065
7	22.158	16.143	16.126	54.427
8	21.551	15.981	16.069	53.601
9	21.175	16.080	16.690	53.945
10	21.596	16.003	16.028	53.627
11	21.043	16.171	16.270	53.484
12	21.063	15.897	16.097	53.057

No.182 Prosperi, Enrico

1	32.291	19.773	20.869	1:12.933
2	28.556	18.767	17.895	1:05.218
3	26.804	17.755	17.455	1:02.014
4	24.435	17.420	16.968	58.823
5	23.687	16.823	16.784	57.294
6	22.672	16.742	16.780	56.194
7	22.401	16.460	16.680	55.541
8	22.068	16.539	16.634	55.241
9	22.134	16.417	16.685	55.236
10	24.165	17.025	16.485	57.675
11	21.770	16.301	26.936	1:05.007
12	22.287	16.478	16.818	55.583

No.184 Norris, John

1	29.792	18.034	17.606	1:05.432
2	27.075	16.992	17.037	1:01.104
3	25.067	16.575	16.656	58.298
4	23.531	16.859	16.793	57.183
5	57.785	16.646	16.335	1:30.766
6	22.335	16.223	16.152	54.710
7	21.517	16.208	16.653	54.378
8	21.400	15.990	16.226	53.616
9	21.476	16.314	16.390	54.180
10	22.596	15.906	16.892	55.394
11	21.397	15.936	16.080	53.413
12	21.181	15.944	16.065	53.190

No.188 Movsesian, Serkos

1	32.636	20.608	19.246	1:12.490
2	28.407	18.873	17.875	1:05.155
3	27.014	17.962	17.399	1:02.375
4	26.137	17.749	17.276	1:01.162
5	25.557	17.448	16.886	59.891
6	24.301	16.804	16.752	57.857
7	23.844	16.708	16.655	57.207
8	22.478	16.576	16.491	55.545
9	22.253	16.373	16.858	55.484
10	23.653	16.327	16.333	56.313
11	22.544	16.958	16.762	56.264

Laps	Sector 1	Sector 2	Sector 3	Lap Time
12	21.830	16.296	16.436	54.562

No.199 Charles, Kenny

1	29.202	17.689	18.216	1:05.107
2	25.566	16.829	17.462	59.857
3	25.623	16.554	16.767	58.944
4	23.808	16.407	16.682	56.897
5	23.013	16.346	16.474	55.833
6	22.374	16.228	16.303	54.905
7	22.389	16.139	16.269	54.797
8	22.529	15.977	16.223	54.729
9	21.572	16.032	16.161	53.765
10	21.230	16.080	16.179	53.489
11	21.269	15.996	16.149	53.414
12	21.805	16.031	16.252	54.088

No.201 Antonsen, Emil

1	28.708	17.835	18.080	1:04.623
2	27.175	16.841	17.000	1:01.016
3	25.150	16.570	16.756	58.476
4	24.479	16.515	17.400	58.394
5	23.058	16.310	16.367	55.735
6	22.373	16.117	16.293	54.783
7	22.122	16.109	16.225	54.456
8	21.537	16.048	16.312	53.897
9	21.331	15.940	16.128	53.399
10	21.055	15.882	16.330	53.267
11	21.070	16.130	16.059	53.259
12	21.304	15.914	16.150	53.368

No.204 Maxa, Radim

1	30.323	18.110	18.909	1:07.342
2	27.102	17.131	17.524	1:01.757
3	24.125	17.011	17.037	58.173
4	23.295	16.609	16.929	56.833
5	23.853	16.754	16.663	57.270
6	57.941	16.865	16.465	1:31.271
7	21.914	16.175	16.350	54.439
8	24.219	16.404	16.376	56.999
9	21.643	16.325	16.347	54.315
10	22.370	16.113	16.213	54.696
11	21.333	15.850	16.168	53.351
12	21.375	15.947	16.242	53.564

No.207 Negro, Riccardo

1	29.040	18.039	17.542	1:04.621
2	25.573	16.789	17.125	59.487
3	24.982	16.728	16.679	58.389
4	46.100	16.872	16.353	1:19.325
5	22.454	16.038	16.161	54.653



KZ2

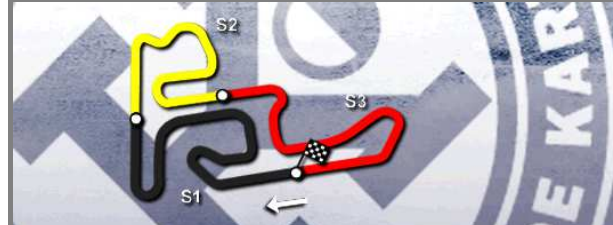
 Qualifying Heat A-C
 Lap Time Analysis

For information purposes. No official / regulatory value

Laps	Sector 1	Sector 2	Sector 3	Lap Time
6	21.828	16.258	21.619	59.705
7	24.316	16.552	16.372	57.240
8	21.422	15.950	16.158	53.530
9	21.393	16.202	16.738	54.333
10	21.459	15.995	16.053	53.507
11	21.087	16.145	16.515	53.747
12	21.340	15.963	16.493	53.796

No.210 Savona, Federico

1	31.736	18.582	18.593	1:08.911
2	26.957	17.626	17.272	1:01.855
3	24.084	17.699	17.837	59.620



KZ2

Qualifying Heat A-C

Document 30

Starting Grid

Subject to scrutineering & sporting investigations

170	Kuovi, Jan Rosso Korsä / TM / B'stone		12	188	Movsesian, Serkos Maranello / TM / B'stone	
162	Eisenbeis, Christian CKR / TM / B'stone		11	210	Savona, Federico Top Kart / TM / B'stone	
163	Faint, Jason Energy / TM / B'stone		10	182	Prosperi, Enrico Tony Kart / Vortex / B'stone	
147	Weber, Johann Stefan CRG / TM / B'stone		9	153	Steeman, Pepijn CRG / TM / B'stone	
128	Da Silva, Clement Birel / TM / B'stone		8	150	Pex, Yard CRG / TM / B'stone	
164	Hays, Christopher Energy / TM / B'stone		7	204	Maxa, Radim Praga / Parilla / B'stone	
154	Törnqvist, Morgen CRG / TM / B'stone		6	136	Bos, Jeroen Birel / TM / B'stone	
130	Zanchetta, Marco Maranello / TM / B'stone		5	139	Roy, Maxime Tony Kart / Vortex / B'stone	
142	Zanchi, Matteo BRM / Modena Engines / B'stone		4	137	Kremers, Marijn Birel / TM / B'stone	
155	Wiggers, Symen CRG / TM / B'stone		3	184	Norris, John Mach 1 / TM / B'stone	
207	Negro, Riccardo DR / TM / B'stone		2	201	Antonsen, Emil DR / TM / B'stone	
199	Charles, Kenny Merlin / TM / B'stone		1	176	Habulin, Kristijan CRG / Modena Engines / B'stone	

POLE POSITION





Genk 26 - 30.06.2013



CIK-FIA European Championship (Rd2)

KZ2

Qualifying Heat E-G Results

Document 53

Subject to scrutineering & sporting investigations

Rnk	No.	Entrant	Nat	Driver	Nat	Equipment	Laps	Gap	Interv.	Best Lap	Points
1	213	GP Racing	ITA	Bray, Daniel	AUT	GP / TM / B'stone	12			1:05.305	0
2	140	BRM Racing	ITA	Bizalion, Charly	ITA	BRM / Modena Engines / B'stone	12	3.097	3.097	1:04.986	2
3	166	Gold Kart Racing Team	ITA	Aceto, Massimo	ITA	Righetti / TM / B'stone	12	14.559	11.462	1:06.028	3
4	206	CKR	ITA	Kreutz, Patrick	DEU	CKR / De Bei / B'stone	12	34.854	20.295	1:07.127	4
5	200	Van Meever, Jan Cornelis	NLD	Van Meever, Maks	NLD	Lenzokart / TM / B'stone	12	35.054	0.200	1:07.689	5
6	173	Joka Kart Team	CZE	Osmera, Jan	CZE	Birel / TM / B'stone	12	35.555	0.501	1:07.915	6
7	146	CRG Racing Germany	DEU	Dresen, Andreas	DEU	CRG / TM / B'stone	12	36.477	0.922	1:07.691	7
8	177	KSH Racing	NLD	Dielissen, Casper	NLD	RR / Modena Engines / B'stone	12	36.814	0.337	1:07.730	8
9	220	CRG Holland	NLD	Törnqvist, Person Benjam	SWE	CRG / TM / B'stone	12	37.361	0.547	1:06.713	9
10	215	77 RUS Racing Team	RUS	Buznikov, Philipp	RUS	CRG / TM / B'stone	12	51.275	13.914	1:07.520	10
11	135	ADAC Sachsen	DEU	Illgen, Kevin	DEU	CRG / TM / B'stone	11	1 Lap	1 Lap	1:16.147	11
12	138	AVG Racing	NLD	Specken, Guust	NLD	Birel / TM / B'stone	11	1 Lap	1.083	1:16.266	12
13	205	Paauwerkarttracing	NLD	Paauwe, Menno	NLD	Birel / TM / B'stone	11	1 Lap	4.753	1:16.275	13
14	156	Daems Racing	BEL	Brucculeri, Adrien	BEL	Tony Kart / Vortex / B'stone	11	1 Lap	0.679	1:16.163	14
15	125	J.S. Racing	DNK	Christensen, Toke	DNK	CRG / TM / B'stone	10	2 Laps	1 Lap	1:19.550	15
16	181	LH Racing Team	ESP	Hiltbrand, Pedro	ESP	LH / Maxter / B'stone	10	2 Laps	14.760	1:21.212	16
17	192	CKR	ITA	Bombardelli, Luca	ITA	CKR / De Bei / B'stone	10	2 Laps	1.505	1:20.413	17
18	211	DR Germany	DEU	Huber, Manuel	DEU	DR / TM / B'stone	10	2 Laps	11.365	1:19.550	18
19	129	Maranello Kart	ITA	Lundberg, Douglas	SWE	Maranello / TM / B'stone	10	2 Laps	3.660	1:18.021	19
20	143	Tony Kart Racing Team	ITA	Piccini, Alessio	ITA	Tony Kart / Vortex / B'stone	10	2 Laps	0.498	1:20.464	20
21	197	Solgat Motorsport	DEU	Kappis, Patrick	DEU	Birel / TM / B'stone	10	2 Laps	23.286	1:19.472	21
22	149	CRG SpA	ITA	Palou, Alex	ESP	CRG / Maxter / B'stone	10	2 Laps	6.864	1:22.683	22
23	141	BRM Racing	ITA	Ghidella, Matteo	ITA	BRM / Modena Engines / B'stone	10	2 Laps	6.479	1:23.909	23

Not Classified

217	KSW-Racing	DEU	Oswald, Rene	AUT	Tony Kart / Vortex / B'stone		DNS				25
-----	------------	-----	---------------------	-----	------------------------------	--	------------	--	--	--	-----------

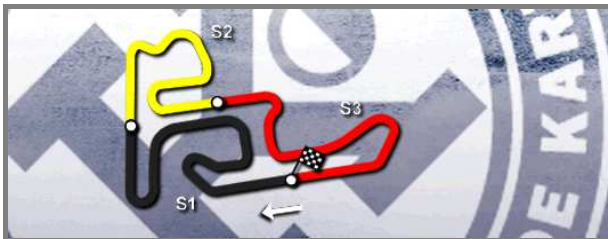
Leaders : No.213 Bray, Daniel (1-12)

Start Time : 29/06 - 11:35:19

Best Lap : No.140 Bizalion, Charly 1:04.986 75.33 Kph

Weather : Rainy Air : 14°C Track : Wet

Event Record : No.149 Palou, Alex 52.511 93.23 Kph



Genk 26 - 30.06.2013



CIK-FIA European Championship (Rd2)

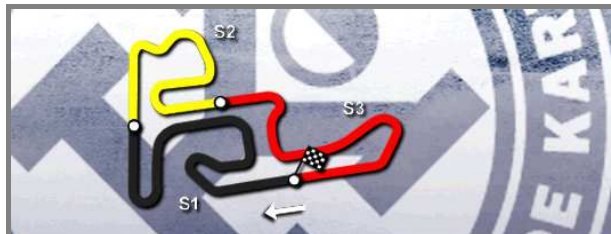
KZ2

Qualifying Heat E-G

Lap Chart

For information purposes. No official / regulatory value

	1	2	3	4	5	6	7	8	9	10	11	12	13	14	15	16	17	18	19	20	21	22	23	24
Grid	205	200	197	213	181	140	192	149	141	143	211	177	166	135	125	215	173	206	138	129	146	156	220	217
Start	205	200	213	197	140	181	149	192	143	211	141	135	166	125	177	215	206	146	129	138	173	220	156	
Lap 1 Interval	213	140 3.6	200 0.5	166 0.1	215 1.1	146 0.5	173 0.3	177 0.5	206 1.4	220 1.4	205 3.5	135 2.4	181 1.8	125 0.5	138 0.0	129 0.3	192 0.1	156 0.4	143 3.9	141 2.2	149 8.0	211 6.0	197 2.7	
Lap 2	213	140 3.2	166 1.6	200 2.8	215 0.2	146 0.4	173 0.1	177 0.5	206 0.1	220 2.0	135 17.4	205 1.1	138 1.4	125 2.2	156 0.1	181 1.3	192 0.2	143 6.7	141 1.2	149 9.7	211 2.5	197 3.1	129 10.1	
Lap 3	213	140 3.3	166 1.9	200 4.9	146 0.8	215 0.2	173 0.0	206 0.2	220 0.5	177 0.0	135 28.9	205 1.9	138 0.8	156 2.7	125 0.9	192 2.5	181 1.1	143 10.0	141 2.2	211 7.4	149 2.0	197 0.9	129 11.8	
Lap 4	213	140 3.5	166 2.0	200 7.2	146 0.2	173 0.4	220 0.6	206 0.5	215 1.1	177 0.1	135 37.3	205 2.1	138 0.1	156 3.4	125 2.4	192 2.9	181 2.0	143 12.4	211 8.7	197 1.9	141 2.8	149 0.6	129 6.8	
Lap 5	213	140 3.0	166 3.3	200 10.0	146 0.3	173 0.0	220 0.2	206 0.3	177 2.3	215 0.4	135 44.4	138 3.0	205 1.1	156 1.9	125 4.9	192 5.3	181 1.7	143 14.0	211 6.4	197 0.4	141 7.0	129 3.3	149 1.2	
Lap 6	213	140 3.2	166 3.5	200 11.2	173 0.3	146 0.7	206 0.3	177 1.1	215 0.2	220 3.1	135 52.6	138 1.5	205 2.4	156 1.6	125 6.2	192 8.8	181 1.1	143 16.1	197 1.9	211 0.3	129 9.8	141 3.4	149 3.8	
Lap 7	213	140 4.7	166 4.8	200 12.1	173 0.2	206 0.3	146 0.5	177 0.1	220 2.6	215 2.4	135 59.7	138 1.1	205 4.4	156 1.3	125 8.7	181 10.3	192 2.7	143 15.0	211 0.2	129 7.8	141 12.3	149 0.6	197 1.6	
Lap 8	213	140 4.7	166 5.5	200 15.4	173 0.0	206 0.5	177 0.2	146 0.7	220 0.3	215 10.8	135 1:03	138 0.2	205 4.7	156 1.1	125 11.2	181 11.4	192 3.7	143 13.2	211 0.9	129 4.9	141 19.1	149 2.0	197 0.7	
Lap 9	213	140 4.5	166 5.9	200 17.4	173 0.2	206 0.0	177 0.2	146 0.4	220 0.7	215 11.7	135 1:10	138 1.3	205 3.8	156 2.3	125 14.4	181 12.9	192 2.8	143 11.6	211 1.8	129 3.9	141 19.4	149 6.5	197 2.3	
Lap 10	213	140 4.2	166 8.2	200 18.3	173 0.0	206 0.3	177 0.4	146 0.3	220 0.4	215 13.7	135 1:16	138 0.8	205 4.2	156 1.8	125 18.0	181 14.7	192 1.5	211 11.3	129 3.6	143 0.4	141 23.2	149 6.8	197 6.4	
Lap 11	213	140 3.4	166 9.9	200 19.2	206 0.3	173 0.1	146 0.8	177 0.4	220 0.2	215 14.0	135 1:25	138 1.0	205 4.7	156 0.6										
Lap 12	213	140 3.0	166 11.4	206 20.2	200 0.2	173 0.5	146 0.9	177 0.3	220 0.5	215 13.9														



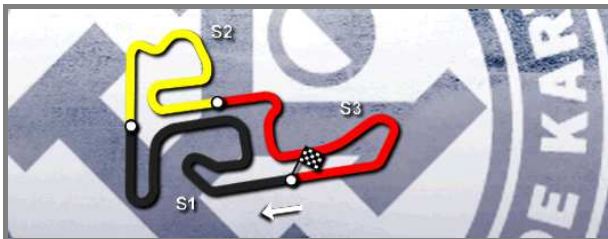
KZ2

Qualifying Heat E-G

Lap Time Analysis

For information purposes. No official / regulatory value

Laps	Sector 1	Sector 2	Sector 3	Lap Time	Laps	Sector 1	Sector 2	Sector 3	Lap Time	Laps	Sector 1	Sector 2	Sector 3	Lap Time
No.125 Christensen, Toke					No.140 Bizational, Charly					No.149 Palou, Alex				
1	33.909	24.816	24.659	1:23.384	1	28.987	20.883	20.600	1:10.470	11	26.313	20.635	20.743	1:07.691
2	32.875	24.460	24.497	1:21.832	2	26.080	20.018	19.742	1:05.840	12	27.069	20.532	20.338	1:07.939
3	31.885	24.111	23.822	1:19.818	3	26.036	20.056	19.879	1:05.971	No.156 Brucculeri, Adrien				
4	31.856	24.202	23.965	1:20.023	4	26.265	19.933	20.128	1:06.326	1	47.254	26.810	25.460	1:39.524
5	31.592	24.366	23.916	1:19.874	5	25.900	19.880	19.454	1:05.234	2	34.186	26.602	25.188	1:25.976
6	31.374	23.832	24.344	1:19.550	6	26.254	20.324	20.254	1:06.832	3	33.161	27.679	25.145	1:25.985
7	31.789	25.124	23.842	1:20.755	7	27.114	20.367	19.650	1:07.131	4	34.698	26.365	25.164	1:26.227
8	31.967	24.244	24.301	1:20.512	8	25.951	19.733	19.701	1:05.385	5	36.863	25.702	25.257	1:27.822
9	32.051	24.378	24.194	1:20.623	9	26.617	19.698	19.529	1:05.844	6	34.035	26.286	24.969	1:25.290
10	31.394	24.269	24.242	1:19.905	10	25.850	19.642	19.494	1:04.986	7	33.650	25.522	25.431	1:24.603
No.129 Lundberg, Douglas					11	26.093	19.536	19.445	1:05.074	8	36.731	25.948	24.836	1:27.515
1	34.318	24.736	24.128	1:23.182	12	25.890	19.589	19.565	1:05.044	9	34.133	25.202	24.136	1:23.471
2	32.290	24.066	1:00.287	1:56.643	No.141 Ghidella, Matteo					10	32.893	25.063	24.727	1:22.683
3	31.808	26.807	24.316	1:22.931	1	39.354	26.623	25.006	1:30.983	No.156 Brucculeri, Adrien				
4	31.315	24.520	24.501	1:20.336	2	33.895	25.528	24.866	1:24.289	1	33.990	25.189	24.397	1:23.576
5	31.269	24.439	24.054	1:19.762	3	33.850	26.600	25.706	1:26.156	2	32.416	24.308	24.200	1:20.924
6	30.857	24.235	24.112	1:19.204	4	39.101	30.163	25.835	1:35.099	3	31.359	23.646	23.720	1:18.725
7	31.172	24.191	23.490	1:18.853	5	33.274	25.458	25.177	1:23.909	4	31.027	23.671	23.807	1:18.505
8	30.868	23.996	23.782	1:18.646	6	35.057	25.735	25.260	1:26.052	5	30.491	23.438	23.446	1:17.375
9	30.792	24.103	24.497	1:19.392	7	36.300	26.128	25.309	1:27.737	6	30.624	23.935	23.709	1:18.268
10	30.977	23.478	23.566	1:18.021	8	37.219	25.387	24.884	1:27.490	7	30.733	23.673	23.823	1:18.229
No.135 Illgen, Kevin					9	35.157	25.866	25.468	1:26.491	8	30.967	23.699	23.378	1:18.044
1	33.396	24.130	23.644	1:21.170	10	36.908	25.296	24.657	1:26.861	9	30.477	23.589	23.410	1:17.476
2	31.492	24.044	23.782	1:19.318	No.143 Piccini, Alessio					10	30.213	23.098	22.988	1:16.299
3	31.071	23.591	23.575	1:18.237	1	36.187	26.611	26.173	1:28.971	11	30.328	23.087	22.748	1:16.163
4	31.105	23.710	23.376	1:18.191	2	34.450	25.597	25.271	1:25.318	No.166 Aceto, Massimo				
5	30.458	23.620	22.905	1:16.983	3	34.869	25.630	24.597	1:25.096	1	28.855	20.539	20.332	1:09.726
6	31.031	24.475	23.257	1:18.763	4	33.785	25.386	24.654	1:23.825	2	26.778	20.104	19.887	1:06.769
7	30.620	23.260	23.049	1:16.929	5	33.068	25.465	24.986	1:23.519	3	26.302	20.184	19.795	1:06.281
8	32.200	23.721	22.991	1:18.912	6	33.762	25.852	24.786	1:24.400	4	25.944	20.037	20.413	1:06.394
9	30.337	22.951	22.859	1:16.147	7	32.749	25.374	24.789	1:22.912	5	26.240	20.191	20.055	1:06.486
10	30.701	23.004	23.000	1:16.705	8	32.968	24.388	24.394	1:21.750	6	26.561	20.539	20.012	1:07.112
11	30.362	23.643	22.658	1:16.663	9	32.165	24.431	23.868	1:20.464	7	26.761	21.380	20.273	1:08.414
No.138 Specken, Guust					10	33.287	24.525	24.617	1:22.429	8	25.944	20.136	19.948	1:06.028
1	33.722	24.643	24.423	1:22.788	No.146 Dresen, Andreas					9	26.077	20.237	19.954	1:06.268
2	31.704	23.802	24.007	1:19.513	1	29.146	21.001	20.631	1:10.778	10	26.422	20.639	20.190	1:07.251
3	31.582	23.593	23.204	1:18.379	2	27.183	20.469	20.940	1:08.592	11	26.131	20.575	20.106	1:06.812
4	30.924	23.548	23.334	1:17.806	3	27.279	20.798	20.462	1:08.539	12	26.277	20.379	19.902	1:06.558
5	30.791	23.622	23.227	1:17.640	4	26.856	20.814	20.455	1:08.125	No.173 Osmera, Jan				
6	30.841	23.312	23.150	1:17.303	5	27.534	21.170	20.607	1:09.311	1	29.829	20.509	20.725	1:11.063
7	30.121	23.452	22.986	1:16.559	6	28.023	20.896	20.263	1:09.182	2	27.217	20.583	20.597	1:08.397
8	31.795	23.278	22.895	1:17.968	7	27.452	20.658	21.196	1:09.306	3	27.343	21.024	20.358	1:08.725
9	30.845	23.200	23.176	1:17.221	8	27.567	20.955	21.245	1:09.767	4	27.432	20.898	19.845	1:08.175
10	30.488	22.944	22.834	1:16.266	9	26.894	20.602	20.197	1:07.693	5	27.359	21.101	20.508	1:08.968
11	30.216	23.448	23.210	1:16.874	10	27.444	20.734	20.224	1:08.402	6	27.510	20.548	20.248	1:08.306
										7	27.408	20.908	20.854	1:09.170



KZ2

Qualifying Heat E-G

Lap Time Analysis

For information purposes. No official / regulatory value

Laps	Sector 1	Sector 2	Sector 3	Lap Time
8	27.624	21.185	20.295	1:09.104
9	27.505	20.183	20.801	1:08.489
10	27.576	20.013	20.377	1:07.966
11	26.967	20.168	20.896	1:08.031
12	27.460	20.283	20.172	1:07.915

No.177 Dielissen, Casper

1	30.752	20.998	20.566	1:12.316
2	27.253	20.733	20.398	1:08.384
3	27.074	21.326	20.597	1:08.997
4	27.615	20.836	21.332	1:09.783
5	27.285	21.266	20.833	1:09.384
6	26.967	20.591	20.172	1:07.730
7	27.183	20.715	20.104	1:08.002
8	27.142	20.935	20.503	1:08.580
9	27.375	20.577	20.297	1:08.249
10	27.659	20.806	19.983	1:08.448
11	27.386	20.544	20.584	1:08.514
12	26.976	20.664	20.212	1:07.852

No.181 Hiltbrand, Pedro

1	33.077	26.603	24.385	1:24.065
2	33.199	25.537	25.042	1:23.778
3	32.563	25.099	24.446	1:22.108
4	32.011	24.639	24.689	1:21.339
5	32.404	25.074	24.486	1:21.964
6	32.707	25.141	24.500	1:22.348
7	31.518	25.079	24.615	1:21.212
8	31.873	24.977	24.678	1:21.528
9	32.240	24.704	25.198	1:22.142
10	31.871	24.746	25.129	1:21.746

No.192 Bombardelli, Luca

1	34.219	25.588	24.971	1:24.778
2	33.199	24.821	24.888	1:22.908
3	32.036	24.598	24.110	1:20.744
4	31.176	24.848	24.392	1:20.416
5	33.018	25.116	24.158	1:22.292
6	32.916	25.536	24.506	1:22.958
7	34.177	26.069	24.835	1:25.081
8	32.816	25.502	24.236	1:22.554
9	32.166	25.006	24.039	1:21.211
10	31.709	24.969	23.735	1:20.413

No.197 Kappis, Patrick

1	57.987	26.251	24.926	1:49.164
2	33.413	24.571	24.840	1:22.824
3	32.317	24.439	24.489	1:21.245
4	33.009	24.660	24.146	1:21.815
5	32.078	23.887	23.673	1:19.638

Laps	Sector 1	Sector 2	Sector 3	Lap Time
6	31.934	23.870	23.668	1:19.472
7	31.339	25.097	47.280	1:43.716
8	34.719	24.572	23.885	1:23.176
9	31.867	23.807	23.960	1:19.634
10	31.823	24.926	25.628	1:22.377

No.200 Van Meever, Maks

1	29.625	20.801	21.414	1:11.840
2	28.071	20.645	21.078	1:09.794
3	27.257	20.331	20.804	1:08.392
4	27.369	20.679	20.698	1:08.746
5	27.338	21.151	20.721	1:09.210
6	27.389	20.258	20.719	1:08.366
7	27.493	20.647	21.195	1:09.335
8	27.576	20.657	21.142	1:09.375
9	27.069	20.246	20.876	1:08.191
10	27.446	20.065	20.625	1:08.136
11	26.760	20.215	20.714	1:07.689
12	26.915	20.196	20.718	1:07.829

No.205 Paauwe, Menno

1	33.277	23.938	23.995	1:21.210
2	34.218	24.240	24.410	1:22.868
3	31.841	23.710	23.443	1:18.994
4	31.291	23.634	23.525	1:18.450
5	31.618	23.825	23.551	1:18.994
6	31.166	24.117	23.306	1:18.589
7	30.892	23.749	23.883	1:18.524
8	31.471	23.380	23.453	1:18.304
9	30.637	22.950	22.688	1:16.275
10	30.635	23.088	23.008	1:16.731
11	30.867	22.977	23.516	1:17.360

No.206 Kreutz, Patrick

1	32.572	20.871	20.088	1:13.531
2	26.619	20.328	20.180	1:07.127
3	27.140	20.829	20.305	1:08.274
4	27.635	21.121	20.290	1:09.046
5	26.854	21.019	20.513	1:08.386
6	27.663	21.068	20.137	1:08.868
7	26.747	20.651	21.034	1:08.432
8	27.534	21.168	20.846	1:09.548
9	26.884	20.202	20.650	1:07.736
10	27.701	20.243	20.302	1:08.246
11	26.899	20.333	20.352	1:07.584
12	26.799	20.272	20.243	1:07.314

No.211 Huber, Manuel

1	54.419	25.528	25.237	1:45.184
2	32.632	24.980	24.768	1:22.380

Laps	Sector 1	Sector 2	Sector 3	Lap Time
3	32.478	24.619	24.308	1:21.405
4	31.989	25.818	25.043	1:22.850
5	31.940	24.615	24.604	1:21.159
6	31.550	24.451	24.279	1:20.280
7	31.898	24.468	24.512	1:20.878
8	31.996	24.417	24.092	1:20.505
9	31.231	24.119	24.200	1:19.550
10	32.434	23.861	23.865	1:20.160

No.213 Bray, Daniel

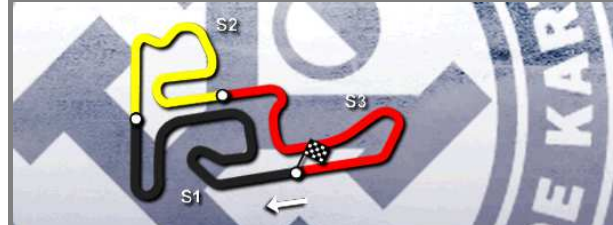
1	26.965	20.018	20.139	1:07.122
2	26.398	20.030	19.746	1:06.174
3	26.138	19.994	19.765	1:05.897
4	25.824	20.620	19.658	1:06.102
5	26.204	19.685	19.870	1:05.759
6	25.744	20.105	20.762	1:06.611
7	25.954	20.112	19.580	1:05.646
8	25.827	19.823	19.698	1:05.348
9	25.949	19.868	20.262	1:06.079
10	25.922	19.814	19.569	1:05.305
11	26.176	19.856	19.880	1:05.912
12	25.940	19.896	19.513	1:05.349

No.215 Buznikov, Philipp

1	29.517	20.561	20.615	1:10.693
2	27.131	20.694	20.876	1:08.701
3	27.607	20.777	20.941	1:09.325
4	27.097	21.838	21.637	1:10.572
5	27.025	21.492	21.426	1:09.943
6	26.720	20.855	19.945	1:07.520
7	31.702	20.555	20.630	1:12.887
8	27.018	22.446	26.189	1:15.653
9	27.230	21.124	20.652	1:09.006
10	27.137	21.292	21.694	1:10.123
11	27.154	21.207	19.805	1:08.166
12	26.405	21.532	20.108	1:08.045

No.220 Törnqvist, Person Benjamin

1	31.085	22.655	20.572	1:14.312
2	26.536	20.869	20.386	1:07.791
3	26.382	20.413	19.918	1:06.713
4	26.901	20.949	20.153	1:08.003
5	26.947	21.096	20.530	1:08.573
6	27.384	25.968	20.367	1:13.719
7	26.572	20.667	20.081	1:07.320
8	26.308	20.456	20.492	1:07.256
9	27.445	20.764	19.914	1:08.123
10	26.859	20.871	20.403	1:08.133
11	26.748	20.656	20.425	1:07.829
12	26.901	20.776	20.515	1:08.192



KZ2

Qualifying Heat E-G

Document 29

Starting Grid

Subject to scrutineering & sporting investigations

220	Törnqvist, Person Benjamin CRG / TM / B'stone		12	217	Oswald, Rene Tony Kart / Vortex / B'stone	
146	Dresen, Andreas CRG / TM / B'stone		11	156	Brucculeri, Adrien Tony Kart / Vortex / B'stone	
138	Specken, Guust Birel / TM / B'stone		10	129	Lundberg, Douglas Maranello / TM / B'stone	
173	Osmera, Jan Birel / TM / B'stone		9	206	Kreutz, Patrick CKR / De Bei / B'stone	
125	Christensen, Toke CRG / TM / B'stone		8	215	Buznikov, Philipp CRG / TM / B'stone	
166	Aceto, Massimo Righetti / TM / B'stone		7	135	Illgen, Kevin CRG / TM / B'stone	
211	Huber, Manuel DR / TM / B'stone		6	177	Dielissen, Casper RK / Modena Engines / B'stone	
141	Ghidella, Matteo BRM / Modena Engines / B'stone		5	143	Piccini, Alessio Tony Kart / Vortex / B'stone	
192	Bombardelli, Luca CKR / De Bei / B'stone		4	149	Palou, Alex CRG / Maxter / B'stone	
181	Hiltbrand, Pedro LH / Maxter / B'stone		3	140	Bizalion, Charly BRM / Modena Engines / B'stone	
197	Kappis, Patrick Birel / TM / B'stone		2	213	Bray, Daniel GP / TM / B'stone	
205	Paauwe, Menno Birel / TM / B'stone		1	200	Van Meever, Maks Lenzokart / TM / B'stone	

POLE POSITION



KZ2

Qualifying Heat D-F
Results

Document 52

Subject to scrutineering & sporting investigations

Rnk	No.	Entrant	Nat	Driver	Nat	Equipment	Laps	Gap	Interv.	Best Lap	Points
1	168	G-Star Raw Racing		Szymkowiak, Jules		Zanardi / TM / B'stone	12			1:11.773	0
2	126	Fiault, Charles		Fiault, Charles		Sodi / Parilla / B'stone	12	6.008	6.008	1:10.810	2
3	104	Birel Motorsport		Midrła, Jan		Birel / TM / B'stone	12	6.717	0.709	1:10.658	3
4	127	CRG Holland		Jeleniowski, Marcel		CRG / TM / B'stone	12	8.094	1.377	1:10.177	4
5	124	Maranello Kart		Tilloca, Luca		Maranello / TM / B'stone	12	8.283	0.189	1:09.521	5
6	165	Energy Corse		Johansson, Joel		Energy / TM / B'stone	12	8.727	0.444	1:09.504	6
7	180	KSM Racing Team		Schmitz, Alexander		Tony Kart / Vortex / B'stone	12	10.888	2.161	1:10.591	7
8	131	KSM Racing Team		Becker, Julian		Tony Kart / Vortex / B'stone	12	20.657	9.769	1:12.831	8
9	132	Hansen, Jonas		Hansen, Jonas		Maranello / Vortex / B'stone	12	25.725	5.068	1:10.928	9
10	151	CRG Holland		Rasmussen, Nikolaj		Dino / TM / B'stone	12	28.728	3.003	1:09.880	10
11	195	RS-Motorsport		Zimmermann, Tim		ART GP / TM / B'stone	12	29.693	0.965	1:11.972	11
12	194	RP Motorsport Team		Diesel, Felix		BRM / TM / B'stone	12	31.675	1.982	1:13.277	12
13	123	TBkart Srl		Brenna, Simone		TB Kart / Modena Engines / B'ston	12	32.304	0.629	1:13.183	13
14	152	CRG Holland		Schmidt, Dominik		CRG / TM / B'stone	12	32.445	0.141	1:12.430	14
15	157	De Gaye, Brice		De Gaye, Brice		CRG / Maxter / B'stone	12	32.569	0.124	1:12.861	15
16	108	CRG SpA		Tiene, Felice		CRG / Maxter / B'stone	12	34.699	2.130	1:11.609	16
17	193	Racing Motor DK		Poulsen, Lasse		LH / TM / B'stone	12	35.169	0.470	1:10.723	17
18	202	RK Racing Team		Gyr, Kevin		RK / TM / B'stone	12	37.668	2.499	1:12.047	18
19	169	Harmuth, Nicolas		Harmuth, Nicolas		GP / Maxter / B'stone	12	37.923	0.255	1:10.262	19
20	158	Dobla B.V.		Dontje, Milan		Energy / TM / B'stone	12	39.061	1.138	1:10.821	20
21	190	Marcon, Alessandro		Marcon, Nicola		Tony Kart / Vortex / B'stone	12	45.265	6.204	1:10.380	21
22	191	Marconi, Tommaso		Marconi, Tommaso		First / TM / B'stone	11	1 Lap	1 Lap	1:13.919	22
23	172	Joka Kart Team		Jilek, Michal		Birel / TM / B'stone	11	1 Lap	56.588	1:19.054	23
24	160	DR Srl		Rismyhr, Finn Erik		DR / TM / B'stone	9	3 Laps	2 Laps	1:18.018	24

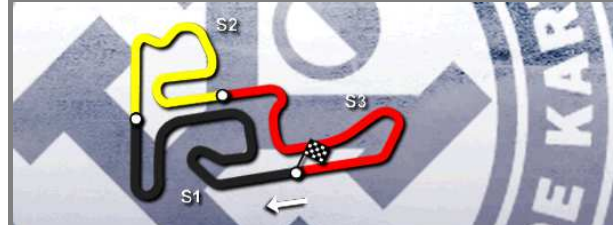
Leaders : No.104 Midrła, Jan (1-2) / No.168 Szymkowiak, Jules (3-12)

Start Time : 29/06 - 11:12:01

Best Lap : No.165 Johansson, Joel 1:09.504 70.44 Kph

Weather : Rainy Air : 14°C Track : Wet

Event Record : No.149 Palou, Alex 52.511 93.23 Kph



Genk 26 - 30.06.2013



CIK-FIA European Championship (Rd2)

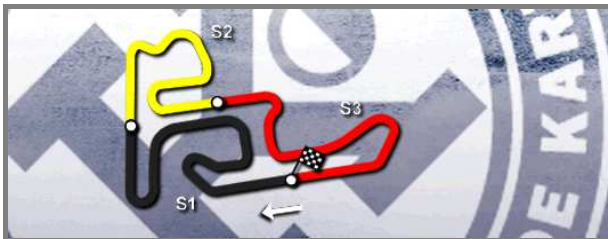
KZ2

Qualifying Heat D-F

Lap Chart

For information purposes. No official / regulatory value

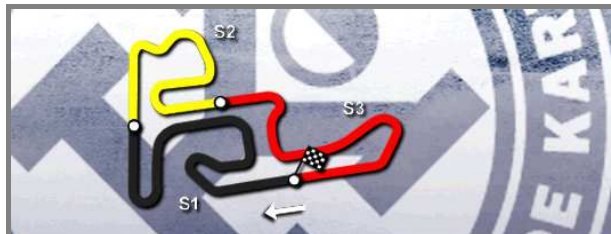
	1	2	3	4	5	6	7	8	9	10	11	12	13	14	15	16	17	18	19	20	21	22	23	24
Grid	157	160	168	126	180	104	191	165	132	190	123	131	202	158	152	172	193	124	195	194	151	127	169	108
Start	157	160	126	168	104	180	165	191	131	190	132	123	202	158	172	124	127	194	151	152	193	108	195	169
Lap 1 Interval	104	168 0.6	126 0.8	165 0.6	180 0.2	124 0.5	123 0.1	191 0.1	194 0.4	127 0.4	202 0.3	131 0.6	195 0.5	152 0.8	108 0.3	151 0.3	172 0.3	193 0.1	190 0.3	169 0.2	132 0.3	157 6.0	160 13.5	158 21.2
Lap 2	104	168 0.2	126 1.4	165 0.4	180 0.2	124 0.7	191 2.1	123 0.1	127 0.0	131 0.5	194 0.4	195 0.9	202 1.0	108 1.0	152 0.7	151 0.2	132 0.2	172 0.3	193 0.2	190 0.3	169 0.4	157 2.9	160 15.2	158 18.5
Lap 3	168	104 1.0	126 1.3	165 0.5	180 0.2	124 0.5	131 2.5	127 0.5	191 0.7	123 0.5	194 0.7	195 0.3	202 1.0	108 0.6	132 1.9	151 0.5	193 0.5	152 0.2	157 1.4	190 0.6	169 0.1	172 4.1	160 10.6	158 17.2
Lap 4	168	104 2.0	126 1.8	165 1.2	180 0.8	124 0.5	127 0.2	131 1.0	191 2.2	195 2.3	123 0.0	194 0.1	202 0.5	108 0.1	132 0.2	151 0.7	152 2.1	157 0.1	193 0.2	190 4.3	169 0.1	172 9.3	160 2.1	158 14.5
Lap 5	168	104 3.4	126 1.7	165 2.1	180 0.2	124 0.3	127 0.0	131 2.0	191 1.6	123 3.3	195 0.6	194 0.1	132 0.1	151 0.1	108 1.7	152 1.5	157 0.4	202 2.6	193 1.5	190 1.1	169 1.1	160 8.6	172 4.1	158 7.7
Lap 6	168	104 5.0	126 0.5	165 3.5	180 0.2	127 0.2	124 0.4	131 2.6	191 0.5	195 5.1	132 1.7	194 0.6	123 0.3	151 0.8	108 0.1	157 0.4	152 0.5	202 2.6	193 1.0	190 2.0	169 1.1	160 7.2	172 7.8	158 1.4
Lap 7	168	126 6.8	104 1.0	180 2.2	127 0.4	124 0.9	165 1.1	191 2.6	131 0.7	195 4.8	132 1.3	194 1.5	123 0.8	108 1.1	152 0.4	157 0.3	151 0.5	202 1.7	193 1.3	190 3.3	169 1.1	160 5.7	158 6.2	172 4.5
Lap 8	168	126 6.3	104 1.9	127 2.6	124 0.1	180 0.8	165 0.7	191 3.7	131 0.1	195 6.0	132 0.4	194 2.5	123 0.8	157 2.0	152 0.5	108 0.5	151 0.2	202 1.5	193 0.4	169 4.3	190 1.2	160 4.5	158 2.5	172 13.4
Lap 9	168	126 5.7	104 2.3	127 2.6	124 0.2	180 0.7	165 0.6	131 4.5	191 1.3	132 5.8	195 1.7	194 1.1	123 1.5	152 1.0	157 0.3	108 1.2	151 0.2	202 1.1	193 0.7	169 4.1	190 2.0	160 3.1	158 0.3	172 20.2
Lap 10	168	126 6.0	104 1.6	127 2.3	124 0.4	180 0.4	165 0.7	131 6.0	191 1.7	132 4.8	195 3.1	194 0.5	123 1.5	152 1.1	157 0.4	151 0.1	108 1.4	202 1.8	193 0.7	169 2.9	158 3.2	190 2.4	172 21.7	
Lap 11	168	126 6.9	104 0.8	127 1.8	124 0.8	165 0.4	180 1.0	131 7.5	191 0.4	132 6.5	195 2.9	194 0.6	123 0.4	152 0.2	157 0.5	152 0.3	108 3.0	193 1.3	202 1.1	169 2.0	158 0.5	190 6.6	172 29.9	
Lap 12	168	126 6.0	104 0.7	127 1.3	124 0.1	165 0.4	180 2.1	131 9.7	132 5.0	151 3.0	195 0.9	194 1.9	123 0.6	152 0.1	157 0.1	108 2.1	193 0.4	202 2.4	169 0.2	158 1.1	190 6.2			



KZ2 Qualifying Heat D-F
Lap Time Analysis

For information purposes. No official / regulatory value

Laps	Sector 1	Sector 2	Sector 3	Lap Time	Laps	Sector 1	Sector 2	Sector 3	Lap Time	Laps	Sector 1	Sector 2	Sector 3	Lap Time
No.104 Midrła, Jan					No.126 Fiault, Charles					No.132 Hansen, Jonas				
1	32.007	23.268	23.168	1:18.443	7	31.537	23.725	22.595	1:17.857	1	38.746	23.515	23.877	1:26.138
2	31.319	24.060	23.376	1:18.755	8	30.391	23.484	22.827	1:16.702	2	32.172	24.240	24.571	1:20.983
3	31.549	24.443	23.729	1:19.721	9	31.084	23.247	22.816	1:17.147	3	32.026	25.212	23.567	1:20.805
4	31.464	23.821	23.622	1:18.907	10	30.374	22.925	22.654	1:15.953	4	31.402	23.678	23.596	1:18.676
5	30.714	24.097	23.474	1:18.285	11	29.608	21.453	22.407	1:13.468	5	31.699	23.742	23.709	1:19.150
6	30.742	23.535	23.547	1:17.824	12	28.648	20.291	20.582	1:09.521	6	31.699	23.742	23.709	1:19.150
7	30.760	24.644	23.818	1:19.222	No.126 Fiault, Charles					7	32.603	24.018	23.826	1:20.447
8	30.717	23.596	23.227	1:17.540	1	32.898	23.884	23.520	1:20.302	8	31.557	23.445	23.388	1:18.390
9	30.641	23.380	22.993	1:17.014	2	30.959	24.349	23.587	1:18.895	9	30.913	23.512	23.740	1:18.165
10	30.496	22.818	22.732	1:16.046	3	31.103	24.450	23.811	1:19.364	10	30.965	23.665	23.534	1:18.164
11	30.039	21.568	21.963	1:13.570	4	31.749	24.067	23.624	1:19.440	11	30.750	22.596	23.355	1:16.701
12	29.198	20.353	21.107	1:10.658	5	30.793	23.618	23.778	1:18.189	12	30.909	21.383	23.305	1:15.597
No.108 Tiene, Felice					6	30.607	23.486	22.557	1:16.650	No.151 Rasmussen, Nikolaj				
1	33.417	24.669	24.835	1:22.921	7	30.636	23.558	23.396	1:17.590	1	34.122	25.028	24.486	1:23.636
2	32.419	24.777	24.357	1:21.553	8	30.393	22.991	23.241	1:16.625	2	32.525	24.746	24.903	1:22.174
3	31.988	24.110	23.945	1:20.043	9	30.021	23.231	23.346	1:16.598	3	32.131	25.464	23.986	1:21.581
4	31.868	24.223	24.284	1:20.375	10	30.421	23.043	23.362	1:16.826	4	31.250	23.884	23.722	1:18.856
5	32.265	25.087	23.953	1:21.305	11	29.906	22.072	22.335	1:14.313	5	31.434	23.783	23.328	1:18.545
6	31.156	25.277	24.135	1:20.568	12	28.863	20.301	21.646	1:10.810	6	32.785	25.746	23.682	1:22.213
7	31.941	24.085	23.895	1:19.921	No.127 Jeleniowski, Marcel					7	32.986	24.584	23.828	1:21.398
8	31.562	25.165	24.384	1:21.111	1	33.082	23.897	23.964	1:20.943	8	31.767	24.015	24.257	1:20.039
9	31.666	23.772	23.435	1:18.873	2	31.522	24.482	24.090	1:20.094	9	31.764	23.715	23.396	1:18.875
10	31.893	23.022	23.124	1:18.039	3	31.922	24.151	23.888	1:19.961	10	31.199	22.021	23.068	1:16.288
11	30.508	21.918	22.912	1:15.338	4	30.894	23.709	23.332	1:17.935	11	29.653	20.442	22.499	1:12.594
12	29.878	20.276	21.455	1:11.609	5	31.015	23.453	23.614	1:18.082	12	29.209	19.242	21.429	1:09.880
No.123 Brenna, Simone					6	31.089	23.526	23.140	1:17.755	No.152 Schmidt, Dominik				
1	32.883	23.434	24.125	1:20.442	7	30.963	23.345	23.074	1:17.382	1	33.692	24.939	24.361	1:22.992
2	31.790	24.911	24.403	1:21.104	8	30.897	23.533	23.087	1:17.517	2	32.207	25.504	24.869	1:22.580
3	33.010	23.983	24.428	1:21.421	9	30.691	23.061	23.304	1:17.056	3	32.618	25.255	24.707	1:22.580
4	33.248	24.052	24.946	1:22.246	10	30.041	22.855	22.785	1:15.681	4	31.549	24.742	23.978	1:20.269
5	31.865	23.868	23.651	1:19.384	11	29.481	21.472	22.145	1:13.098	5	31.684	24.504	23.497	1:19.685
6	31.783	26.684	23.930	1:22.397	12	29.044	19.954	21.179	1:10.177	6	31.508	24.481	24.121	1:20.110
7	31.956	23.770	24.026	1:19.752	No.131 Becker, Julian					7	31.341	24.667	23.270	1:19.278
8	31.553	23.928	23.647	1:19.128	1	34.483	24.210	24.091	1:22.784	8	32.237	24.248	23.648	1:20.133
9	31.838	23.833	23.666	1:19.337	2	31.546	24.114	24.059	1:19.719	9	30.863	24.066	22.884	1:17.813
10	31.245	22.524	23.660	1:17.429	3	31.314	23.583	23.999	1:18.896	10	31.346	23.062	23.120	1:17.528
11	30.177	21.441	23.045	1:14.663	4	31.916	23.749	23.791	1:19.456	11	30.667	20.868	22.841	1:14.376
12	29.527	21.902	21.754	1:13.183	5	32.112	23.525	23.482	1:19.119	12	29.322	21.636	21.472	1:12.430
No.124 Tilloca, Luca					6	31.813	23.558	23.457	1:18.828	No.157 De Gaye, Brice				
1	32.710	23.927	23.295	1:19.932	7	31.830	23.506	24.377	1:19.713	1	48.015	22.440	23.320	1:33.775
2	31.386	24.030	23.568	1:18.984	8	31.551	23.031	23.237	1:17.819	2	31.731	23.947	23.680	1:19.358
3	31.663	23.832	23.745	1:19.240	9	31.267	22.980	23.238	1:17.485	3	31.510	23.594	23.992	1:19.096
4	31.657	24.495	24.608	1:20.760	10	31.342	22.700	23.222	1:17.264	4	31.229	23.980	23.830	1:19.039
5	31.058	23.486	23.755	1:18.299	11	30.986	22.075	22.181	1:15.242	5	32.180	24.324	23.442	1:19.946
6	31.574	23.661	23.038	1:18.273	12	29.866	20.551	22.414	1:12.831	6	31.604	23.950	23.527	1:19.081



KZ2

Qualifying Heat D-F

Lap Time Analysis

For information purposes. No official / regulatory value

Laps	Sector 1	Sector 2	Sector 3	Lap Time
7	31.905	24.905	23.370	1:20.180
8	31.402	23.675	24.209	1:19.286
9	31.289	24.005	23.377	1:18.671
10	31.398	23.156	23.072	1:17.626
11	30.795	20.654	22.193	1:13.642
12	29.277	21.900	21.684	1:12.861

No.158 Dontje, Milan

1	1:18.223	23.892	24.423	2:06.538
2	31.274	23.589	23.645	1:18.508
3	31.025	23.537	23.468	1:18.030
4	30.755	23.286	22.987	1:17.028
5	30.372	22.983	22.864	1:16.219
6	29.954	22.804	23.328	1:16.086
7	30.671	22.774	22.796	1:16.241
8	29.916	22.617	22.602	1:15.135
9	30.275	22.549	22.920	1:15.744
10	30.370	22.247	22.432	1:15.049
11	29.381	20.438	21.875	1:11.694
12	29.197	20.232	21.392	1:10.821

No.160 Rismyhr, Finn Erik

1	58.602	24.198	24.401	1:47.201
2	31.583	25.142	24.407	1:21.132
3	31.850	23.834	23.686	1:19.370
4	32.082	23.931	23.671	1:19.684
5	32.007	23.507	23.374	1:18.888
6	31.111	23.902	23.676	1:18.689
7	31.721	24.055	23.537	1:19.313
8	31.529	23.868	23.384	1:18.781
9	31.025	23.557	23.436	1:18.018

No.165 Johansson, Joel

1	32.082	24.158	24.052	1:20.292
2	30.623	24.228	23.896	1:18.747
3	31.183	24.287	23.977	1:19.447
4	31.710	24.298	24.158	1:20.166
5	30.957	24.139	23.968	1:19.064
6	30.945	23.293	23.780	1:18.018
7	32.203	24.304	23.334	1:19.841
8	30.612	23.155	23.489	1:17.256
9	30.358	23.221	23.279	1:16.858
10	30.094	22.783	22.914	1:15.791
11	29.494	20.764	22.442	1:12.700
12	28.663	19.938	20.903	1:09.504

No.168 Szymkowiak, Jules

1	32.368	23.441	23.497	1:19.306
2	30.839	24.113	23.356	1:18.308
3	30.913	24.105	23.383	1:18.401

Laps	Sector 1	Sector 2	Sector 3	Lap Time
4	30.765	23.935	23.226	1:17.926
5	30.583	23.519	22.808	1:16.910
6	30.120	23.223	22.911	1:16.254
7	30.298	23.482	22.524	1:16.304
8	30.387	23.756	23.054	1:17.197
9	30.192	23.931	23.033	1:17.156
10	30.112	23.488	22.904	1:16.504
11	29.362	21.921	22.131	1:13.414
12	28.927	21.218	21.628	1:11.773

No.169 Harmuth, Nicolas

1	34.419	25.210	24.464	1:24.093
2	32.904	25.600	24.407	1:22.911
3	32.719	25.103	24.953	1:22.775
4	32.767	25.549	24.688	1:23.004
5	32.476	24.821	24.391	1:21.688
6	31.304	24.681	24.136	1:20.121
7	32.013	24.055	24.764	1:20.832
8	31.128	24.422	23.220	1:18.770
9	31.161	23.938	23.514	1:18.613
10	31.136	23.084	23.043	1:17.263
11	30.638	21.201	22.518	1:14.357
12	29.544	20.279	20.439	1:10.262

No.172 Jilek, Michal

1	34.371	25.076	25.208	1:24.655
2	32.667	25.477	24.292	1:22.436
3	36.422	25.558	26.095	1:28.075
4	33.263	25.938	28.975	1:28.176
5	35.129	24.770	25.293	1:25.192
6	33.138	24.753	24.553	1:22.444
7	32.636	24.403	25.157	1:22.196
8	33.235	25.726	25.091	1:24.052
9	33.579	24.638	24.291	1:22.508
10	31.647	22.872	24.535	1:19.054
11	31.666	21.965	30.477	1:24.108

No.180 Schmitz, Alexander

1	32.459	24.264	23.860	1:20.583
2	31.220	23.699	23.827	1:18.746
3	31.324	24.137	23.977	1:19.438
4	31.512	24.919	24.309	1:20.740
5	31.108	23.529	23.914	1:18.551
6	30.828	23.567	23.529	1:17.924
7	30.990	23.301	22.854	1:17.145
8	32.291	23.440	23.237	1:18.968
9	30.628	23.325	23.030	1:16.983
10	30.468	22.559	22.690	1:15.717
11	30.526	21.655	22.326	1:14.507
12	29.194	19.802	21.595	1:10.591

No.190 Marcon, Nicola

1	35.963	24.768	24.844	1:25.575
2	32.787	25.621	24.238	1:22.646
3	32.994	25.696	24.437	1:23.127
4	32.589	25.224	25.138	1:22.951
5	32.003	24.661	24.066	1:20.730
6	31.442	24.632	24.044	1:20.118
7	32.414	24.401	24.001	1:20.816
8	32.028	24.946	24.193	1:21.167
9	32.158	23.247	24.017	1:19.422
10	34.046	23.087	23.806	1:20.939
11	30.671	21.955	23.249	1:15.875
12	29.152	20.098	21.130	1:10.380

No.191 Marconi, Tommaso

1	33.513	24.331	23.400	1:21.244
2	32.255	24.271	24.233	1:20.759
3	32.944	23.969	24.076	1:20.989
4	32.409	24.011	23.960	1:20.380
5	31.429	23.660	23.445	1:18.534
6	31.205	23.331	23.177	1:17.713
7	30.939	23.578	23.975	1:18.492
8	31.248	23.368	23.735	1:18.351
9	32.266	23.213	23.503	1:18.982
10	31.245	23.187	23.297	1:17.729
11	30.314	21.248	22.357	1:13.919

No.193 Poulsen, Lasse

1	34.607	24.710	24.766	1:24.083
2	32.321	25.314	24.972	1:22.607
3	32.448	24.602	24.196	1:21.246
4	31.878	24.880	24.107	1:20.865
5	35.678	24.272	23.980	1:23.930
6	31.362	24.106	23.706	1:19.174
7	31.571	24.367	23.581	1:19.519
8	31.599	23.706	23.698	1:19.003
9	31.337	24.025	23.460	1:18.822
10	31.174	23.775	23.472	1:18.421
11	30.539	21.306	22.254	1:14.099
12	28.992	20.361	21.370	1:10.723

No.194 Diesel, Felix

1	32.771	24.054	23.662	1:20.487
2	32.288	25.077	24.200	1:21.565
3	32.125	25.169	23.768	1:21.062
4	32.680	24.349	24.593	1:21.622
5	32.064	24.311	23.671	1:20.046
6	32.307	25.083	23.817	1:21.207
7	31.645	23.992	23.641	1:19.278



KZ2

Qualifying Heat D-F

Lap Time Analysis

For information purposes. No official / regulatory value

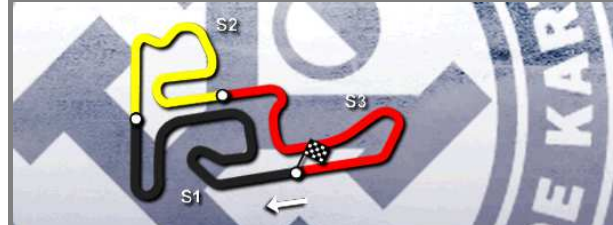
Laps	Sector 1	Sector 2	Sector 3	Lap Time
8	31.478	24.204	23.476	1:19.158
9	31.182	24.097	23.326	1:18.605
10	31.233	23.072	23.130	1:17.435
11	30.863	22.062	22.581	1:15.506
12	30.168	21.886	21.223	1:13.277

No.195 Zimmermann, Tim

1	32.752	24.524	24.391	1:21.667
2	31.872	24.757	24.018	1:20.647
3	31.783	24.654	23.987	1:20.424
4	31.679	24.353	25.054	1:21.086
5	31.610	24.150	24.344	1:20.104
6	31.192	23.906	23.842	1:18.940
7	31.520	23.775	23.565	1:18.860
8	31.266	24.091	23.673	1:19.030
9	31.870	24.856	23.654	1:20.380
10	31.426	23.431	23.175	1:18.032
11	31.050	21.949	22.415	1:15.414
12	30.192	20.228	21.552	1:11.972

No.202 Gyr, Kevin

1	33.671	24.242	23.807	1:21.720
2	32.594	25.755	24.450	1:22.799
3	31.951	24.429	24.078	1:20.458
4	32.219	24.252	24.339	1:20.810
5	32.405	29.810	23.896	1:26.111
6	31.908	23.873	23.921	1:19.702
7	32.027	23.523	23.693	1:19.243
8	31.930	23.735	24.212	1:19.877
9	31.815	23.387	23.282	1:18.484
10	31.568	23.494	23.353	1:18.415
11	31.481	21.967	22.599	1:16.047
12	30.081	20.593	21.373	1:12.047



KZ2

Qualifying Heat D-F

Document 28

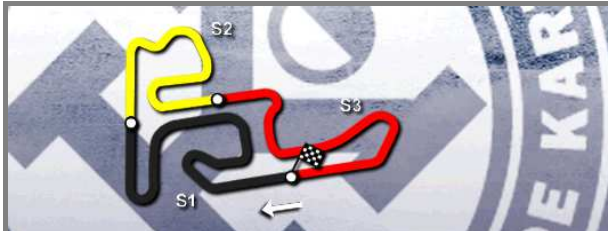
Starting Grid

Subject to scrutineering & sporting investigations

169	Harmuth, Nicolas GP / Maxter / B'stone		12	108	Tiene, Felice CRG / Maxter / B'stone	
151	Rasmussen, Nikolaj Dino / TM / B'stone		11	127	Jeleniowski, Marcel CRG / TM / B'stone	
195	Zimmermann, Tim ART GP / TM / B'stone		10	194	Diesel, Felix BRM / TM / B'stone	
193	Poulsen, Lasse LH / TM / B'stone		9	124	Tilloca, Luca Maranello / TM / B'stone	
152	Schmidt, Dominik CRG / TM / B'stone		8	172	Jilek, Michal Birel / TM / B'stone	
202	Gyr, Kevin RK / TM / B'stone		7	158	Dontje, Milan Energy / TM / B'stone	
123	Brenna, Simone TB Kart / Modena Engines / B'stone		6	131	Becker, Julian Tony Kart / Vortex / B'stone	
132	Hansen, Jonas Maranello / Vortex / B'stone		5	190	Marcon, Nicola Tony Kart / Vortex / B'stone	
191	Marconi, Tommaso First / TM / B'stone		4	165	Johansson, Joel Energy / TM / B'stone	
180	Schmitz, Alexander Tony Kart / Vortex / B'stone		3	104	Midrle, Jan Birel / TM / B'stone	
168	Szymkowiak, Jules Zanardi / TM / B'stone		2	126	Fiault, Charles Sodi / Parilla / B'stone	
157	De Gaye, Brice CRG / Maxter / B'stone		1	160	Rismyhr, Finn Erik DR / TM / B'stone	

POLE POSITION





Genk 26 - 30.06.2013



CIK-FIA European Championship (Rd2)

KZ2

**Qualifying Heat A-B
Results**

Document 51.1

Subject to scrutineering & sporting investigations

Rnk	No.	Entrant	Nat	Driver	Nat	Equipment	Laps	Gap	Interv.	Best Lap	Penalty	Points
1	207	DR Srl	ITA	Negro, Riccardo	DEU	DR / TM / B'stone	12			52.898		0
2	130	Maranello Kart	ITA	Zanchetta, Marco	ITA	Maranello / TM / B'stone	12	1.083	1.083	52.768		2
3	122	PDB Racing Team	NLD	Öberg, Victor	SWE	Gillard / TM / B'stone	12	3.530	2.447	53.044		3
4	199	Charles, Kenny	BEL	Charles, Kenny	BEL	Merlin / TM / B'stone	12	3.608	0.078	53.128		4
5	155	CRG Holland	NLD	Wiggers, Symen	NLD	CRG / TM / B'stone	12	5.118	1.510	53.170		5
6	133	Renda Motorsport	ITA	Romkema, Ricardo	NLD	Zanardi / TM / B'stone	12	5.857	0.739	53.259		6
7	174	Pescador, Jorge	ESP	Pescador, Jorge	ESP	Tony Kart / Vortex / B'stone	12	6.454	0.597	53.184		7
8	164	Energy Corse	ITA	Hays, Christopher	AUS	Energy / TM / B'stone	12	6.659	0.205	53.127		8
9	128	Da Silva, Clement	FRA	Da Silva, Clement	FRA	Birel / TM / B'stone	12	7.034	0.375	52.906		9
10	161	DTK Racing Team Poland	POL	Idzkowski, Bartosz	POL	CRG / Maxter / B'stone	12	7.710	0.676	53.113		10
11	144	Praga Kart Racing	CZE	Manetti, Alessandro	ITA	Praga / Parilla / B'stone	12	8.184	0.474	52.917		11
12	142	BRM Racing	ITA	Zanchi, Matteo	ITA	BRM / Modena Engines / B'stone	12	9.718	1.534	53.037		12
13	109	Harmonika Müller RT	AUT	Müller, Marcel	AUT	CRG / Modena Engines / B'stone	12	11.370	1.652	53.121		13
14	185	Maddox	NLD	Van Moorsel, Jordi	NLD	Maddox / TM / B'stone	12	11.864	0.494	53.380		14
15	163	Energy Corse	ITA	Faint, Jason	AUS	Energy / TM / B'stone	12	12.059	0.195	53.238		15
16	208	Solgat Motorsport	DEU	Pronenko, Danijl	UKR	Birel / TM / B'stone	12	15.161	3.102	53.503		16
17	162	Eisenbeis, Christian	DEU	Eisenbeis, Christian	DEU	CKR / TM / B'stone	12	17.592	2.431	53.618		17
18	216	Neva Ring	RUS	Gagen, Seva	RUS	Parolin / TM / B'stone	12	18.749	1.157	53.145		18
19	147	CRG Racing Germany	DEU	Weber, Johann Stefan	DEU	CRG / TM / B'stone	12	33.378	14.629	53.482		19
20	159	DR Srl	ITA	Gudmundsson, Filp	SWE	DR / TM / B'stone	12	33.814	0.436	53.383		20
21	154	CRG Holland	NLD	Törnqvist, Morgen	SWE	CRG / TM / B'stone	12	42.788	8.974	53.398	+10.000	21
22	209	Comer	ITA	Cunati, Simone	ITA	Top Kart / Parilla / B'stone	4	8 Laps	8 Laps	53.153		22
23	170	Kuovi, Jan	FIN	Kuovi, Jan	FIN	Rosso Korsä / TM / B'stone	4	8 Laps	5.428	55.074		23
24	148	CRG Holland	NLD	Kooijman, Finn	NLD	CRG / TM / B'stone	2	10 Laps	2 Laps	1:06.204		24

No.154 Törnqvist, Morgen : 10 sec time penalty for bad manoeuvre (art 2.24 CIK General Prescriptions). According to Stewards' Decision No.49.

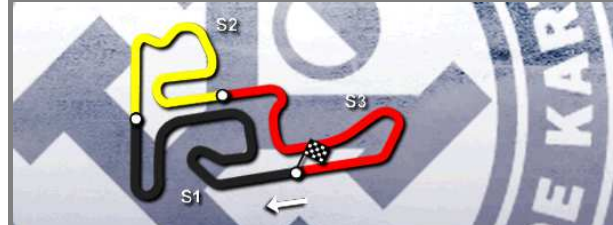
Start Time : 29/06 - 10:53:03

Weather : Cloudy Air : 14°C Track : Drying

Leaders : No.122 Öberg, Victor (1-2) / No.207 Negro, Riccardo (3-12)

Best Lap : No.130 Zanchetta, Marco 52.768 92.78 Kph

Event Record : No.149 Palou, Alex 52.511 93.23 Kph



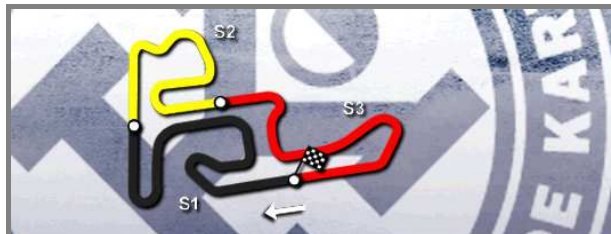
KZ2

Qualifying Heat A-B

Lap Chart

For information purposes. No official / regulatory value

	1	2	3	4	5	6	7	8	9	10	11	12	13	14	15	16	17	18	19	20	21	22	23	24
Grid	199	122	207	174	155	159	142	133	130	185	154	161	164	216	128	144	147	208	163	148	162	109	170	209
Start	122	199	174	207	159	155	133	142	185	130	161	216	154	164	144	208	147	148	128	109	209	163	162	170
Lap 1 Interval	122	174 0.5	207 0.2	199 0.2	159 0.3	130 0.2	133 0.1	155 0.3	142 0.4	154 0.6	164 0.2	161 1.5	144 0.0	185 0.0	163 1.0	128 0.1	208 0.2	209 0.1	170 0.5	162 0.1	109 0.7	216 2.2	147 16.9	148 6.7
Lap 2	122	207 0.3	174 0.3	199 0.2	130 0.0	159 0.2	133 0.1	155 0.2	142 0.5	154 0.4	164 0.1	144 2.6	161 0.2	185 0.5	128 0.0	209 0.5	163 0.4	208 0.1	170 1.0	109 0.3	162 0.3	216 1.2	147 17.3	148 18.4
Lap 3	207	122 0.3	174 0.1	130 0.1	199 0.3	133 0.6	155 0.2	159 0.2	142 0.2	154 0.1	164 0.1	144 2.6	161 0.2	128 0.1	209 1.1	163 0.7	185 0.2	208 0.1	109 0.4	162 0.9	170 0.0	216 0.4	147 17.7	
Lap 4	207	122 1.0	199 0.4	130 0.3	174 0.2	133 0.2	155 0.1	159 0.2	142 0.2	154 0.2	164 0.2	144 2.2	161 0.2	128 0.1	209 0.9	163 1.3	185 0.4	109 0.5	208 0.2	162 0.8	216 0.3	170 1.7	147 16.1	
Lap 5	207	122 1.4	130 0.1	199 0.3	174 0.4	155 0.4	159 0.1	133 0.0	164 0.5	154 0.6	144 1.7	161 0.1	128 0.1	142 1.6	163 0.8	185 0.3	109 0.1	208 0.5	216 1.1	162 1.2	147 16.8			
Lap 6	207	130 1.9	122 0.2	199 0.1	174 1.3	155 0.2	159 0.2	133 0.2	164 0.1	154 0.1	144 1.6	128 0.2	161 0.6	142 1.8	163 0.5	185 0.1	109 0.2	208 0.6	216 0.7	162 2.3	147 16.1			
Lap 7	207	130 1.7	122 0.5	199 0.2	155 1.7	174 0.2	133 0.4	154 0.4	159 0.0	164 0.2	144 0.5	128 0.2	161 0.8	142 1.9	185 0.8	109 0.6	163 0.3	208 0.1	216 0.1	162 2.9	147 15.8			
Lap 8	207	130 1.8	122 0.6	199 0.3	155 1.7	174 0.3	133 0.4	159 0.7	154 0.3	164 0.0	144 0.4	128 0.1	161 0.4	142 1.7	185 1.3	109 0.3	163 0.6	208 1.3	216 2.2	147 2.4	159 13.2			
Lap 9	207	130 1.5	122 1.0	199 0.1	155 1.7	133 0.8	174 0.6	159 0.2	164 0.2	154 0.3	128 0.4	161 0.3	144 0.2	142 1.4	185 1.3	109 0.1	163 0.7	208 1.9	216 2.3	147 2.2	159 13.2			
Lap 10	207	130 1.2	122 1.5	199 0.1	155 1.7	133 0.7	174 0.6	164 0.3	159 0.0	154 0.2	128 0.2	161 0.6	144 0.2	142 1.2	109 1.7	185 0.2	163 0.4	208 2.3	216 2.4	147 1.9	159 13.4			
Lap 11	207	130 1.1	122 1.9	199 0.2	155 1.4	133 0.8	174 0.7	164 0.2	128 0.4	161 0.5	144 0.6	142 1.1	109 1.8	185 0.2	163 0.3	208 2.8	162 2.4	216 1.5	154 13.4	147 0.7	159 0.3			
Lap 12	207	130 1.0	122 2.4	199 0.0	155 1.5	133 0.7	174 0.5	164 0.2	128 0.3	161 0.6	144 0.4	142 1.5	109 1.6	185 0.4	163 0.1	208 3.1	162 2.4	216 1.1	154 14.0	147 0.5	159 0.4			



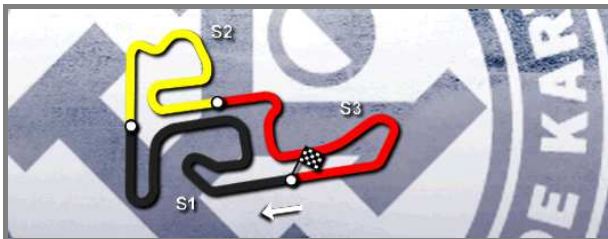
KZ2

Qualifying Heat A-B

Lap Time Analysis

For information purposes. No official / regulatory value

Laps	Sector 1	Sector 2	Sector 3	Lap Time	Laps	Sector 1	Sector 2	Sector 3	Lap Time	Laps	Sector 1	Sector 2	Sector 3	Lap Time
No.109 Müller, Marcel					No.133 Romkema, Ricardo					No.147 Weber, Johann Stefan				
1	26.999	18.930	16.707	1:02.636	7	20.862	15.872	16.034	52.768	1	47.662	17.431	16.846	1:21.939
2	21.611	16.294	16.800	54.705	8	20.914	15.952	16.152	53.018	2	21.722	16.404	16.397	54.523
3	21.341	16.204	16.216	53.761	9	20.928	16.093	16.295	53.316	3	21.361	16.242	16.412	54.015
4	21.349	16.073	16.362	53.784	10	21.266	16.013	16.058	53.337	4	21.444	16.286	16.190	53.920
5	20.999	16.057	16.123	53.179	11	21.028	15.892	15.989	52.909	5	21.318	16.211	16.170	53.699
6	21.187	16.322	16.059	53.568	12	20.980	15.979	16.116	53.075	6	21.237	16.067	16.178	53.482
7	21.579	16.159	16.138	53.876	No.148 Kooijman, Finn					7	21.225	16.116	16.177	53.518
8	21.103	15.932	16.086	53.121	1	24.488	16.710	16.572	57.770	8	21.187	16.166	16.297	53.650
9	21.003	16.138	16.253	53.394	2	21.309	16.313	16.243	53.865	9	21.539	16.309	16.231	54.079
10	21.261	16.077	16.261	53.599	3	21.280	16.624	16.290	54.194	10	21.480	16.160	16.228	53.868
11	21.155	16.059	16.186	53.400	4	21.188	16.148	16.311	53.647	11	21.285	16.501	16.428	54.214
12	21.103	16.048	16.109	53.260	5	21.110	16.053	16.690	53.853	12	21.193	16.130	16.241	53.564
No.122 Öberg, Victor					No.142 Zanchi, Matteo					No.154 Törnqvist, Morgen				
1	23.947	16.458	16.433	56.838	1	24.967	16.830	16.619	58.416	1	24.596	17.208	16.497	58.301
2	21.526	16.402	16.427	54.355	2	21.532	16.141	16.250	53.923	2	21.310	16.157	16.223	53.690
3	21.399	16.197	16.643	54.239	3	21.142	16.363	16.558	54.063	3	21.147	16.124	16.511	53.782
4	21.472	16.063	16.270	53.805	4	21.161	16.104	16.286	53.551	4	21.289	16.271	16.061	53.621
5	21.134	16.045	16.228	53.407	5	22.762	18.252	17.081	58.095	5	21.647	16.299	16.228	54.174
6	21.140	16.404	16.136	53.680	6	21.627	16.204	16.219	54.050	6	21.138	16.185	16.075	53.398
7	21.032	15.918	16.094	53.044	7	21.221	15.923	16.118	53.262	7	21.157	16.075	16.561	53.793
8	21.020	15.974	16.158	53.152	8	21.011	15.892	16.134	53.037	8	21.647	16.129	16.178	53.954
9	21.081	16.191	16.422	53.694	9	21.062	16.126	16.368	53.556	9	21.468	16.219	16.308	53.995
10	21.453	16.114	16.223	53.790	10	21.280	15.952	16.062	53.294	10	21.211	16.116	16.105	53.432
11	21.181	16.025	16.176	53.382	11	21.231	16.071	16.065	53.367	11	21.216	40.777	16.421	1:18.414
12	21.079	16.053	16.398	53.530	12	21.061	16.131	16.231	53.423	12	21.370	16.156	16.244	53.770
No.128 Da Silva, Clement					No.144 Manetti, Alessandro					No.155 Wiggers, Symen				
1	26.592	17.577	16.667	1:00.836	1	25.599	17.384	16.986	59.969	1	25.009	16.607	16.619	58.235
2	21.555	16.306	16.247	54.108	2	21.817	16.391	16.431	54.639	2	21.493	16.175	16.162	53.830
3	21.474	15.935	16.053	53.462	3	21.570	16.064	16.235	53.869	3	21.202	16.670	16.303	54.175
4	21.118	16.136	16.104	53.358	4	21.135	16.019	16.172	53.326	4	21.123	16.167	16.225	53.515
5	21.097	16.029	16.146	53.272	5	20.999	16.195	16.161	53.355	5	21.134	16.103	16.246	53.483
6	21.307	15.934	16.033	53.274	6	21.357	15.925	16.094	53.376	6	21.670	16.263	16.138	54.071
7	20.978	15.871	16.057	52.906	7	21.015	15.806	16.096	52.917	7	21.101	16.134	16.093	53.328
8	21.519	15.979	16.103	53.601	8	21.569	15.954	16.126	53.649	8	21.029	16.000	16.142	53.171
9	21.265	16.110	16.428	53.803	9	21.253	16.204	17.072	54.529	9	21.095	16.158	16.303	53.556
10	21.252	15.814	16.091	53.157	10	21.317	15.973	16.207	53.497	10	21.459	16.186	16.170	53.815
11	21.139	16.124	15.942	53.205	11	21.104	16.315	16.064	53.483	11	21.114	15.951	16.105	53.170
12	20.986	15.818	16.221	53.025	12	21.018	15.885	16.097	53.000	12	21.136	16.075	16.183	53.394
No.130 Zanchetta, Marco					No.159 Gudmundsson, Filp									
1	24.079	16.703	16.302	57.084	1	24.526	16.721	16.405	57.652					
2	21.191	16.186	16.240	53.617	2	21.310	16.491	16.294	54.095					
3	21.297	16.139	16.188	53.624	3	21.287	16.938	16.628	54.853					
4	21.729	16.431	16.063	54.223										
5	20.905	15.888	16.042	52.835										
6	21.105	16.092	16.064	53.261										



KZ2 Qualifying Heat A-B
Lap Time Analysis

For information purposes. No official / regulatory value

Laps	Sector 1	Sector 2	Sector 3	Lap Time
4	21.192	16.124	16.235	53.551
5	21.110	16.127	16.146	53.383
6	21.452	16.607	16.137	54.196
7	21.103	16.323	16.901	54.327
8	21.371	15.992	16.134	53.497
9	21.145	16.248	16.393	53.786
10	21.276	16.167	16.385	53.828
11	21.304	41.489	16.968	1:19.761
12	21.271	16.115	16.272	53.658

No.161 Idzkowski, Bartosz

1	25.906	17.431	17.129	1:00.466
2	21.932	16.669	16.324	54.925
3	21.468	16.206	16.179	53.853
4	21.075	16.130	16.148	53.353
5	21.020	16.116	16.141	53.277
6	21.864	16.127	16.066	54.057
7	21.017	16.156	15.991	53.164
8	20.985	16.034	16.148	53.167
9	21.126	16.190	16.374	53.690
10	21.213	16.075	16.136	53.424
11	20.965	16.136	16.012	53.113
12	21.024	16.096	16.062	53.182

No.162 Eisenbeis, Christian

1	26.720	18.156	16.660	1:01.536
2	21.756	16.827	17.257	55.840
3	21.540	16.352	16.455	54.347
4	21.429	16.143	16.371	53.943
5	21.277	17.043	16.728	55.048
6	21.728	16.191	16.341	54.260
7	21.360	16.194	16.267	53.821
8	21.229	16.141	16.421	53.791
9	21.328	16.300	16.595	54.223
10	21.536	16.174	16.346	54.056
11	21.280	16.167	16.265	53.712
12	21.212	16.113	16.293	53.618

No.163 Faint, Jason

1	26.283	17.530	16.636	1:00.449
2	21.620	16.769	16.787	55.176
3	21.621	16.456	16.404	54.481
4	21.151	16.151	16.371	53.673
5	21.132	16.158	16.260	53.550
6	21.202	16.236	16.301	53.739
7	21.862	16.520	16.251	54.633
8	21.103	16.075	16.248	53.426
9	21.166	16.062	16.272	53.500
10	21.155	16.116	16.275	53.546
11	21.059	15.987	16.192	53.238

Laps	Sector 1	Sector 2	Sector 3	Lap Time
12	21.199	15.974	16.209	53.382

No.164 Hays, Christopher

1	25.219	16.868	16.409	58.496
2	21.352	16.075	16.150	53.577
3	21.197	16.151	16.478	53.826
4	21.238	16.322	16.139	53.699
5	21.148	16.037	16.072	53.257
6	21.269	16.540	16.111	53.920
7	21.472	16.111	16.627	54.210
8	21.715	16.014	16.031	53.760
9	21.202	16.159	16.204	53.565
10	21.312	16.044	16.151	53.507
11	21.029	16.169	16.010	53.208
12	21.058	16.013	16.056	53.127

No.170 Kuovi, Jan

1	26.507	17.974	16.808	1:01.289
2	21.834	16.652	16.771	55.257
3	21.653	16.713	16.708	55.074
4	22.360	16.822	16.853	56.035

No.174 Pescador, Jorge

1	24.112	16.493	16.382	56.987
2	21.411	16.340	16.698	54.449
3	21.316	16.198	16.254	53.768
4	21.576	16.609	16.407	54.592
5	21.121	16.007	16.218	53.346
6	21.869	16.183	16.274	54.326
7	21.324	16.380	16.128	53.832
8	21.108	15.992	16.150	53.250
9	21.189	17.134	16.428	54.751
10	21.397	16.137	16.137	53.671
11	21.157	16.051	16.096	53.304
12	21.078	16.006	16.100	53.184

No.185 Van Moorsel, Jordi

1	26.591	17.382	16.778	1:00.751
2	21.971	16.810	16.538	55.319
3	22.120	16.772	16.800	55.692
4	21.566	16.108	16.146	53.820
5	21.184	16.097	16.244	53.525
6	21.147	16.098	16.239	53.484
7	21.164	16.118	16.154	53.436
8	21.189	16.097	16.212	53.498
9	21.127	16.173	16.254	53.554
10	21.239	16.104	16.667	54.010
11	21.144	16.118	16.118	53.380
12	21.161	16.108	16.247	53.516

No.199 Charles, Kenny

1	24.284	16.957	16.632	57.873
2	21.281	16.291	16.545	54.117
3	21.325	16.483	16.235	54.043
4	21.232	16.157	16.192	53.581
5	21.107	16.265	16.095	53.467
6	21.088	16.149	16.175	53.412
7	21.051	15.958	16.119	53.128
8	21.045	16.003	16.139	53.187
9	21.071	16.184	16.318	53.573
10	21.460	16.151	16.157	53.768
11	21.274	16.002	16.190	53.466
12	21.050	16.022	16.279	53.351

No.207 Negro, Riccardo

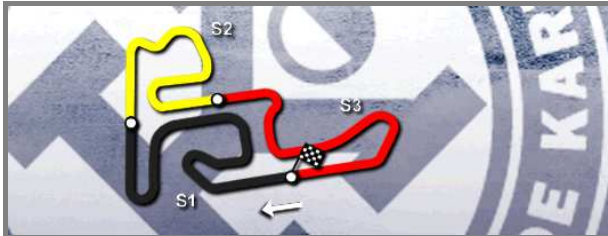
1	24.514	16.434	16.310	57.258
2	21.298	16.283	16.285	53.866
3	21.212	16.191	16.183	53.586
4	21.040	15.957	16.097	53.094
5	20.969	15.922	16.095	52.986
6	21.017	15.901	16.021	52.939
7	20.995	15.883	16.020	52.898
8	20.930	15.893	16.121	52.944
9	21.032	16.214	16.403	53.649
10	21.342	16.132	16.129	53.603
11	21.063	15.936	16.058	53.057
12	20.966	15.999	16.151	53.116

No.208 Pronenko, Danijl

1	26.901	17.690	16.678	1:01.269
2	21.917	16.418	16.517	54.852
3	21.643	16.543	16.552	54.738
4	21.635	16.125	16.697	54.457
5	21.186	16.106	16.211	53.503
6	21.330	16.100	16.191	53.621
7	21.321	16.300	16.138	53.759
8	21.258	16.041	17.382	54.681
9	21.394	16.294	16.417	54.105
10	21.487	16.228	16.235	53.950
11	21.261	16.179	16.221	53.661
12	21.325	16.148	16.208	53.681

No.209 Cunati, Simone

1	26.763	17.792	16.586	1:01.141
2	21.421	16.516	16.259	54.196
3	21.650	16.277	16.176	54.103
4	21.069	16.032	16.052	53.153



Genk 26 - 30.06.2013



KZ2

CIK-FIA European Championship (Rd2)

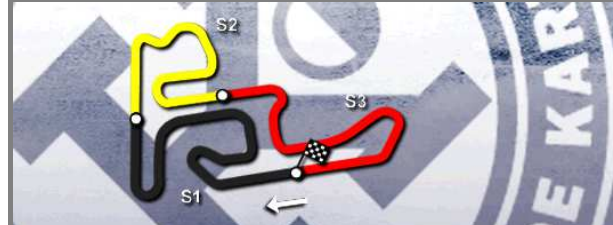


KZ2

**Qualifying Heat A-B
Lap Time Analysis**

For information purposes. No official / regulatory value

Laps	Sector 1	Sector 2	Sector 3	Lap Time
No.216 Gagen, Seva				
1	24.549	24.280	16.757	1:05.586
2	21.581	16.314	16.167	54.062
3	21.226	16.089	16.307	53.622
4	21.424	16.111	16.212	53.747
5	21.049	16.296	16.176	53.521
6	21.064	16.001	16.080	53.145
7	20.996	16.096	16.132	53.224
8	21.230	16.092	21.817	59.139
9	21.565	16.231	16.297	54.093
10	21.358	16.106	16.226	53.690
11	21.165	16.115	16.094	53.374
12	21.062	16.060	16.073	53.195



KZ2

Qualifying Heat A-B

Document 27

Starting Grid

Subject to scrutineering & sporting investigations

170	Kuovi, Jan Rosso Korsä / TM / B'stone		12	209	Cunati, Simone Top Kart / Parilla / B'stone	
162	Eisenbeis, Christian CKR / TM / B'stone		11	109	Müller, Marcel CRG / Modena Engines / B'stone	
163	Faint, Jason Energy / TM / B'stone		10	148	Kooijman, Finn CRG / TM / B'stone	
147	Weber, Johann Stefan CRG / TM / B'stone		9	208	Pronenko, Danijl Birel / TM / B'stone	
128	Da Silva, Clement Birel / TM / B'stone		8	144	Manetti, Alessandro Praga / Parilla / B'stone	
164	Hays, Christopher Energy / TM / B'stone		7	216	Gagen, Seva Parolin / TM / B'stone	
154	Törnqvist, Morgen CRG / TM / B'stone		6	161	Idzkowski, Bartosz CRG / Maxter / B'stone	
130	Zanchetta, Marco Maranello / TM / B'stone		5	185	Van Moorsel, Jordi Maddox / TM / B'stone	
142	Zanchi, Matteo BRM / Modena Engines / B'stone		4	133	Romkema, Ricardo Zanardi / TM / B'stone	
155	Wiggers, Symen CRG / TM / B'stone		3	159	Gudmundsson, Filp DR / TM / B'stone	
207	Negro, Riccardo DR / TM / B'stone		2	174	Pescador, Jorge Tony Kart / Vortex / B'stone	
199	Charles, Kenny Merlin / TM / B'stone		1	122	Öberg, Victor Gillard / TM / B'stone	

POLE POSITION





Genk 26 - 30.06.2013



CIK-FIA European Championship (Rd2)

KZ2

**Qualifying Heat C-D
Results**

Document 47.1

Subject to scrutineering & sporting investigations

Rnk	No.	Entrant	Nat	Driver	Nat	Equipment	Laps	Gap	Interv.	Best Lap	Penalty	Points
1	201	DR Srl	ITA	Antonsen, Emil	NOR	DR / TM / B'stone	12			52.589		0
2	176	KK '1'	HRV	Habulin, Kristijan	HRV	CRG / Modena Engines / B'stone	12	0.934	0.934	52.571		2
3	180	KSM Racing Team	DEU	Schmitz, Alexander	DEU	Tony Kart / Vortex / B'stone	12	1.314	0.380	52.567		3
4	168	G-Star Raw Racing	BEL	Szymkowiak, Jules	NLD	Zanardi / TM / B'stone	12	1.698	0.384	52.631		4
5	184	Mach 1 Motorsport	DEU	Norris, John	IRL	Mach 1 / TM / B'stone	12	3.109	1.411	52.846		5
6	139	Goudant, Cédric	FRA	Roy, Maxime	FRA	Tony Kart / Vortex / B'stone	12	3.521	0.412	52.724		6
7	204	Praga Kart Racing	CZE	Maxa, Radim	CZE	Praga / Parilla / B'stone	12	4.663	1.142	52.724		7
8	123	TBkart Srl	ITA	Brenna, Simone	ITA	TB Kart / Modena Engines / B'stone	12	6.514	1.851	52.681		8
9	137	AVG Racing	NLD	Kremers, Marijn	NLD	Birel / TM / B'stone	12	7.141	0.627	52.958		9
10	151	CRG Holland	NLD	Rasmussen, Nikolaj	DNK	Dino / TM / B'stone	12	7.509	0.368	52.723		10
11	191	Marconi, Tommaso	ITA	Marconi, Tommaso	ITA	First / TM / B'stone	12	8.305	0.796	52.979		11
12	210	Comer	ITA	Savona, Federico	ITA	Top Kart / TM / B'stone	12	8.531	0.226	52.721		12
13	152	CRG Holland	NLD	Schmidt, Dominik	DEU	CRG / TM / B'stone	12	8.877	0.346	53.077		13
14	136	AVG Racing	NLD	Bos, Jeroen	NLD	Birel / TM / B'stone	12	9.098	0.221	52.833		14
15	202	RK Racing Team	AUT	Gyr, Kevin	CHE	RK / TM / B'stone	12	11.340	2.242	53.153		15
16	132	Hansen, Jonas	DNK	Hansen, Jonas	DNK	Maranello / Vortex / B'stone	12	12.063	0.723	53.149		16
17	157	De Gaye, Brice	FRA	De Gaye, Brice	FRA	CRG / Maxter / B'stone	12	12.120	0.057	53.038		17
18	193	Racing Motor DK	DNK	Poulsen, Lasse	DNK	LH / TM / B'stone	12	12.915	0.795	53.308		18
19	182	Pescador, Luis	ESP	Prosperi, Enrico	ESP	Tony Kart / Vortex / B'stone	12	13.474	0.559	53.355		19
20	153	CRG Holland	NLD	Steeman, Pepijn	NLD	CRG / TM / B'stone	12	16.540	3.066	53.399		20
21	188	Maranello Kart	ITA	Movsesian, Serkos	ITA	Maranello / TM / B'stone	12	20.272	3.732	53.800		21
22	169	Harmuth, Nicolas	FRA	Harmuth, Nicolas	FRA	GP / Maxter / B'stone	12	26.316	6.044	53.628		22
23	195	RS-Motorsport	DEU	Zimmermann, Tim	DEU	ART GP / TM / B'stone	12	31.952	5.636	52.845	+10.000	23
24	150	CRG Holland	NLD	Pex, Yard	NLD	CRG / TM / B'stone	0	12 Laps	12 Laps			24

No.195 Zimmermann, Tim : 10 sec time penalty for bad manoeuvre (art 2.24 CIK General Prescriptions). According to Stewards' Decision No.40.

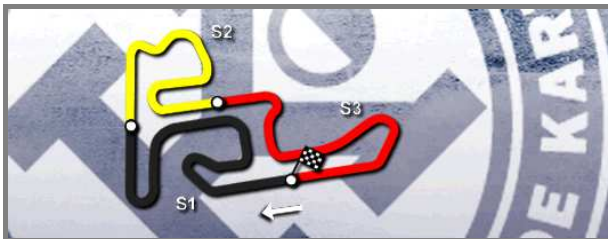
Start Time : 28/06 - 17:06:38

Weather : Cloudy Air : 16°C Track : Dry

Leaders : No.176 Habulin, Kristijan (1-2) / No.201 Antonsen, Emil (3-12)

Best Lap : No.180 Schmitz, Alexander 52.567 93.13 Kph

Event Record : No.149 Palou, Alex 52.511 93.23 Kph



Genk 26 - 30.06.2013



CIK-FIA European Championship (Rd2)

KZ2

Qualifying Heat C-D

Lap Chart

For information purposes. No official / regulatory value

	1	2	3	4	5	6	7	8	9	10	11	12	13	14	15	16	17	18	19	20	21	22	23	24
Grid	176	157	201	168	184	180	137	191	139	132	136	123	204	202	150	152	153	193	182	195	210	151	188	169
Start	176	201	157	168	180	184	137	191	139	123	132	136	204	202	150	152	195	193	151	182	169	188	210	153
Lap 1 Interval	176	201 0.2	180 0.2	168 0.4	184 0.2	137 0.2	191 0.1	139 0.1	123 0.3	204 0.2	132 0.4	202 0.4	152 0.3	151 0.2	136 0.0	169 0.3	193 0.0	210 0.2	182 0.3	188 0.4	157 0.2	153 0.2	120 12.0	195
Lap 2	176	201 0.2	180 0.1	168 0.4	184 0.2	137 0.6	191 0.3	139 0.0	204 0.4	123 0.6	132 0.1	202 0.2	152 0.0	151 0.2	136 0.1	210 1.3	193 0.1	182 0.2	157 0.3	153 1.5	188 0.3	169 5.6	195 4.5	195
Lap 3	201	180 0.2	176 0.2	168 0.2	184 0.2	139 1.1	137 0.0	204 0.4	191 0.5	132 0.1	123 0.8	152 0.1	151 0.4	136 0.1	202 0.0	210 0.2	193 0.6	182 0.1	157 0.1	153 1.9	188 0.6	169 6.9	195 2.5	195
Lap 4	201	180 0.2	176 0.1	168 0.2	184 0.3	139 1.3	204 0.6	137 0.2	132 0.7	191 0.0	123 0.2	152 0.3	151 0.3	136 0.3	210 0.4	202 0.1	193 0.7	157 0.3	182 0.2	153 1.8	188 1.0	169 7.0	195 1.6	195
Lap 5	201	180 0.2	176 0.2	168 0.3	184 0.1	139 1.4	204 0.5	137 0.4	123 1.4	191 0.1	152 0.2	151 0.4	132 0.2	210 0.1	136 0.3	202 0.1	157 0.4	193 0.1	182 0.5	153 1.7	188 1.3	169 7.0	195 0.8	195
Lap 6	201	180 0.2	176 0.1	168 0.5	184 0.3	139 1.3	204 0.4	137 0.8	123 1.1	191 0.3	152 0.1	151 0.4	210 0.9	132 0.2	136 0.0	202 0.3	157 0.1	193 0.2	182 0.3	153 2.4	188 1.1	169 7.1	195 0.2	195
Lap 7	201	180 0.2	176 0.1	168 0.7	184 0.4	139 1.2	204 0.7	137 0.7	123 1.0	191 0.3	152 0.2	151 0.2	210 0.9	136 0.4	202 0.4	132 0.2	157 0.2	193 0.3	182 0.4	153 2.3	188 1.5	195 7.0	169 0.6	169
Lap 8	201	180 0.5	176 0.2	168 0.5	184 0.4	139 1.1	204 0.9	137 1.0	123 0.5	191 0.6	151 0.3	152 0.0	210 0.7	136 0.6	202 0.9	132 0.1	157 0.0	193 0.6	182 0.5	153 2.3	188 2.1	195 6.0	169 1.2	169
Lap 9	201	176 1.0	180 0.3	168 0.2	184 0.5	139 0.9	204 0.9	137 1.5	123 0.1	191 0.8	151 0.0	152 0.4	210 0.3	136 0.7	202 1.2	132 0.7	157 0.2	193 0.2	182 0.4	153 2.2	188 2.8	195 4.9	169 1.8	169
Lap 10	201	176 0.9	180 0.3	168 0.2	184 0.7	139 0.8	204 1.0	123 1.7	137 0.1	151 0.8	191 0.3	210 0.3	152 0.1	136 0.5	202 1.4	132 0.7	157 0.1	193 0.5	182 0.5	153 2.2	188 3.5	195 3.7	169 2.5	169
Lap 11	201	176 0.9	180 0.3	168 0.3	184 1.0	139 0.7	204 1.1	123 1.6	137 0.6	151 0.4	191 0.6	210 0.1	152 0.4	136 0.3	202 1.8	132 0.7	157 0.2	193 0.5	182 0.5	153 2.3	188 3.9	195 2.6	169 3.4	169
Lap 12	201	176 0.9	180 0.3	168 0.3	184 1.4	139 0.4	204 1.1	123 1.8	137 0.6	151 0.3	191 0.7	210 0.2	152 0.3	136 0.2	202 2.2	132 0.7	157 0.0	193 0.7	182 0.5	153 3.0	188 3.7	195 1.6	169 4.3	169



KZ2

Qualifying Heat C-D

Lap Time Analysis

For information purposes. No official / regulatory value

Laps	Sector 1	Sector 2	Sector 3	Lap Time
No.123 Brenna, Simone				
1	23.714	16.576	16.352	56.642
2	21.422	16.498	16.991	54.911
3	21.896	16.450	16.217	54.563
4	21.120	15.868	16.091	53.079
5	21.224	16.414	16.123	53.761
6	21.022	15.841	16.053	52.916
7	21.177	15.813	16.043	53.033
8	20.919	15.753	16.009	52.681
9	21.004	15.803	16.017	52.824
10	21.069	15.904	16.091	53.064
11	20.976	15.753	16.014	52.743
12	21.006	15.819	16.135	52.960

Laps	Sector 1	Sector 2	Sector 3	Lap Time
No.132 Hansen, Jonas				
1	24.152	16.721	16.373	57.246
2	21.306	16.330	16.747	54.383
3	21.276	15.993	16.256	53.525
4	21.273	16.154	16.282	53.709
5	21.838	16.735	16.528	55.101
6	21.114	16.667	16.166	53.947
7	21.352	16.446	16.135	53.933
8	20.972	16.081	16.228	53.281
9	21.594	16.038	16.101	53.733
10	21.033	15.948	16.168	53.149
11	21.318	15.954	16.119	53.391
12	20.996	15.955	16.313	53.264

Laps	Sector 1	Sector 2	Sector 3	Lap Time
No.136 Bos, Jeroen				
1	24.333	16.894	16.988	58.215
2	21.625	16.218	16.264	54.107
3	21.644	16.539	16.240	54.423
4	21.197	15.986	16.110	53.293
5	21.117	16.525	16.757	54.399
6	21.113	16.355	16.012	53.480
7	21.104	15.959	16.061	53.124
8	20.935	15.902	16.091	52.928
9	20.945	15.897	15.991	52.833
10	21.063	15.894	16.019	52.976
11	20.931	15.934	16.074	52.939
12	20.982	15.905	16.029	52.916

Laps	Sector 1	Sector 2	Sector 3	Lap Time
No.137 Kremers, Marijn				
1	23.388	16.632	16.397	56.417
2	21.529	16.209	16.255	53.993
3	21.306	16.209	16.428	53.943
4	21.566	16.423	16.212	54.201
5	21.164	15.977	16.177	53.318
6	21.032	16.044	16.139	53.215

Laps	Sector 1	Sector 2	Sector 3	Lap Time
7	21.051	15.924	16.174	53.149
8	21.086	16.007	16.100	53.193
9	21.112	15.950	16.164	53.226
10	21.121	16.150	16.089	53.360
11	21.080	16.027	16.116	53.223
12	21.027	15.898	16.033	52.958

Laps	Sector 1	Sector 2	Sector 3	Lap Time
No.139 Roy, Maxime				
1	23.618	16.586	16.215	56.419
2	21.587	16.438	16.105	54.130
3	21.096	16.192	16.227	53.515
4	21.174	16.112	16.098	53.384
5	21.092	15.980	16.030	53.102
6	21.035	15.963	16.009	53.007
7	20.940	15.951	15.997	52.888
8	20.953	15.886	15.915	52.754
9	21.009	15.880	15.895	52.784
10	20.872	15.907	16.033	52.812
11	20.971	15.904	15.935	52.810
12	20.931	15.875	15.918	52.724

Laps	Sector 1	Sector 2	Sector 3	Lap Time
No.151 Rasmussen, Nikolaj				
1	23.938	16.874	16.573	57.385
2	21.381	16.150	16.454	53.985
3	21.612	16.555	16.314	54.481
4	21.012	15.978	16.066	53.056
5	21.150	16.623	16.182	53.955
6	21.066	15.950	16.010	53.026
7	20.989	15.938	16.027	52.954
8	20.907	15.912	16.020	52.839
9	20.943	15.812	15.968	52.723
10	21.186	15.871	16.070	53.127
11	20.929	15.876	16.021	52.826
12	20.938	15.890	16.075	52.903

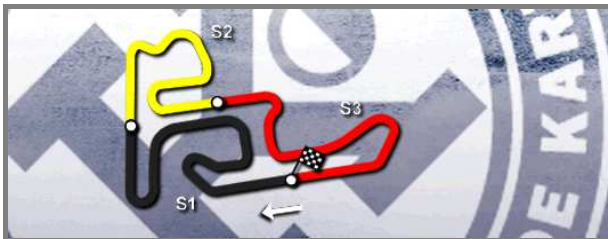
Laps	Sector 1	Sector 2	Sector 3	Lap Time
No.152 Schmidt, Dominik				
1	24.094	16.815	16.537	57.446
2	21.403	16.238	16.290	53.931
3	21.539	16.559	16.222	54.320
4	21.107	16.002	16.092	53.201
5	21.332	16.323	16.146	53.801
6	21.042	16.025	16.010	53.077
7	21.012	16.077	16.038	53.127
8	20.930	15.975	16.229	53.134
9	21.113	15.993	16.041	53.147
10	21.132	16.064	16.326	53.522
11	21.054	16.044	16.045	53.143
12	21.047	15.929	16.103	53.079

Laps	Sector 1	Sector 2	Sector 3	Lap Time
No.153 Steeman, Pepijn				
1	24.583	16.865	16.886	58.334
2	22.016	16.991	16.577	55.584
3	21.437	16.223	16.451	54.111
4	21.227	16.208	16.350	53.785
5	21.191	16.050	16.405	53.646
6	21.204	16.569	16.350	54.123
7	21.102	16.107	16.274	53.483
8	21.124	16.044	16.364	53.532
9	21.136	16.013	16.266	53.415
10	21.091	16.029	16.279	53.399
11	21.137	16.077	16.386	53.600
12	21.180	16.115	16.761	54.056

Laps	Sector 1	Sector 2	Sector 3	Lap Time
No.157 De Gaye, Brice				
1	27.863	16.863	16.584	1:01.310
2	21.615	16.242	16.426	54.283
3	21.260	16.151	16.268	53.679
4	21.283	16.074	16.252	53.609
5	21.046	16.048	16.246	53.340
6	21.016	16.227	16.189	53.432
7	21.116	16.320	16.151	53.587
8	20.950	16.013	16.121	53.084
9	21.685	16.125	16.118	53.928
10	20.966	15.946	16.126	53.038
11	21.303	16.016	16.165	53.484
12	20.955	15.941	16.195	53.091

Laps	Sector 1	Sector 2	Sector 3	Lap Time
No.168 Szymkowiak, Jules				
1	23.558	16.553	16.410	56.521
2	21.228	16.028	16.241	53.497
3	21.178	16.195	16.117	53.490
4	21.059	15.948	16.064	53.071
5	21.202	15.944	16.032	53.178
6	21.034	15.877	16.029	52.940
7	21.021	15.902	16.011	52.934
8	20.905	15.841	16.010	52.756
9	21.001	15.941	15.996	52.938
10	20.910	15.807	15.953	52.670
11	20.894	15.836	15.962	52.692
12	20.874	15.773	15.984	52.631

Laps	Sector 1	Sector 2	Sector 3	Lap Time
No.169 Harmuth, Nicolas				
1	23.855	16.928	16.605	57.388
2	24.235	17.966	21.177	1:03.378
3	22.689	16.370	16.586	55.645
4	21.450	16.166	16.712	54.328
5	21.440	16.242	16.306	53.988
6	21.312	16.238	16.372	53.922



KZ2

Qualifying Heat C-D

Lap Time Analysis

For information purposes. No official / regulatory value

Laps	Sector 1	Sector 2	Sector 3	Lap Time
7	21.558	16.526	16.357	54.441
8	21.310	16.121	16.278	53.709
9	21.175	16.125	16.349	53.649
10	21.179	16.113	16.336	53.628
11	21.291	16.167	16.397	53.855
12	21.268	16.097	16.358	53.723

No.176 Habulin, Kristijan

1	23.388	16.332	16.315	56.035
2	21.232	16.079	16.211	53.522
3	21.119	16.849	16.106	54.074
4	21.004	15.990	16.049	53.043
5	21.266	15.858	15.998	53.122
6	20.877	15.886	15.962	52.725
7	20.880	15.935	15.931	52.746
8	21.039	15.939	15.969	52.947
9	21.063	15.842	16.003	52.908
10	20.850	15.861	15.929	52.640
11	20.874	15.820	15.918	52.612
12	20.814	15.823	15.934	52.571

No.180 Schmitz, Alexander

1	23.184	16.365	16.382	55.931
2	21.145	16.136	16.159	53.440
3	21.023	16.274	16.137	53.434
4	21.018	16.069	16.080	53.167
5	21.077	15.869	16.035	52.981
6	20.958	15.864	15.973	52.795
7	20.874	15.905	15.970	52.749
8	21.036	15.890	15.998	52.924
9	21.591	15.953	15.966	53.510
10	20.821	15.857	15.966	52.644
11	20.822	15.857	15.926	52.605
12	20.800	15.816	15.951	52.567

No.182 Prosperi, Enrico

1	24.244	16.910	17.020	58.174
2	22.191	16.180	16.327	54.698
3	21.349	16.143	16.324	53.816
4	21.716	16.087	16.276	54.079
5	21.283	16.136	16.312	53.731
6	21.210	16.107	16.124	53.441
7	21.313	16.161	16.179	53.653
8	21.200	16.083	16.232	53.515
9	21.214	16.108	16.155	53.477
10	21.180	16.107	16.166	53.453
11	21.195	16.094	16.151	53.440
12	21.143	16.101	16.111	53.355

Laps	Sector 1	Sector 2	Sector 3	Lap Time
1	23.521	16.576	16.378	56.475
2	21.231	16.099	16.260	53.590
3	21.142	16.071	16.232	53.445
4	21.009	16.030	16.118	53.157
5	21.077	15.919	16.000	52.996
6	21.060	15.991	16.063	53.114
7	21.014	15.946	16.056	53.016
8	20.934	15.920	15.992	52.846
9	21.014	15.898	16.035	52.947
10	20.938	15.923	16.051	52.912
11	20.955	15.909	16.082	52.946
12	20.953	15.977	16.109	53.039

No.184 Norris, John

1	23.521	16.576	16.378	56.475
2	21.231	16.099	16.260	53.590
3	21.142	16.071	16.232	53.445
4	21.009	16.030	16.118	53.157
5	21.077	15.919	16.000	52.996
6	21.060	15.991	16.063	53.114
7	21.014	15.946	16.056	53.016
8	20.934	15.920	15.992	52.846
9	21.014	15.898	16.035	52.947
10	20.938	15.923	16.051	52.912
11	20.955	15.909	16.082	52.946
12	20.953	15.977	16.109	53.039

No.188 Movsesian, Serkos

1	24.749	16.910	16.776	58.435
2	22.610	16.832	17.059	56.501
3	21.647	16.290	16.400	54.337
4	21.452	16.345	16.393	54.190
5	21.397	16.201	16.400	53.998
6	21.334	16.286	16.271	53.891
7	21.498	16.108	16.297	53.903
8	21.421	16.341	16.356	54.118
9	21.392	16.259	16.437	54.088
10	21.510	16.358	16.300	54.168
11	21.378	16.269	16.355	54.002
12	21.282	16.234	16.284	53.800

No.191 Marconi, Tommaso

1	23.606	16.600	16.305	56.511
2	21.633	16.359	16.220	54.212
3	21.407	16.378	16.893	54.678
4	21.282	16.163	16.504	53.949
5	21.309	16.654	16.150	54.113
6	21.086	16.011	16.037	53.134
7	21.031	15.942	16.006	52.979
8	20.984	15.970	16.044	52.998
9	20.975	15.978	16.079	53.032
10	21.538	15.977	16.055	53.570
11	21.065	15.951	16.065	53.081
12	21.064	15.944	16.062	53.070

No.193 Poulsen, Lasse

1	24.672	16.849	16.558	58.079
2	22.424	16.212	16.502	55.138
3	21.406	16.152	16.324	53.882
4	21.266	16.134	16.197	53.597
5	21.226	16.106	16.531	53.863
6	21.272	16.161	16.159	53.592

Laps	Sector 1	Sector 2	Sector 3	Lap Time
7	21.231	16.186	16.173	53.590
8	21.125	16.148	16.130	53.403
9	21.252	16.159	16.149	53.560
10	21.089	16.066	16.198	53.353
11	21.201	16.097	16.197	53.495
12	21.189	15.984	16.135	53.308

No.195 Zimmermann, Tim

1	38.780	16.530	16.535	1:11.845
2	21.475	16.277	16.347	54.099
3	21.269	16.175	16.180	53.624
4	21.159	16.080	16.188	53.427
5	21.057	16.029	16.153	53.239
6	21.085	16.064	16.104	53.253
7	21.388	16.127	16.100	53.615
8	21.072	15.973	16.072	53.117
9	21.056	15.936	16.020	53.012
10	20.958	15.973	16.021	52.952
11	20.952	15.893	16.043	52.888
12	20.927	15.876	16.042	52.845

No.201 Antonsen, Emil

1	23.339	16.366	16.326	56.031
2	21.164	16.113	16.191	53.468
3	21.052	16.190	16.128	53.370
4	21.122	15.999	16.098	53.219
5	21.010	15.842	16.084	52.936
6	20.959	15.800	16.015	52.774
7	20.918	15.827	16.027	52.772
8	20.878	15.766	15.980	52.624
9	20.872	15.747	15.988	52.607
10	20.920	15.830	15.980	52.730
11	20.834	15.778	15.977	52.589
12	20.894	15.757	15.980	52.631

No.202 Gyr, Kevin

1	24.042	16.821	16.526	57.389
2	21.376	16.241	16.624	54.241
3	21.718	16.627	16.649	54.994
4	21.352	16.013	16.376	53.741
5	21.193	16.370	16.475	54.038
6	21.152	16.321	16.179	53.652
7	21.060	16.077	16.094	53.231
8	20.941	16.076	16.374	53.391
9	21.072	15.963	16.163	53.198
10	20.995	16.013	16.145	53.153
11	21.192	16.024	16.145	53.361
12	21.025	15.967	16.296	53.288



KZ2

Qualifying Heat C-D

Lap Time Analysis

For information purposes. No official / regulatory value

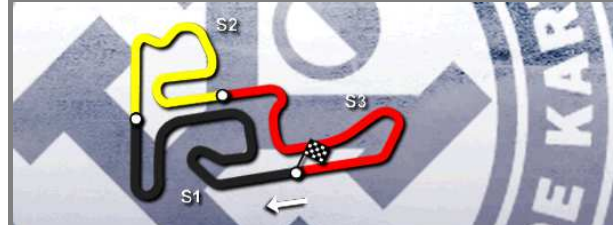
Laps	Sector 1	Sector 2	Sector 3	Lap Time
------	----------	----------	----------	----------

No.204 Maxa, Radim

Laps	Sector 1	Sector 2	Sector 3	Lap Time
1	23.613	16.591	16.402	56.606
2	21.281	16.519	16.224	54.024
3	21.047	16.330	16.169	53.546
4	21.200	16.096	16.168	53.464
5	21.029	15.940	16.121	53.090
6	20.891	15.927	16.060	52.878
7	21.203	15.900	16.068	53.171
8	20.958	15.887	16.068	52.913
9	20.929	15.826	16.043	52.798
10	21.053	15.869	16.036	52.958
11	20.965	15.881	16.038	52.884
12	20.852	15.838	16.034	52.724

No.210 Savona, Federico

Laps	Sector 1	Sector 2	Sector 3	Lap Time
1	24.216	16.813	16.480	57.509
2	22.288	16.261	16.176	54.725
3	21.002	16.089	16.286	53.377
4	21.297	16.029	16.070	53.396
5	21.036	16.372	16.225	53.633
6	21.062	16.360	16.077	53.499
7	21.013	15.907	16.067	52.987
8	20.914	15.824	15.983	52.721
9	20.939	15.856	15.955	52.750
10	21.019	15.882	16.110	53.011
11	20.983	15.852	16.044	52.879
12	21.146	15.916	16.074	53.136



KZ2

Qualifying Heat C-D

Document 26

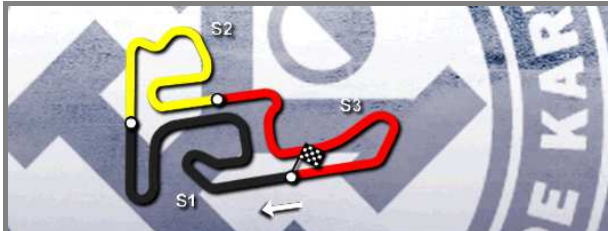
Starting Grid

Subject to scrutineering & sporting investigations

188	Movsesian, Serkos Maranello / TM / B'stone		12	169	Harmuth, Nicolas GP / Maxter / B'stone	
210	Savona, Federico Top Kart / TM / B'stone		11	151	Rasmussen, Nikolaj Dino / TM / B'stone	
182	Prosperi, Enrico Tony Kart / Vortex / B'stone		10	195	Zimmermann, Tim ART GP / TM / B'stone	
153	Steeman, Pepijn CRG / TM / B'stone		9	193	Poulsen, Lasse LH / TM / B'stone	
150	Pex, Yard CRG / TM / B'stone		8	152	Schmidt, Dominik CRG / TM / B'stone	
204	Maxa, Radim Praga / Parilla / B'stone		7	202	Gyr, Kevin RK / TM / B'stone	
136	Bos, Jeroen Birel / TM / B'stone		6	123	Brenna, Simone TB Kart / Modena Engines / B'stone	
139	Roy, Maxime Tony Kart / Vortex / B'stone		5	132	Hansen, Jonas Maranello / Vortex / B'stone	
137	Kremers, Marijn Birel / TM / B'stone		4	191	Marconi, Tommaso First / TM / B'stone	
184	Norris, John Mach 1 / TM / B'stone		3	180	Schmitz, Alexander Tony Kart / Vortex / B'stone	
201	Antonsen, Emil DR / TM / B'stone		2	168	Szymkowiak, Jules Zanardi / TM / B'stone	
176	Habulin, Kristijan CRG / Modena Engines / B'stone		1	157	De Gaye, Brice CRG / Maxter / B'stone	

POLE POSITION





Genk 26 - 30.06.2013



CIK-FIA European Championship (Rd2)

KZ2

**Qualifying Heat B-E
Results**

Document 46.1

Subject to scrutineering & sporting investigations

Rnk	No.	Entrant	Nat	Driver	Nat	Equipment	Laps	Gap	Interv.	Best Lap	Penalty	Points
1	181	LH Racing Team	SWE	Hiltbrand, Pedro	ESP	LH / Maxter / B'stone	12			52.723		0
2	205	Paauperkarting	NLD	Paauwe, Menno	NLD	Birel / TM / B'stone	12	0.350	0.350	52.877		2
3	122	PDB Racing Team	NLD	Öberg, Victor	SWE	Gillard / TM / B'stone	12	0.412	0.062	52.783		3
4	197	Solgat Motorsport	DEU	Kappis, Patrick	DEU	Birel / TM / B'stone	12	1.210	0.798	52.845		4
5	141	BRM Racing	ITA	Ghidella, Matteo	ITA	BRM / Modena Engines / B'stone	12	1.502	0.292	52.772		5
6	133	Renda Motorsport	ITA	Romkema, Ricardo	NLD	Zanardi / TM / B'stone	12	2.287	0.785	52.807		6
7	174	Pescador, Jorge	ESP	Pescador, Jorge	ESP	Tony Kart / Vortex / B'stone	12	3.393	1.106	52.906		7
8	209	Comer	ITA	Cunati, Simone	ITA	Top Kart / Parilla / B'stone	12	4.212	0.819	52.825		8
9	159	DR Srl	ITA	Gudmundsson, Filp	SWE	DR / TM / B'stone	12	5.075	0.863	53.000		9
10	192	CKR	ITA	Bombardelli, Luca	ITA	CKR / De Bei / B'stone	12	6.831	1.756	53.159		10
11	185	Maddox	NLD	Van Moorsel, Jordi	NLD	Maddox / TM / B'stone	12	7.000	0.169	53.082		11
12	211	DR Germany	DEU	Huber, Manuel	DEU	DR / TM / B'stone	12	7.552	0.552	53.010		12
13	166	Gold Kart Racing Team	ITA	Aceto, Massimo	ITA	Righetti / TM / B'stone	12	7.965	0.413	52.997		13
14	148	CRG Holland	NLD	Kooijman, Finn	NLD	CRG / TM / B'stone	12	8.164	0.199	53.028		14
15	138	AVG Racing	NLD	Specken, Guust	NLD	Birel / TM / B'stone	12	8.851	0.687	52.794		15
16	220	CRG Holland	NLD	Törnqvist, Person Benjamin	SWE	CRG / TM / B'stone	12	9.473	0.622	53.146		16
17	161	DTK Racing Team Poland	POL	Idzkowski, Bartosz	POL	CRG / Maxter / B'stone	12	10.726	1.253	52.958		17
18	208	Solgat Motorsport	DEU	Pronenko, Danijl	UKR	Birel / TM / B'stone	12	11.237	0.511	53.256		18
19	146	CRG Racing Germany	DEU	Dresen, Andreas	DEU	CRG / TM / B'stone	12	11.561	0.324	53.231		19
20	109	Harmonika Müller RT	AUT	Müller, Marcel	AUT	CRG / Modena Engines / B'stone	12	12.735	1.174	52.925	+3.000	20
21	125	J.S. Racing	DNK	Christensen, Toke	DNK	CRG / TM / B'stone	12	17.616	4.881	53.157		21
22	173	Joka Kart Team	CZE	Osmera, Jan	CZE	Birel / TM / B'stone	12	18.193	0.577	53.289		22
23	144	Praga Kart Racing	CZE	Manetti, Alessandro	ITA	Praga / Parilla / B'stone	3	9 Laps	9 Laps	53.922		23
24	216	Neva Ring	RUS	Gagen, Seva	RUS	Parolin / TM / B'stone	0	12 Laps	3 Laps			24

No.109 Müller, Marcel : Penalty for exceeding noise limit up to 1 dB / art. 11.G CIK-FIA Specific Regulations. According to Stewards' Decision No.38.

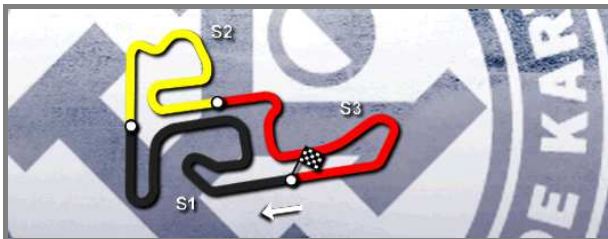
Leaders : No.205 Paauwe, Menno (1-1) / No.122 Öberg, Victor (2-3) / No.205 Paauwe, Menno (4-11) / No.181 Hiltbrand, Pedro (12-12)

Start Time : 28/06 - 16:46:49

Best Lap : No.181 Hiltbrand, Pedro 52.723 92.86 Kph

Weather : Cloudy Air : 16°C Track : Dry

Event Record : No.149 Palou, Alex 52.511 93.23 Kph



Genk 26 - 30.06.2013



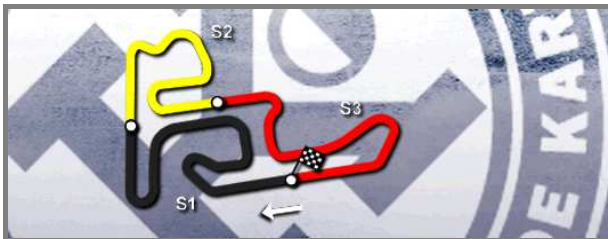
CIK-FIA European Championship (Rd2)

KZ2

**Qualifying Heat B-E
Lap Chart**

For information purposes. No official / regulatory value

	1	2	3	4	5	6	7	8	9	10	11	12	13	14	15	16	17	18	19	20	21	22	23	24	
Grid	122	205	174	197	159	181	133	192	185	141	161	211	216	166	144	125	208	173	148	138	109	146	209	220	
Start	122	205	197	181	159	174	133	192	141	185	211	166	161	125	173	216	144	138	208	148	109	209	146	220	
Lap 1 Interval	205	122 0.2	197 0.2	181 0.7	159 0.4	174 0.3	141 0.2	192 0.2	185 0.2	166 0.4	133 0.0	211 0.3	209 0.2	148 0.4	138 0.7	208 1.1	146 0.3	220 0.3	173 0.3	109 0.2	161 1.4	125 5.9	144 18.0		
Lap 2	122	205 0.2	197 0.3	181 0.4	174 1.1	141 0.3	192 0.4	159 0.0	133 0.1	185 0.0	209 0.6	211 0.6	166 0.2	138 0.6	148 0.0	208 1.0	146 0.4	220 0.1	109 2.3	161 0.6	173 0.6	125 4.7	144 17.8		
Lap 3	122	205 0.2	197 0.2	181 0.4	174 1.2	141 0.1	159 0.6	185 0.4	133 0.1	209 0.4	192 0.2	166 0.2	211 0.1	138 0.4	148 0.2	208 0.9	146 0.4	220 0.0	109 2.4	161 0.5	173 1.2	125 4.3	144 17.6		
Lap 4	205	122 0.1	197 0.1	181 0.0	141 1.8	174 0.1	159 0.4	133 0.3	209 0.5	185 0.2	192 0.2	211 0.5	166 0.0	138 0.2	148 0.1	208 1.2	220 0.2	146 0.3	109 1.9	161 0.5	173 2.2	125 3.7			
Lap 5	205	122 0.3	197 0.2	181 0.1	141 1.3	174 0.3	159 0.2	133 0.1	209 0.5	185 0.6	192 0.2	166 1.7	148 0.5	211 0.3	220 0.2	208 0.3	146 0.4	138 0.5	109 0.1	161 0.4	173 3.4	125 3.0			
Lap 6	205	122 0.5	181 0.2	197 0.3	141 0.9	174 0.5	133 0.2	209 1.2	159 0.3	185 0.2	192 0.1	166 1.8	148 0.1	211 0.5	220 0.2	208 0.3	146 0.5	138 0.8	109 0.1	161 0.2	173 4.4	125 1.9			
Lap 7	205	122 0.3	181 0.2	197 0.3	141 1.0	133 0.7	174 0.4	209 0.8	159 0.4	192 0.9	185 0.3	166 1.1	211 0.2	148 0.1	220 0.1	208 0.4	146 0.4	138 0.5	109 0.1	161 0.2	173 5.2	125 1.3			
Lap 8	205	122 0.1	181 0.1	197 0.4	141 1.0	133 0.8	174 0.5	209 1.2	159 0.2	192 1.0	185 0.3	211 1.2	166 0.2	148 0.2	220 0.1	208 0.3	146 0.4	138 0.1	109 0.3	161 0.2	173 5.8	125 1.0			
Lap 9	205	122 0.2	181 0.2	197 0.3	141 1.0	133 0.8	174 0.5	209 1.1	159 0.3	192 1.2	185 0.2	211 1.0	166 0.3	148 0.1	220 0.4	208 0.3	138 0.4	146 0.1	109 0.1	161 0.2	173 6.2	125 0.5			
Lap 10	205	122 0.1	181 0.1	197 0.4	141 1.1	133 0.7	174 0.6	209 1.0	159 0.6	192 1.2	185 0.3	211 0.8	166 0.3	148 0.2	220 0.6	138 0.4	208 0.2	109 0.5	161 0.3	146 0.4	173 5.7	125 0.4			
Lap 11	205	181 0.1	122 0.3	197 0.3	141 0.9	133 0.7	174 0.8	209 1.0	159 0.7	192 1.4	185 0.2	211 0.7	166 0.3	148 0.2	220 0.7	138 0.0	109 0.9	208 0.3	161 0.0	146 0.5	125 6.4	173 0.4			
Lap 12	181	205 0.3	122 0.0	197 0.7	141 0.2	133 0.7	174 1.1	209 0.8	159 0.8	192 1.7	185 0.1	211 0.5	166 0.4	148 0.1	138 0.6	220 0.6	109 0.2	161 0.9	208 0.5	146 0.3	125 6.0	173 0.5			



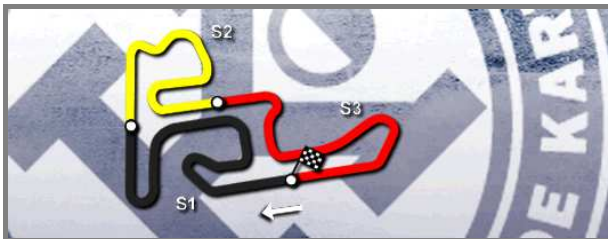
KZ2

Qualifying Heat B-E

Lap Time Analysis

For information purposes. No official / regulatory value

Laps	Sector 1	Sector 2	Sector 3	Lap Time	Laps	Sector 1	Sector 2	Sector 3	Lap Time	Laps	Sector 1	Sector 2	Sector 3	Lap Time
No.109 Müller, Marcel					No.108 Specken, Guust					No.148 Kooijman, Finn				
1	26.985	17.925	17.014	1:01.924	7	21.038	15.938	16.081	53.057	10	21.129	15.988	17.086	54.203
2	21.657	17.879	16.757	56.293	8	20.993	15.964	16.067	53.024	11	21.161	15.990	16.149	53.300
3	21.409	16.236	16.338	53.983	9	20.991	15.887	16.047	52.925	12	21.216	16.251	16.223	53.690
4	21.160	15.996	16.250	53.406	10	20.937	15.917	16.029	52.883	No.149 Kooijman, Finn				
5	20.999	16.008	16.179	53.186	11	20.966	15.847	16.016	52.829	1	25.333	17.110	16.529	58.972
6	21.584	16.147	16.062	53.793	12	20.902	15.886	16.019	52.807	2	21.787	16.506	17.132	55.425
7	21.131	15.911	16.020	53.062	No.138 Specken, Guust					3	21.547	16.214	16.288	54.049
8	20.987	15.957	16.077	53.021	1	26.007	17.276	16.453	59.736	4	21.159	16.088	16.269	53.516
9	21.032	16.092	16.045	53.169	2	21.301	16.427	16.910	54.638	5	21.613	17.055	16.163	54.831
10	21.226	15.848	16.197	53.271	3	21.441	16.199	16.184	53.824	6	21.063	16.063	16.203	53.329
11	20.917	16.027	16.076	53.020	4	21.037	16.119	16.460	53.616	7	21.237	16.116	16.494	53.847
12	20.963	15.908	16.054	52.925	5	21.617	18.538	16.838	56.993	8	21.037	15.991	16.355	53.383
No.122 Öberg, Victor					No.139 Specken, Guust					No.150 Kooijman, Finn				
1	24.099	16.500	16.447	57.046	6	21.490	16.188	16.155	53.833	9	21.057	15.991	16.061	53.109
2	21.349	16.290	16.506	54.145	7	20.994	15.960	16.105	53.059	10	21.022	15.939	16.074	53.035
3	21.327	16.195	16.327	53.849	8	20.965	15.854	16.023	52.842	11	21.022	15.924	16.082	53.028
4	21.296	16.170	16.578	54.044	9	21.080	15.995	16.146	53.221	12	21.098	15.977	16.027	53.102
5	21.353	16.115	16.214	53.682	10	20.897	15.826	16.101	52.824	No.151 Gudmundsson, Filp				
6	21.257	15.959	16.120	53.336	11	20.918	15.907	15.969	52.794	1	24.304	16.896	16.572	57.772
7	20.966	15.886	16.110	52.962	12	21.077	15.872	16.024	52.973	2	21.585	16.952	17.029	55.566
8	20.945	15.904	16.060	52.909	No.141 Ghidella, Matteo					3	21.452	16.182	16.310	53.944
9	21.112	15.924	16.002	53.038	1	24.419	16.823	16.716	57.958	4	21.245	16.100	16.258	53.603
10	20.874	15.881	16.028	52.783	2	21.487	16.505	16.479	54.471	5	21.196	16.034	16.179	53.409
11	21.426	15.863	15.998	53.287	3	21.336	16.106	16.313	53.755	6	21.659	16.634	16.557	54.850
12	20.887	16.020	16.083	52.990	4	21.246	16.180	16.266	53.692	7	21.103	16.062	16.101	53.266
No.125 Christensen, Toke					No.142 Ghidella, Matteo					No.152 Gudmundsson, Filp				
1	26.135	26.456	17.329	1:09.920	5	21.108	16.036	16.215	53.359	8	21.083	16.018	16.106	53.207
2	21.952	16.481	16.441	54.874	6	21.001	15.987	16.118	53.106	9	21.079	15.948	16.067	53.094
3	21.510	16.254	16.320	54.084	7	21.007	15.993	16.103	53.103	10	21.100	15.916	16.141	53.157
4	21.368	16.170	16.246	53.784	8	20.957	15.938	16.039	52.934	11	21.062	15.899	16.039	53.000
5	21.265	16.054	16.211	53.530	9	20.951	15.950	16.032	52.933	12	20.945	15.967	16.104	53.016
6	21.257	16.045	16.266	53.568	10	20.930	15.956	16.056	52.942	No.161 Idzkowski, Bartosz				
7	21.181	15.984	16.156	53.321	11	20.928	15.972	15.960	52.860	1	25.021	22.236	16.794	1:04.051
8	21.160	15.953	16.108	53.221	12	20.934	15.850	15.988	52.772	2	21.474	16.869	17.088	55.431
9	21.054	16.001	16.141	53.196	No.144 Manetti, Alessandro					3	21.449	16.227	16.268	53.944
10	21.069	15.890	16.198	53.157	1	53.660	17.341	16.760	1:27.761	4	21.095	16.174	16.130	53.399
11	21.094	16.034	16.376	53.504	2	21.689	16.419	16.502	54.610	5	20.883	16.063	16.077	53.023
12	21.175	16.008	16.122	53.305	3	21.320	16.292	16.310	53.922	6	21.229	16.379	16.072	53.680
No.133 Romkema, Ricardo					No.145 Manetti, Alessandro					No.153 Gudmundsson, Filp				
1	25.360	17.197	16.508	59.065	1	26.384	17.568	16.692	1:00.644	7	21.065	15.915	16.084	53.064
2	21.413	16.263	16.489	54.165	2	21.771	16.452	16.479	54.702	8	20.951	15.918	16.089	52.958
3	21.950	16.219	16.259	54.428	3	21.379	16.295	16.289	53.963	9	20.933	16.122	16.126	53.181
4	21.134	16.028	16.173	53.335	4	21.593	16.186	16.252	54.031	10	21.168	15.920	16.296	53.384
5	21.032	16.023	16.142	53.197	5	21.172	16.784	16.457	54.413	11	21.027	16.089	16.042	53.158
6	21.155	15.916	16.074	53.145	6	21.282	16.091	16.157	53.530	12	21.385	16.080	15.961	53.426
No.134 Romkema, Ricardo					No.146 Dresen, Andreas					No.154 Gudmundsson, Filp				
1	25.360	17.197	16.508	59.065	1	26.384	17.568	16.692	1:00.644	1	24.709	17.138	16.630	58.477
2	21.413	16.263	16.489	54.165	2	21.771	16.452	16.479	54.702	2	22.047	16.949	16.805	55.801
3	21.950	16.219	16.259	54.428	3	21.379	16.295	16.289	53.963	3	21.210	16.235	16.336	53.781
4	21.134	16.028	16.173	53.335	4	21.593	16.186	16.252	54.031	No.166 Aceto, Massimo				
5	21.032	16.023	16.142	53.197	5	21.172	16.784	16.457	54.413	1	24.709	17.138	16.630	58.477
6	21.155	15.916	16.074	53.145	6	21.282	16.091	16.157	53.530	2	22.047	16.949	16.805	55.801
No.135 Romkema, Ricardo					No.147 Dresen, Andreas					No.155 Gudmundsson, Filp				
1	25.360	17.197	16.508	59.065	7	21.130	16.041	16.114	53.285	3	21.210	16.235	16.336	53.781
2	21.413	16.263	16.489	54.165	8	21.057	16.064	16.110	53.231	No.167 Aceto, Massimo				
3	21.950	16.219	16.259	54.428	9	21.131	16.001	16.395	53.527	1	24.709	17.138	16.630	58.477
4	21.134	16.028	16.173	53.335	No.148 Specken, Guust					No.156 Gudmundsson, Filp				
5	21.032	16.023	16.142	53.197	1	26.007	17.276	16.453	59.736	2	22.047	16.949	16.805	55.801
6	21.155	15.916	16.074	53.145	2	21.301	16.427	16.910	54.638	3	21.210	16.235	16.336	53.781
No.136 Romkema, Ricardo					No.149 Specken, Guust					No.157 Gudmundsson, Filp				
1	25.360	17.197	16.508	59.065	3	21.441	16.199	16.184	53.824	4	21.159	16.088	16.269	53.516
2	21.413	16.263	16.489	54.165	4	21.037	16.119	16.460	53.616	5	21.613	17.055	16.163	54.831
3	21.950	16.219	16.259	54.428	5	21.617	18.538	16.838	56.993	6	21.063	16.063	16.203	53.329
4	21.134	16.028	16.173	53.335	6	21.490	16.188	16.155	53.833	7	21.237	16.116	16.494	53.847
5	21.032	16.023	16.142	53.197	7	20.994	15.960	16.105	53.059	8	21.037	15.991	16.355	53.383
6	21.155	15.916	16.074	53.145	8	20.965	15.854	16.023	52.842	9	21.057	15.991	16.061	53.109
No.137 Romkema, Ricardo					No.150 Specken, Guust					No.158 Gudmundsson, Filp				
1	25.360	17.197	16.508	59.065	9	21.080	15.995	16.146	53.221	10	21.022	15.939	16.074	53.035
2	21.413	16.263	16.489	54.165	10	20.897	15.826	16.101	52.824	11	21.022	15.924	16.082	53.028
3	21.950	16.219	16.259	54.428	11	20.918	15.907	15.969	52.794	12	21.098	15.977	16.027	53.102
4	21.134	16.028	16.173	53.335	12	21.077	15.872	16.024	52.973	No.168 Aceto, Massimo				
5	21.032	16.023	16.142	53.197	No.149 Specken, Guust					No.159 Gudmundsson, Filp				
6	21.155	15.916	16.074	53.145	1	26.007	17.276	16.453	59.736	1	24.304	16.896	16.572	57.772
No.138 Romkema, Ricardo					No.151 Specken, Guust					No.160 Gudmundsson, Filp				
1	25.360	17.197	16.508	59.065	2	21.301	16.427	16.910	54.638	2	21.585	16.952	17.029	55.566
2	21.413	16.263	16.489	54.165	3	21.441	16.199	16.184	53.824	3	21.452	16.182	16.310	53.944
3	21.950	16.219	16.259	54.428	4	21.037	16.119	16.460	53.616	4	21.245	16.100	16.258	53.603
4	21.134	16.028	16.173	53.335	5	21.617	18.538	16.838	56.993	5	21.196	16.034	16.179	53.409
5	21.032	16.023	16.142	53.197	6	21.490	16.188	16.155	53.833	6	21.659	16.634	16.557	54.850
6	21.155	15.916	16.074	53.145	7	20.994	15.960	16.105	53.059	7	21.103	16.062	16.101	53.266
No.139 Romkema, Ricardo					No.152 Specken, Guust					No.161 Gudmundsson, Filp				
1	25.360	17.197	16.508	59.065	8	20.965	15.854	16.023	52.842	8	21.083	16.018	16.106	53.207
2	21.413	16.263	16.489	54.165	9	21.080								



KZ2

Qualifying Heat B-E

Lap Time Analysis

For information purposes. No official / regulatory value

Laps	Sector 1	Sector 2	Sector 3	Lap Time
4	21.179	16.359	16.526	54.064
5	21.609	16.859	16.222	54.690
6	21.189	16.286	16.251	53.726
7	21.160	16.165	16.201	53.526
8	21.080	16.055	16.483	53.618
9	21.051	15.969	16.129	53.149
10	20.971	15.992	16.042	53.005
11	20.961	16.019	16.017	52.997
12	21.043	16.040	16.076	53.159

No.173 Osmera, Jan

Laps	Sector 1	Sector 2	Sector 3	Lap Time
1	26.651	18.272	17.135	1:02.058
2	21.766	18.204	17.793	57.763
3	21.627	16.374	16.565	54.566
4	21.685	16.288	16.363	54.336
5	21.616	16.247	16.359	54.222
6	21.953	16.327	16.423	54.703
7	21.484	16.156	16.290	53.930
8	21.225	16.050	16.230	53.505
9	21.463	16.025	16.148	53.636
10	21.183	15.930	16.176	53.289
11	21.161	16.316	16.936	54.413
12	21.358	15.983	16.095	53.436

No.174 Pescador, Jorge

Laps	Sector 1	Sector 2	Sector 3	Lap Time
1	24.290	17.005	16.706	58.001
2	21.414	16.415	16.577	54.406
3	21.443	16.173	16.306	53.922
4	21.301	16.197	16.536	54.034
5	21.265	16.058	16.252	53.575
6	21.168	15.973	16.144	53.285
7	21.627	16.000	16.152	53.779
8	21.059	15.921	16.082	53.062
9	20.998	15.920	16.091	53.009
10	21.002	15.850	16.054	52.906
11	21.075	15.880	16.081	53.036
12	21.030	15.918	16.137	53.085

No.181 Hiltbrand, Pedro

Laps	Sector 1	Sector 2	Sector 3	Lap Time
1	24.229	16.655	16.488	57.372
2	21.300	16.290	16.451	54.041
3	21.341	16.157	16.311	53.809
4	21.127	16.042	16.150	53.319
5	21.631	16.047	16.194	53.872
6	21.091	15.930	16.152	53.173
7	20.964	15.929	16.095	52.988
8	20.949	15.864	16.008	52.821
9	21.024	16.015	16.020	53.059
10	20.920	15.798	16.005	52.723
11	20.954	15.856	15.962	52.772

Laps	Sector 1	Sector 2	Sector 3	Lap Time
12	20.927	15.943	16.075	52.945

No.185 Van Moorsel, Jordi

Laps	Sector 1	Sector 2	Sector 3	Lap Time
1	24.884	16.823	16.618	58.325
2	21.635	16.353	16.713	54.701
3	21.693	16.194	16.322	54.209
4	21.528	16.157	16.607	54.292
5	21.155	16.141	16.241	53.537
6	21.153	16.120	16.487	53.760
7	22.041	16.094	16.167	54.302
8	21.177	16.072	16.131	53.380
9	21.018	16.049	16.117	53.184
10	21.052	16.022	16.179	53.253
11	21.036	15.983	16.063	53.082
12	21.033	16.066	16.160	53.259

No.192 Bombardelli, Luca

Laps	Sector 1	Sector 2	Sector 3	Lap Time
1	23.980	17.333	17.042	58.355
2	21.484	16.491	16.702	54.677
3	22.660	16.307	16.337	55.304
4	21.218	16.200	16.295	53.713
5	21.120	16.145	16.228	53.493
6	21.151	16.099	16.444	53.694
7	21.544	16.066	16.229	53.839
8	21.122	16.037	16.162	53.321
9	21.143	15.982	16.147	53.272
10	21.049	15.983	16.127	53.159
11	21.076	15.983	16.114	53.173
12	21.091	16.020	16.259	53.370

No.197 Kappis, Patrick

Laps	Sector 1	Sector 2	Sector 3	Lap Time
1	23.862	16.513	16.484	56.859
2	21.411	16.466	16.535	54.412
3	21.336	16.180	16.269	53.785
4	21.160	16.197	16.321	53.678
5	21.558	16.020	16.258	53.836
6	21.360	16.062	16.181	53.603
7	20.997	15.917	16.132	53.046
8	20.921	15.915	16.073	52.909
9	20.928	15.966	16.067	52.961
10	20.882	15.882	16.081	52.845
11	20.998	15.974	16.030	53.002
12	20.941	16.001	16.511	53.453

No.205 Paauwe, Menno

Laps	Sector 1	Sector 2	Sector 3	Lap Time
1	23.668	16.439	16.416	56.523
2	21.377	16.423	16.844	54.644
3	21.404	16.193	16.266	53.863
4	21.195	16.221	16.276	53.692
5	21.216	15.964	16.218	53.398

Laps	Sector 1	Sector 2	Sector 3	Lap Time
6	21.043	15.968	16.171	53.182
7	21.069	15.962	16.145	53.176
8	21.018	15.902	16.122	53.042
9	20.953	15.926	16.094	52.973
10	20.962	15.849	16.066	52.877
11	21.023	15.899	16.039	52.961
12	21.252	16.022	16.147	53.421

No.208 Pronenko, Danijil

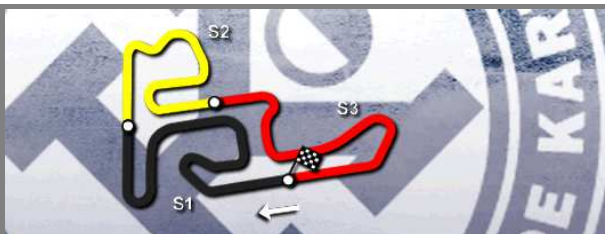
Laps	Sector 1	Sector 2	Sector 3	Lap Time
1	26.194	17.780	16.890	1:00.864
2	21.744	16.358	16.494	54.596
3	21.400	16.188	16.327	53.915
4	21.511	16.111	16.280	53.902
5	21.392	16.928	16.204	54.524
6	21.187	16.091	16.135	53.413
7	21.139	16.127	16.140	53.406
8	21.074	15.982	16.200	53.256
9	21.155	16.046	16.211	53.412
10	21.096	15.926	16.462	53.484
11	21.342	16.444	16.128	53.914
12	21.402	16.425	16.206	54.033

No.209 Cunati, Simone

Laps	Sector 1	Sector 2	Sector 3	Lap Time
1	24.788	16.887	16.488	58.163
2	21.525	16.477	16.310	54.312
3	21.508	16.319	16.282	54.109
4	21.146	16.080	16.234	53.460
5	21.018	16.031	16.129	53.178
6	21.056	16.492	16.270	53.818
7	21.079	15.989	16.131	53.199
8	20.971	16.326	16.113	53.410
9	20.952	15.931	16.079	52.962
10	20.892	15.887	16.046	52.825
11	20.908	16.026	16.022	52.956
12	20.975	15.920	15.997	52.892

No.211 Huber, Manuel

Laps	Sector 1	Sector 2	Sector 3	Lap Time
1	24.942	17.524	16.386	58.852
2	22.282	16.514	16.460	55.256
3	21.709	16.197	16.251	54.157
4	21.226	16.321	16.323	53.870
5	21.765	17.627	16.259	55.651
6	21.189	16.077	16.175	53.441
7	21.082	15.942	16.139	53.163
8	20.969	16.001	16.131	53.101
9	20.979	15.970	16.095	53.044
10	21.029	15.895	16.086	53.010
11	21.038	15.937	16.041	53.016
12	21.004	15.967	16.079	53.050



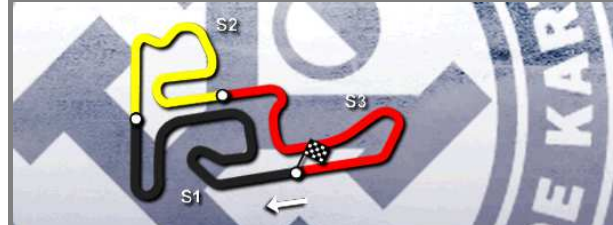
KZ2

Qualifying Heat B-E

Lap Time Analysis

For information purposes. No official / regulatory value

Laps	Sector 1	Sector 2	Sector 3	Lap Time
No.220 Törnqvist, Person Benjamin				
1	26.002	18.017	16.739	1:00.758
2	21.636	16.440	16.412	54.488
3	21.356	16.356	16.168	53.880
4	21.270	16.183	16.179	53.632
5	21.224	16.525	16.199	53.948
6	21.129	16.123	16.145	53.397
7	21.057	16.076	16.139	53.272
8	21.131	16.039	16.190	53.360
9	21.066	16.228	16.155	53.449
10	20.988	16.010	16.148	53.146
11	21.078	15.950	16.132	53.160
12	21.481	16.046	16.144	53.671



KZ2

Qualifying Heat B-E

Document 25

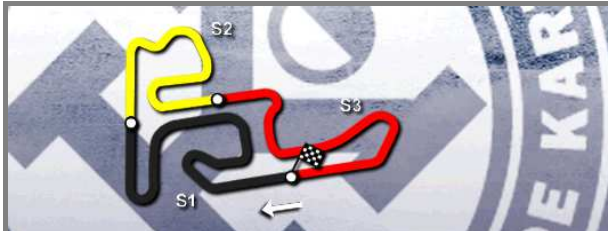
Starting Grid

Subject to scrutineering & sporting investigations

209	Cunati, Simone Top Kart / Parilla / B'stone		12	220	Törnqvist, Person Benjamin CRG / TM / B'stone	
109	Müller, Marcel CRG / Modena Engines / B'stone		11	146	Dresen, Andreas CRG / TM / B'stone	
148	Kooijman, Finn CRG / TM / B'stone		10	138	Specken, Guust Birel / TM / B'stone	
208	Pronenko, Danijl Birel / TM / B'stone		9	173	Osmera, Jan Birel / TM / B'stone	
144	Manetti, Alessandro Praga / Parilla / B'stone		8	125	Christensen, Toke CRG / TM / B'stone	
216	Gagen, Seva Parolin / TM / B'stone		7	166	Aceto, Massimo Righetti / TM / B'stone	
161	Idzkowski, Bartosz CRG / Maxter / B'stone		6	211	Huber, Manuel DR / TM / B'stone	
185	Van Moorsel, Jordi Maddox / TM / B'stone		5	141	Ghidella, Matteo BRM / Modena Engines / B'stone	
133	Romkema, Ricardo Zanardi / TM / B'stone		4	192	Bombardelli, Luca CKR / De Bei / B'stone	
159	Gudmundsson, Filp DR / TM / B'stone		3	181	Hiltbrand, Pedro LH / Maxter / B'stone	
174	Pescador, Jorge Tony Kart / Vortex / B'stone		2	197	Kappis, Patrick Birel / TM / B'stone	
122	Öberg, Victor Gillard / TM / B'stone		1	205	Pauwe, Menno Birel / TM / B'stone	

POLE POSITION





Genk 26 - 30.06.2013



CIK-FIA European Championship (Rd2)

KZ2

Qualifying Heat A-G Results

Document 45.1

Subject to scrutineering & sporting investigations

Rnk	No.	Entrant	Nat	Driver	Nat	Equipment	Laps	Gap	Interv.	Best Lap	Penalty	Points
1	130	Maranello Kart	ITA	Zanchetta, Marco	ITA	Maranello / TM / B'stone	12			52.637		0
2	207	DR Srl	ITA	Negro, Riccardo	DEU	DR / TM / B'stone	12	0.359	0.359	52.615		2
3	155	CRG Holland	NLD	Wiggers, Symen	NLD	CRG / TM / B'stone	12	1.507	1.148	52.873		3
4	199	Charles, Kenny	BEL	Charles, Kenny	BEL	Merlin / TM / B'stone	12	2.452	0.945	52.945		4
5	164	Energy Corse	ITA	Hays, Christopher	AUS	Energy / TM / B'stone	12	3.379	0.927	52.875		5
6	142	BRM Racing	ITA	Zanchi, Matteo	ITA	BRM / Modena Engines / B'stone	12	4.083	0.704	52.856		6
7	135	ADAC Sachsen	DEU	Illgen, Kevin	DEU	CRG / TM / B'stone	12	4.745	0.662	52.939		7
8	149	CRG SpA	ITA	Palou, Alex	ESP	CRG / Maxter / B'stone	12	4.905	0.160	52.511		8
9	213	GP Racing	ITA	Bray, Daniel	NZL	GP / TM / B'stone	12	5.999	1.094	52.755		9
10	129	Maranello Kart	ITA	Lundberg, Douglas	SWE	Maranello / TM / B'stone	12	8.086	2.087	52.913		10
11	200	Van Meever, Jan Cornelis	NLD	Van Meever, Maks	NLD	Lenzokart / TM / B'stone	12	8.204	0.118	53.278		11
12	140	BRM Racing	ITA	Bizalion, Charly	FRA	BRM / Modena Engines / B'stone	12	10.255	2.051	53.121		12
13	128	Da Silva, Clement	FRA	Da Silva, Clement	FRA	Birel / TM / B'stone	12	11.134	0.879	52.801		13
14	163	Energy Corse	ITA	Faint, Jason	AUS	Energy / TM / B'stone	12	13.113	1.979	53.343		14
15	143	Tony Kart Racing Team	ITA	Piccini, Alessio	ITA	Tony Kart / Vortex / B'stone	12	14.346	1.233	53.061		15
16	215	77 RUS Racing Team	RUS	Buznikov, Philipp	RUS	CRG / TM / B'stone	12	18.123	3.777	53.337		16
17	147	CRG Racing Germany	DEU	Weber, Johann Stefan	DEU	CRG / TM / B'stone	12	18.254	0.131	53.227	+3.000	17
18	170	Kuovi, Jan	FIN	Kuovi, Jan	FIN	Rosso Korsaa / TM / B'stone	12	18.473	0.219	53.345		18
19	154	CRG Holland	NLD	Törnqvist, Morgen	SWE	CRG / TM / B'stone	12	19.613	1.140	53.097	+10.000	19
20	177	KSH Racing	NLD	Dielissen, Casper	NLD	RK / Modena Engines / B'stone	12	20.281	0.668	53.686		20
21	162	Eisenbeis, Christian	DEU	Eisenbeis, Christian	DEU	CKR / TM / B'stone	12	23.629	3.348	53.587		21
22	156	Daems Racing	BEL	Brucculeri, Adrien	BEL	Tony Kart / Vortex / B'stone	12	36.516	12.887	53.695		22
23	206	CKR	DEU	Kreutz, Patrick	DEU	CKR / De Bei / B'stone	5	7 Laps	7 Laps	54.283		23

No.147 Weber, Johann Stefan : Penalty for exceeding noise limit up to 1 dB / art. 11.G CIK-FIA Specific Regulations. According to Stewards' Decision No.39.

No.154 Törnqvist, Morgen : 10 sec time penalty for bad manoeuvre (art 2.24 CIK General Prescriptions). According to Stewards' Decision No.35.

Not Classified

	217	KSW-Racing	DEU	Oswald, Rene	AUT	Tony Kart / Vortex / B'stone		DNS				25
--	-----	------------	-----	--------------	-----	------------------------------	--	-----	--	--	--	----

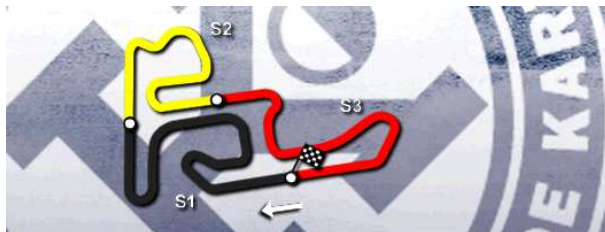
Leaders : No.200 Van Meever, Maks (1-1) / No.207 Negro, Riccardo (2-10) / No.130 Zanchetta, Marco (11-12)

Start Time : 28/06 - 16:28:46

Best Lap : No.149 Palou, Alex 52.511 93.23 Kph

Weather : Slightly cloudy Air : 16°C Track : Dry

Previous Event Record : No.201 Antonsen, Emil 52.568 93.13 Kph



DOCUMENT N° 39
DÉCISION DES COMMISSAIRES SPORTIFS
STEWARDS' DECISION

PÉNALITÉ INFLIGÉE AU CONCURRENT (NOM) : **CRG Racing Germany**
PENALTY INFLICTED UPON THE ENTRANT (NAME):
NATIONALITÉ / NATIONALITY: **DEU**
N°: **147** PILOTE : **Weber, Johann Stefan**
No.: **147** DRIVER :

Concerne la partie de l'Épreuve : **KZ2 - Qualifying Heat A-G**
Concerns the part of the event:

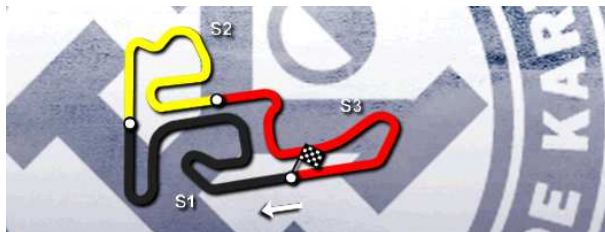
ÉNONCÉ / STATEMENT:
Time penalty of 3 seconds for exceeding the prescribed noise limit up to 1 dB in the Heat / Race concerned.

MOTIF / REASON:
**Exceeding the prescribed noise limit during the Heat up to 1 dB.
The Stewards assess this fact as a violation against art. 2.19.1 CIK-FIA Technical Regulations.
The Stewards made their Decision in application of art. 11.G CIK-FIA Specific Prescriptions.**

Décision annoncée Date / Date: **28/06/2013** Heure / Time: **18:40**
Decision announced

Nom / Name Signature
Président du Collège / Chairman of the Panel:
Horst SEIDEL (DEU) :
Membres du Collège / Members of the Panel:
Jaakko MARKULA (FIN) :
Philippe LACKMAN (BEL) :

NOTIFICATION AU CONCURRENT CONCERNÉ / NOTIFICATION TO THE RELEVANT ENTRANT
Je soussigné :
I undersigned: Nom personnel / personal name
Représentant du Concurrent : **CRG Racing Germany**
Representing the Entrant: Nom du Concurrent / Entrant's name
Certifie avoir reçu notification du document N° **39** des Commissaires Sportifs de l'Épreuve.
Certify that I have been notified of document No. *by the Stewards of the Meeting.*
Date : Heure / Time: Signature :



DOCUMENT N° 35
DÉCISION DES COMMISSAIRES SPORTIFS
STEWARDS' DECISION

PÉNALITÉ INFLIGÉE AU CONCURRENT (NOM) : **CRG Holland**
PENALTY INFLICTED UPON THE ENTRANT (NAME):

NATIONALITÉ / NATIONALITY: **NLD**

N°: **154** PILOTE : **Törnqvist, Morgen**
No.: *DRIVER:*

Concerne la partie de l'Épreuve : **KZ2 - Qualifying Heat A-G**
Concerns the part of the event:

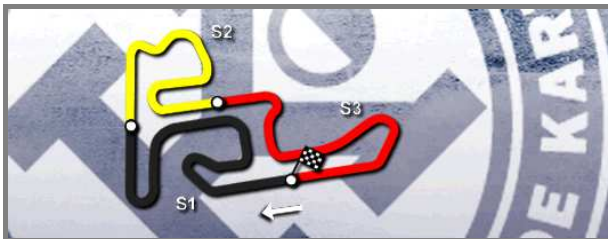
ÉNONCÉ / STATEMENT:
10 sec time penalty in the above session concerned

MOTIF / REASON:
The Driver no. 154 was involved in an incident. In the Heat in 5th lap by post 3 he pushed the kart in front of him an following of this manoevre he takes an advantage (reported by the Judge of Fact, proved by relevant video sequence). Having considered the report of the Judge of Fact, having considered the video and after hearing the Entrant concerned, the Stewards assess this manoevre as an incident according art 2.24 CIK GP. This decision is made in application of art. 2.24 CIK GP and art. 153 ISC

Décision annoncée Date / Date: **28/06/2013** Heure / Time: **17:33**
Decision announced

Nom / Name Signature
Président du Collège / Chairman of the Panel:
Horst SEIDEL (DEU) :
Membres du Collège / Members of the Panel:
Jaakko MARKULA (FIN) :
Philippe LACKMAN (BEL) :

NOTIFICATION AU CONCURRENT CONCERNÉ / NOTIFICATION TO THE RELEVANT ENTRANT
Je soussigné :
I undersigned: Nom personnel / personal name
Représentant du Concurrent : **CRG Holland**
Representing the Entrant: Nom du Concurrent / Entrant's name
Certifie avoir reçu notification du document N° **35** des Commissaires Sportifs de l'Épreuve.
Certify that I have been notified of document No. *by the Stewards of the Meeting.*
Date : Heure / Time: Signature :



Genk 26 - 30.06.2013



CIK-FIA European Championship (Rd2)

KZ2

Qualifying Heat A-G

Lap Chart

For information purposes. No official / regulatory value

	1	2	3	4	5	6	7	8	9	10	11	12	13	14	15	16	17	18	19	20	21	22	23	24
Grid	199	200	207	213	155	140	142	149	130	143	154	177	164	135	128	215	147	206	163	129	162	156	170	217
Start	199	200	207	213	155	142	149	130	140	154	143	135	164	215	128	147	129	156	206	163	162	170	177	
Lap 1 Interval	200	207	213	155	199	130	142	154	135	164	156	149	147	143	163	129	140	206	215	128	162	170	177	
		0.0	0.1	0.1	0.3	0.4	0.4	0.2	0.1	0.1	0.6	0.3	0.1	0.2	0.4	0.0	0.6	0.2	0.2	0.0	0.6	1.2	0.1	
Lap 2	207	155	200	130	213	199	142	135	164	154	156	149	147	129	140	163	128	162	206	170	177	215	143	
		0.7	0.5	0.0	0.2	0.1	0.2	0.0	0.8	0.1	0.1	0.2	0.3	0.6	1.2	1.3	0.3	0.1	0.4	0.7	0.0	0.1	0.9	
Lap 3	207	155	130	199	142	200	135	213	164	156	154	149	129	147	140	163	162	128	206	170	215	143	177	
		0.7	0.5	0.3	0.9	0.0	0.2	0.8	0.0	0.2	0.2	0.1	0.7	0.1	0.3	1.8	0.2	0.9	0.2	0.7	0.3	0.4	0.1	
Lap 4	207	155	130	199	142	135	164	200	213	149	156	154	129	140	147	163	162	128	206	170	143	215	177	
		0.4	0.3	0.5	1.1	0.5	0.3	0.3	0.5	0.3	0.7	0.3	0.8	0.2	0.3	0.4	0.2	0.7	0.6	1.2	0.2	0.2	0.1	
Lap 5	207	155	130	199	142	164	135	200	213	149	156	154	129	140	163	128	147	143	206	170	162	215	177	
		0.3	0.2	0.7	1.3	0.4	0.0	0.9	0.1	0.1	0.9	0.1	0.8	0.9	1.3	1.5	0.1	1.0	0.2	0.1	0.1	0.2	0.1	
Lap 6	207	155	130	199	142	164	135	213	149	200	154	129	140	163	128	147	143	162	170	215	177	156	177	
		0.3	0.2	0.8	1.4	0.0	0.6	0.8	0.2	0.1	1.4	0.2	1.3	1.2	1.4	0.9	0.7	0.7	0.1	0.3	0.2	11.6		
Lap 7	207	130	155	199	164	142	135	213	149	200	129	154	140	163	128	147	143	215	170	177	162	156	177	
		0.3	0.2	0.7	1.4	0.4	0.3	0.7	0.2	0.7	1.5	0.6	0.6	1.4	0.8	1.5	0.4	2.1	0.0	0.7	3.1	8.1		
Lap 8	207	130	155	199	164	142	135	213	149	200	129	154	140	163	128	147	143	215	170	177	162	156	177	
		0.2	0.4	0.8	1.3	0.5	0.3	0.3	0.3	1.2	1.1	1.3	0.3	1.5	0.2	2.0	0.2	2.4	0.2	0.9	3.3	8.9		
Lap 9	207	130	155	199	164	142	135	213	149	200	129	154	140	128	163	147	143	215	170	177	162	156	177	
		0.2	0.5	1.0	1.1	0.6	0.3	0.1	0.2	1.9	0.7	1.4	0.4	1.8	0.3	1.8	0.2	2.5	0.4	1.0	3.4	10.1		
Lap 10	207	130	155	199	164	142	135	213	149	200	129	154	140	128	163	143	147	215	170	177	162	156	177	
		0.2	0.7	1.1	1.0	0.6	0.5	0.0	0.2	2.2	0.4	1.6	0.5	1.5	0.9	1.8	0.2	2.6	0.6	1.0	3.5	11.5		
Lap 11	130	207	155	199	164	142	135	149	213	200	129	154	140	128	163	143	147	215	170	177	162	156	177	
		0.3	0.5	1.1	0.9	0.5	0.7	0.5	0.1	1.9	0.0	1.8	0.6	1.1	1.3	1.5	0.7	2.7	0.3	1.3	3.4	12.2		
Lap 12	130	207	155	199	164	142	135	149	213	129	200	154	140	128	163	143	147	215	170	177	162	156	177	
		0.3	1.1	0.9	0.9	0.7	0.6	0.1	1.0	2.0	0.1	1.4	0.6	0.8	1.9	1.2	0.9	2.8	0.3	1.8	3.3	12.8		



KZ2

Qualifying Heat A-G

Lap Time Analysis

For information purposes. No official / regulatory value

Laps	Sector 1	Sector 2	Sector 3	Lap Time
No.128 Da Silva, Clement				
1	27.049	17.460	16.825	1:01.334
2	22.042	17.049	17.330	56.421
3	22.498	16.552	16.528	55.578
4	21.332	16.315	16.221	53.868
5	21.222	17.675	16.534	55.431
6	21.300	16.094	16.168	53.562
7	21.102	15.921	16.050	53.073
8	21.043	15.896	16.016	52.955
9	21.057	15.981	16.255	53.293
10	20.982	15.783	16.036	52.801
11	20.949	15.839	16.097	52.885
12	20.983	15.795	16.039	52.817

Laps	Sector 1	Sector 2	Sector 3	Lap Time
No.129 Lundberg, Douglas				
1	26.244	16.864	16.696	59.804
2	21.439	16.737	16.526	54.702
3	21.340	16.466	17.152	54.958
4	21.893	16.523	17.062	55.478
5	21.168	16.144	16.236	53.548
6	21.113	15.979	16.273	53.365
7	21.029	16.208	16.244	53.481
8	21.011	15.976	16.078	53.065
9	21.019	15.932	16.052	53.003
10	20.891	15.918	16.107	52.916
11	20.908	15.956	16.049	52.913
12	21.029	16.122	16.311	53.462

Laps	Sector 1	Sector 2	Sector 3	Lap Time
No.130 Zanchetta, Marco				
1	24.143	16.864	16.727	57.734
2	21.425	16.610	16.359	54.394
3	21.638	16.336	16.318	54.292
4	21.194	16.249	16.227	53.670
5	21.136	16.066	16.210	53.412
6	21.169	15.996	16.004	53.169
7	20.930	16.109	16.009	53.048
8	20.983	15.892	16.009	52.884
9	20.890	15.898	15.979	52.767
10	20.873	15.913	15.943	52.729
11	20.813	16.061	15.913	52.787
12	20.869	15.845	15.923	52.637

Laps	Sector 1	Sector 2	Sector 3	Lap Time
No.135 Illgen, Kevin				
1	24.100	16.973	17.139	58.212
2	21.510	16.282	16.494	54.286
3	22.319	16.380	16.414	55.113
4	21.772	16.293	16.315	54.380
5	21.146	16.172	16.389	53.707
6	21.376	16.131	16.157	53.664

Laps	Sector 1	Sector 2	Sector 3	Lap Time
7	21.093	16.056	16.136	53.285
8	21.037	15.954	16.133	53.124
9	20.989	15.946	16.072	53.007
10	20.963	15.999	16.085	53.047
11	21.014	16.002	16.074	53.090
12	20.951	15.931	16.057	52.939

Laps	Sector 1	Sector 2	Sector 3	Lap Time
No.140 Bizational, Charly				
1	26.784	17.525	16.983	1:01.292
2	21.663	16.960	16.662	55.285
3	21.447	16.362	16.395	54.204
4	21.709	16.479	17.082	55.270
5	21.562	16.317	16.360	54.239
6	21.214	16.226	16.289	53.729
7	21.168	16.138	16.177	53.483
8	21.142	16.109	16.180	53.431
9	21.081	16.053	16.112	53.246
10	20.965	15.992	16.203	53.160
11	21.033	16.001	16.205	53.239
12	21.047	15.955	16.119	53.121

Laps	Sector 1	Sector 2	Sector 3	Lap Time
No.142 Zanchi, Matteo				
1	24.090	17.019	17.340	58.449
2	21.664	16.336	16.612	54.612
3	21.919	16.443	16.550	54.912
4	21.443	16.277	16.387	54.107
5	21.352	16.129	16.258	53.739
6	21.194	16.079	16.135	53.408
7	21.509	16.026	16.175	53.710
8	21.111	15.943	16.050	53.104
9	21.027	15.907	16.045	52.979
10	21.005	15.898	15.981	52.884
11	20.955	15.901	16.000	52.856
12	21.051	15.924	16.091	53.066

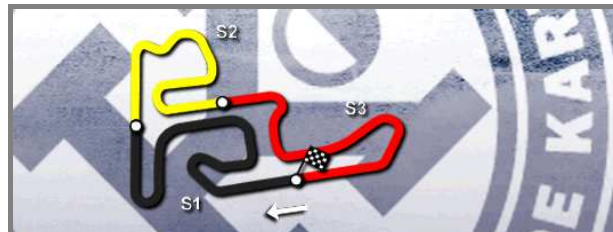
Laps	Sector 1	Sector 2	Sector 3	Lap Time
No.143 Piccini, Alessio				
1	24.662	18.213	16.960	59.835
2	21.820	21.938	17.037	1:00.795
3	21.761	16.586	16.519	54.866
4	21.469	16.268	16.360	54.097
5	21.368	16.440	16.705	54.513
6	21.463	16.343	16.292	54.098
7	21.069	16.098	16.200	53.367
8	21.041	16.013	16.176	53.230
9	21.107	16.153	16.153	53.413
10	21.024	16.006	16.092	53.122
11	21.021	16.011	16.070	53.102
12	21.040	15.954	16.067	53.061

Laps	Sector 1	Sector 2	Sector 3	Lap Time
No.147 Weber, Johann Stefan				
1	24.593	17.606	16.843	59.042
2	21.857	16.626	16.415	54.898
3	21.562	16.767	17.349	55.678
4	21.410	16.780	17.789	55.979
5	22.291	17.728	16.933	56.952
6	21.716	16.355	16.329	54.400
7	21.309	16.157	16.199	53.665
8	21.160	16.125	16.173	53.458
9	21.174	16.126	16.121	53.421
10	21.074	15.992	16.493	53.559
11	21.294	16.167	16.162	53.623
12	21.066	16.096	16.065	53.227

Laps	Sector 1	Sector 2	Sector 3	Lap Time
No.149 Palou, Alex				
1	24.901	17.972	16.891	59.764
2	21.875	16.421	16.393	54.689
3	21.575	16.939	16.669	55.183
4	21.560	16.561	16.186	54.307
5	21.198	16.123	16.124	53.445
6	21.245	16.090	16.186	53.521
7	20.954	16.095	16.044	53.093
8	21.025	15.928	15.976	52.929
9	20.918	15.818	15.959	52.695
10	20.910	16.086	15.948	52.944
11	21.214	16.238	15.924	53.376
12	20.767	15.799	15.945	52.511

Laps	Sector 1	Sector 2	Sector 3	Lap Time
No.154 Törnqvist, Morgen				
1	24.092	16.970	17.141	58.203
2	22.240	16.539	16.731	55.510
3	21.709	16.963	16.814	55.486
4	22.171	16.962	16.428	55.561
5	21.180	16.101	16.230	53.511
6	21.349	16.267	16.346	53.962
7	21.138	16.144	17.101	54.383
8	21.393	16.178	16.157	53.728
9	21.046	16.012	16.105	53.163
10	21.022	15.981	16.122	53.125
11	20.976	15.975	16.146	53.097
12	20.992	16.002	16.140	53.134

Laps	Sector 1	Sector 2	Sector 3	Lap Time
No.155 Wiggers, Symen				
1	23.901	16.867	16.747	57.515
2	21.823	16.363	16.438	54.624
3	21.553	16.350	16.426	54.329
4	21.324	16.219	16.352	53.895
5	21.225	16.104	16.193	53.522
6	20.991	15.983	16.164	53.138



KZ2

Qualifying Heat A-G

Lap Time Analysis

For information purposes. No official / regulatory value

Laps	Sector 1	Sector 2	Sector 3	Lap Time
7	21.081	16.364	16.130	53.575
8	21.042	15.968	16.065	53.075
9	20.959	15.873	16.041	52.873
10	20.934	15.943	16.032	52.909
11	20.874	16.055	16.044	52.973
12	21.067	15.957	16.175	53.199

No.156 Brucculeri, Adrien

1	24.301	17.277	16.823	58.401
2	21.744	16.526	16.463	54.733
3	21.673	16.922	16.502	55.097
4	21.834	17.157	16.428	55.419
5	21.326	16.145	16.224	53.695
6	39.211	17.390	16.674	1:13.275
7	21.754	16.423	16.458	54.635
8	21.915	16.480	16.584	54.979
9	21.796	16.495	16.644	54.935
10	21.798	16.656	16.738	55.192
11	21.429	16.334	16.513	54.276
12	21.426	16.467	16.498	54.391

No.162 Eisenbeis, Christian

1	26.582	17.582	17.157	1:01.321
2	21.881	16.811	17.273	55.965
3	21.489	16.396	16.558	54.443
4	21.438	16.311	16.362	54.111
5	21.561	18.967	17.228	57.756
6	21.681	16.369	16.370	54.420
7	25.684	16.611	16.485	58.780
8	21.539	16.330	16.320	54.189
9	21.235	16.239	16.269	53.743
10	21.360	16.173	16.285	53.818
11	21.235	16.148	16.204	53.587
12	21.181	16.181	16.369	53.731

No.163 Faint, Jason

1	25.116	17.131	17.209	59.456
2	22.053	18.314	17.049	57.416
3	21.659	16.427	16.594	54.680
4	21.427	16.300	16.444	54.171
5	21.722	16.603	16.450	54.775
6	21.197	16.203	16.280	53.680
7	21.279	16.170	16.256	53.705
8	21.170	16.132	16.233	53.535
9	21.130	16.060	16.748	53.938
10	21.149	16.044	16.150	53.343
11	21.070	16.118	16.174	53.362
12	21.109	16.076	16.213	53.398

Laps	Sector 1	Sector 2	Sector 3	Lap Time
1	24.182	17.073	16.978	58.233
2	22.121	16.495	16.439	55.055
3	21.824	16.680	16.682	55.186
4	21.257	16.210	16.261	53.728
5	21.111	16.018	16.205	53.334
6	20.991	16.045	16.017	53.053

No.164 Hays, Christopher

7	21.040	16.075	16.058	53.173
8	21.003	15.932	16.041	52.976
9	21.016	15.916	16.000	52.932
10	20.999	15.934	15.966	52.899
11	20.951	15.970	15.954	52.875
12	20.976	15.963	16.005	52.944

No.170 Kuovi, Jan

1	25.997	18.277	17.918	1:02.192
2	22.051	16.744	17.146	55.941
3	21.999	16.649	16.582	55.230
4	21.714	16.568	16.485	54.767
5	21.455	17.275	16.554	55.284
6	21.682	16.380	16.303	54.365
7	22.366	16.125	16.292	54.783
8	21.349	16.141	16.223	53.713
9	21.148	16.246	16.225	53.619
10	21.100	16.362	16.238	53.700
11	21.093	16.114	16.219	53.426
12	21.101	16.034	16.210	53.345

No.177 Dielissen, Casper

1	25.866	18.399	17.645	1:01.910
2	22.043	16.821	16.977	55.841
3	22.584	16.708	16.918	56.210
4	21.534	16.352	16.473	54.359
5	21.411	17.170	16.489	55.070
6	21.678	16.396	16.380	54.454
7	22.379	16.290	16.324	54.993
8	21.414	16.325	16.206	53.945
9	21.298	16.197	16.191	53.686
10	21.262	16.264	16.193	53.719
11	21.225	16.217	16.253	53.695
12	21.340	16.279	16.206	53.825

No.199 Charles, Kenny

1	24.873	16.923	16.655	58.451
2	21.848	16.836	16.615	55.299
3	21.538	16.286	16.412	54.236
4	21.275	16.267	16.346	53.888
5	21.210	16.092	16.245	53.547
6	21.107	16.073	16.123	53.303

Laps	Sector 1	Sector 2	Sector 3	Lap Time
7	21.049	16.076	16.138	53.263
8	21.087	15.935	16.116	53.138
9	21.064	15.972	16.090	53.126
10	21.038	15.865	16.042	52.945
11	20.996	15.902	16.085	52.983
12	20.965	15.959	16.075	52.999

No.200 Van Meever, Maks

1	23.940	17.036	16.747	57.723
2	22.058	16.815	16.649	55.522
3	22.327	16.621	16.785	55.733
4	21.840	16.687	16.734	55.261
5	21.444	16.184	16.319	53.947
6	21.190	16.167	16.661	54.018
7	21.262	16.156	16.218	53.636
8	21.238	16.055	16.158	53.451
9	21.130	16.043	16.235	53.408
10	21.096	15.987	16.195	53.278
11	21.054	16.044	16.193	53.291
12	21.243	16.126	16.256	53.625

No.206 Kreutz, Patrick

1	25.451	17.206	17.978	1:00.635
2	21.927	18.295	17.183	57.405
3	22.008	16.592	16.574	55.174
4	21.557	16.291	16.435	54.283
5	21.350	17.865	16.994	56.209

No.207 Negro, Riccardo

1	23.721	16.889	16.876	57.486
2	21.444	16.332	16.421	54.197
3	21.548	16.326	16.436	54.310
4	21.407	16.386	16.420	54.213
5	21.237	16.072	16.232	53.541
6	21.034	16.055	16.116	53.205
7	21.087	16.075	16.055	53.217
8	21.029	15.911	16.049	52.989
9	20.942	15.879	16.007	52.828
10	20.917	15.905	15.936	52.758
11	20.867	16.588	15.917	53.372
12	20.824	15.851	15.940	52.615

No.213 Bray, Daniel

1	23.819	16.938	16.821	57.578
2	22.190	16.661	16.775	55.626
3	22.975	16.761	16.782	56.518
4	21.993	16.382	16.299	54.674
5	21.275	16.081	16.235	53.591
6	21.228	16.100	16.143	53.471
7	20.988	16.121	16.020	53.129



KZ2

Qualifying Heat A-G

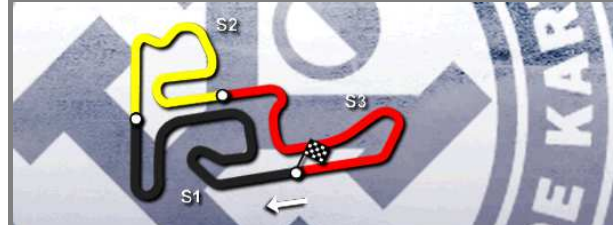
Lap Time Analysis

For information purposes. No official / regulatory value

Laps	Sector 1	Sector 2	Sector 3	Lap Time
8	21.011	15.847	15.941	52.799
9	20.840	15.893	16.022	52.755
10	20.978	16.006	16.004	52.988
11	21.347	16.125	16.334	53.806
12	21.428	15.980	16.000	53.408

No.215 Buznikov, Philipp

1	26.671	17.271	17.320	1:01.262
2	21.985	18.623	17.524	58.132
3	22.213	16.598	16.568	55.379
4	21.675	16.470	16.690	54.835
5	21.453	17.166	16.494	55.113
6	21.563	16.410	16.429	54.402
7	21.704	16.291	16.365	54.360
8	21.171	16.153	16.244	53.568
9	21.172	16.050	16.239	53.461
10	21.166	15.997	16.308	53.471
11	21.378	16.108	16.227	53.713
12	21.064	15.989	16.284	53.337



KZ2

Qualifying Heat A-G
Starting Grid

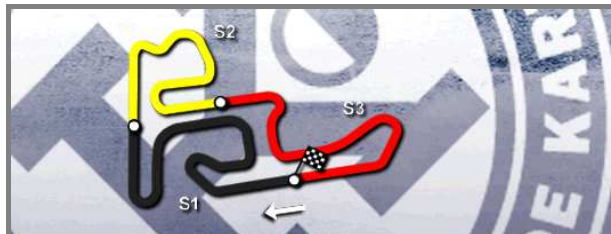
Document 24

Subject to scrutineering & sporting investigations

170	Kuovi, Jan Rosso Korsä / TM / B'stone		12	217	Oswald, Rene Tony Kart / Vortex / B'stone	
162	Eisenbeis, Christian CKR / TM / B'stone		11	156	Brucculeri, Adrien Tony Kart / Vortex / B'stone	
163	Faint, Jason Energy / TM / B'stone		10	129	Lundberg, Douglas Maranello / TM / B'stone	
147	Weber, Johann Stefan CRG / TM / B'stone		9	206	Kreutz, Patrick CKR / De Bei / B'stone	
128	Da Silva, Clement Birel / TM / B'stone		8	215	Buznikov, Philipp CRG / TM / B'stone	
164	Hays, Christopher Energy / TM / B'stone		7	135	Illgen, Kevin CRG / TM / B'stone	
154	Törnqvist, Morgen CRG / TM / B'stone		6	177	Dielissen, Casper RK / Modena Engines / B'stone	
130	Zanchetta, Marco Maranello / TM / B'stone		5	143	Piccini, Alessio Tony Kart / Vortex / B'stone	
142	Zanchi, Matteo BRM / Modena Engines / B'stone		4	149	Palou, Alex CRG / Maxter / B'stone	
155	Wiggers, Symen CRG / TM / B'stone		3	140	Bizalion, Charly BRM / Modena Engines / B'stone	
207	Negro, Riccardo DR / TM / B'stone		2	213	Bray, Daniel GP / TM / B'stone	
199	Charles, Kenny Merlin / TM / B'stone		1	200	Van Meever, Maks Lenzokart / TM / B'stone	

POLE POSITION





Genk 26 - 30.06.2013



CIK-FIA European Championship (Rd2)

KZ2

**Qualifying Heat B-C
Results**

Document 44.1

Subject to scrutineering & sporting investigations

Rnk	No.	Entrant	Nat	Driver	Nat	Equipment	Laps	Gap	Interv.	Best Lap	Penalty	Points
1	176	KK '1'	HRV	Habulin, Kristijan	HRV	CRG / Modena Engines / B'stone	12			52.897		0
2	122	PDB Racing Team	NLD	Öberg, Victor	SWE	Gillard / TM / B'stone	12	1.267	1.267	52.865		2
3	159	DR Srl	ITA	Gudmundsson, Filp	SWE	DR / TM / B'stone	12	3.229	1.962	53.028		3
4	201	DR Srl	ITA	Antonsen, Emil	NOR	DR / TM / B'stone	12	3.450	0.221	52.568		4
5	144	Praga Kart Racing	CZE	Manetti, Alessandro	ITA	Praga / Parilla / B'stone	12	5.346	1.896	52.712		5
6	185	Maddox	NLD	Van Moorsel, Jordi	NLD	Maddox / TM / B'stone	12	5.884	0.538	53.126		6
7	150	CRG Holland	NLD	Pex, Yard	NLD	CRG / TM / B'stone	12	6.042	0.158	52.610		7
8	204	Praga Kart Racing	CZE	Maxa, Radim	CZE	Praga / Parilla / B'stone	12	6.405	0.363	52.920		8
9	209	Comer	ITA	Cunati, Simone	ITA	Top Kart / Parilla / B'stone	12	7.550	1.145	53.143		9
10	137	AVG Racing	NLD	Kremers, Marijn	NLD	Birel / TM / B'stone	12	7.615	0.065	53.199		10
11	184	Mach 1 Motorsport	GER	Norris, John	IRL	Mach 1 / TM / B'stone	12	7.746	0.131	52.812		11
12	139	Goudant, Cédric	FRA	Roy, Maxime	FRA	Tony Kart / Vortex / B'stone	12	8.558	0.812	53.074		12
13	210	Comer	ITA	Savona, Federico	ITA	Top Kart / TM / B'stone	12	8.633	0.075	52.903		13
14	174	Pescador, Jorge	ESP	Pescador, Jorge	ESP	Tony Kart / Vortex / B'stone	12	9.939	1.306	53.233		14
15	136	AVG Racing	NLD	Bos, Jeroen	NLD	Birel / TM / B'stone	12	10.133	0.194	53.011		15
16	216	Neva Ring	RUS	Gagen, Seva	RUS	Parolin / TM / B'stone	12	15.366	5.233	53.227		16
17	208	Solgat Motorsport	DEU	Pronenko, Danijl	UKR	Birel / TM / B'stone	12	16.192	0.826	53.279		17
18	182	Pescador, Luis	ESP	Prosperi, Enrico	ESP	Tony Kart / Vortex / B'stone	12	19.628	3.436	53.401		18
19	133	Renda Motorsport	ITA	Romkema, Ricardo	NLD	Zanardi / TM / B'stone	12	25.356	5.728	52.941		19
20	148	CRG Holland	NLD	Kooijman, Finn	NLD	CRG / TM / B'stone	12	29.036	3.680	53.504	+10.000	20
21	188	Maranello Kart	ITA	Movsesian, Serkos	ITA	Maranello / TM / B'stone	11	1 Lap	1 Lap	53.977		21
22	109	Harmonika Müller RT	AUT	Müller, Marcel	AUT	CRG / Modena Engines / B'stone	2	10 Laps	9 Laps	55.866		22
23	161	DTK Racing Team Poland	POL	Idzkowski, Bartosz	POL	CRG / Maxter / B'stone	1	11 Laps	1 Lap	57.774		23
24	153	CRG Holland	NLD	Steeman, Pepijn	NLD	CRG / TM / B'stone	0	12 Laps	1 Lap			24

No.148 Kooijman, Finn : 10 sec time penalty for jump start (art 2.20 CIK General Prescriptions). According to Stewards' Decision No.37.

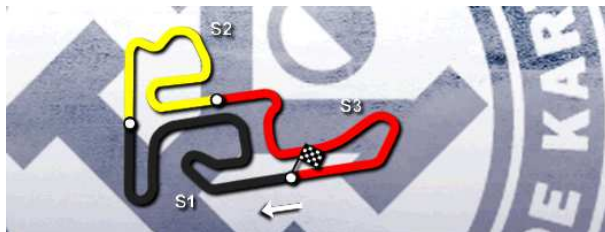
Start Time : 28/06 - 15:33:13

Weather : Cloudy Air : 14°C Track : Dry

Leaders : No.122 Öberg, Victor (1-3) / No.176 Habulin, Kristijan (4-12)

Best Lap : No.201 Antonsen, Emil 52.568 93.13 Kph

Previous Event Record : No.108 Tiene, Felice 52.815 92.70 Kph



DOCUMENT N° 37
DÉCISION DES COMMISSAIRES SPORTIFS
STEWARDS' DECISION

PÉNALITÉ INFLIGÉE AU CONCURRENT (NOM) : **CRG Holland**
PENALTY INFLICTED UPON THE ENTRANT (NAME):

NATIONALITÉ / NATIONALITY: **NLD**

N°: **148** PILOTE : **Kooijman, Finn**
No.: DRIVER :

Concerne la partie de l'Épreuve : **KZ2 - Qualifying Heat B-C**
Concerns the part of the event:

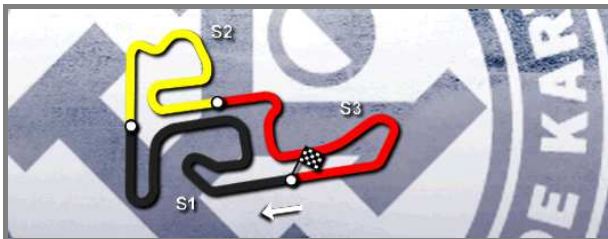
ÉNONCÉ / STATEMENT:
10 sec time penalty in the above session concerned

MOTIF / REASON:
The kart of the Driver concerned moved before the start signal was given (switching off the red lights), reported by the Judge of Facts. Having considered the Report of the Judge of Facts, considering the video evidence and after hearing the Entrant concerned, the Stewards assess this fact as a violation against art 2.20 CIK-FIA General Prescriptions. The Stewards take their decision in application of art. 2.24 CIK-FIA General Prescriptions and art. 152 & 153 FIA International Sporting Code.

Décision annoncée Date / Date: **28/06/2013** Heure / Time: **17:44**
Decision announced

Nom / Name Signature
Président du Collège / Chairman of the Panel:
Horst SEIDEL (DEU) :
Membres du Collège / Members of the Panel:
Jaakko MARKULA (FIN) :
Philippe LACKMAN (BEL) :

NOTIFICATION AU CONCURRENT CONCERNÉ / NOTIFICATION TO THE RELEVANT ENTRANT
Je soussigné :
I undersigned: Nom personnel / personal name
Représentant du Concurrent : **CRG Holland**
Representing the Entrant: Nom du Concurrent / Entrant's name
Certifie avoir reçu notification du document N° **37** des Commissaires Sportifs de l'Épreuve.
Certify that I have been notified of document No. **37** *by the Stewards of the Meeting.*
Date : Heure / Time: Signature :



Genk 26 - 30.06.2013



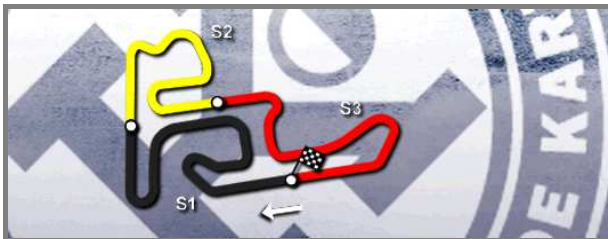
CIK-FIA European Championship (Rd2)

KZ2

Qualifying Heat B-C
Lap Chart

For information purposes. No official / regulatory value

	1	2	3	4	5	6	7	8	9	10	11	12	13	14	15	16	17	18	19	20	21	22	23	24
Grid	122	176	174	201	159	184	133	137	185	139	161	136	216	204	144	150	208	153	148	182	109	210	209	188
Start	122	176	201	174	184	159	137	139	133	185	161	136	204	216	144	150	208	153	109	182	210	209	188	148
Lap 1 Interval	122	176 0.4	201 0.3	159 0.6	137 0.2	174 0.5	185 0.6	161 0.3	139 1.4	144 0.1	204 0.3	150 0.1	209 0.6	148 0.6	109 0.1	210 0.4	184 0.5	136 0.1	188 0.3	208 0.2	216 0.9	182 0.1	209 15.7	188
Lap 2	122	201 0.2	176 0.2	159 0.8	137 0.7	174 0.2	185 0.1	144 2.8	139 0.0	150 0.2	209 0.1	204 0.5	210 1.4	184 0.4	189 0.2	148 0.3	136 0.0	208 0.3	216 0.8	188 0.4	182 0.3	133 14.0		
Lap 3	122	201 0.2	176 0.1	159 0.9	137 0.8	174 0.4	185 0.1	144 2.5	139 0.2	209 0.2	150 0.4	204 0.4	210 0.8	184 0.2	136 2.1	208 2.5	216 0.3	148 0.3	188 0.0	182 0.0	133 11.3			
Lap 4	176	159 1.3	122 0.2	137 0.7	201 0.3	185 0.0	174 0.0	144 1.7	209 0.7	150 0.4	139 0.0	204 0.3	184 0.7	210 0.1	136 2.5	208 3.4	216 0.4	148 1.0	182 0.2	133 9.6	188 1:03			
Lap 5	176	159 1.3	122 0.4	137 1.0	185 0.2	174 0.2	201 0.4	144 0.7	209 0.9	150 0.1	204 0.5	139 0.1	184 0.3	210 0.3	136 2.8	216 3.8	208 0.2	148 1.5	182 0.1	133 9.2	188 1:05			
Lap 6	176	159 1.4	122 0.2	185 1.6	137 0.3	174 0.2	201 0.1	144 0.1	209 1.0	150 0.1	204 0.3	139 0.6	184 0.6	210 0.1	136 2.3	216 4.2	208 0.3	148 1.7	182 0.2	133 8.4	188 1:07			
Lap 7	176	159 1.5	122 0.1	185 1.6	137 0.5	201 0.2	144 0.3	174 0.4	150 0.2	209 0.2	204 0.3	139 0.5	184 0.7	210 0.2	136 2.3	216 4.4	208 0.4	148 1.8	182 0.3	133 7.8	188 1:08			
Lap 8	176	122 1.6	159 0.9	185 0.9	201 0.5	137 0.4	144 0.1	150 0.6	174 0.1	204 0.4	209 0.1	139 0.3	184 0.4	210 0.2	136 2.4	216 4.6	208 0.5	148 1.9	182 0.3	133 7.2	188 1:09			
Lap 9	176	122 1.5	159 1.1	185 0.9	201 0.1	144 0.8	137 0.6	150 0.0	204 0.5	209 0.3	174 1.1	184 0.0	139 0.0	210 0.4	136 1.6	216 4.8	208 0.6	148 2.2	182 0.3	133 6.5	188 1:10			
Lap 10	176	122 1.5	159 1.2	201 0.7	185 0.6	144 0.1	150 0.9	204 0.6	137 0.5	209 0.1	184 1.1	139 0.3	210 0.4	174 0.4	136 0.7	216 4.9	208 0.7	148 2.4	182 0.6	133 5.6	188 1:13			
Lap 11	176	122 1.5	159 1.4	201 0.2	185 1.3	144 0.1	150 0.3	204 0.9	137 0.8	209 0.1	184 0.7	139 0.5	210 0.2	174 1.2	136 0.1	216 5.2	208 0.6	148 2.6	182 0.5	133 5.2	188 1:14			
Lap 12	176	122 1.2	159 1.9	201 0.2	144 1.8	185 0.5	150 0.1	204 0.3	209 1.1	137 0.0	184 0.1	139 0.8	210 0.0	174 1.3	136 0.1	216 5.2	208 0.8	148 2.8	182 0.5	133 5.7				



KZ2

Qualifying Heat B-C

Lap Time Analysis

For information purposes. No official / regulatory value

Laps	Sector 1	Sector 2	Sector 3	Lap Time
No.109 Müller, Marcel				
1	26.754	17.138	16.542	1:00.434
2	21.632	16.790	17.444	55.866

Laps	Sector 1	Sector 2	Sector 3	Lap Time
No.122 Öberg, Victor				
1	23.384	16.439	16.387	56.210
2	21.538	16.252	16.343	54.133
3	21.323	16.089	16.237	53.649
4	21.734	17.483	16.352	55.569
5	21.188	16.103	16.186	53.477
6	21.109	15.941	16.166	53.216
7	21.069	16.093	16.160	53.322
8	21.045	15.931	16.099	53.075
9	20.961	15.918	16.069	52.948
10	20.918	15.902	16.065	52.885
11	20.922	15.912	16.031	52.865
12	20.955	15.930	16.037	52.922

Laps	Sector 1	Sector 2	Sector 3	Lap Time
No.133 Romkema, Ricardo				
1	46.853	16.803	16.469	1:20.125
2	21.273	16.184	16.248	53.705
3	21.188	16.137	16.254	53.579
4	21.167	16.111	16.224	53.502
5	21.469	16.281	16.179	53.929
6	21.046	16.012	16.107	53.165
7	21.008	15.949	16.082	53.039
8	20.918	15.935	16.095	52.948
9	20.975	15.906	16.060	52.941
10	20.916	15.987	16.080	52.983
11	20.992	15.894	16.057	52.943
12	21.201	16.339	16.554	54.094

Laps	Sector 1	Sector 2	Sector 3	Lap Time
No.136 Bos, Jeroen				
1	27.884	17.266	17.174	1:02.324
2	21.817	16.361	17.014	55.192
3	22.074	16.357	16.353	54.784
4	21.172	16.147	16.289	53.608
5	21.213	16.083	16.242	53.538
6	21.009	15.959	16.132	53.100
7	21.145	16.034	16.125	53.304
8	21.018	15.933	16.139	53.090
9	20.975	15.958	16.078	53.011
10	21.020	16.001	16.121	53.142
11	20.981	15.997	16.093	53.071
12	21.088	16.078	16.091	53.257

Laps	Sector 1	Sector 2	Sector 3	Lap Time
No.137 Kremers, Marijn				
1	23.832	16.416	16.602	56.850
2	21.827	16.369	16.341	54.537
3	21.233	16.169	16.350	53.752

Laps	Sector 1	Sector 2	Sector 3	Lap Time
4	21.299	16.212	16.666	54.177
5	21.254	16.170	16.330	53.754
6	21.249	16.537	16.405	54.191
7	21.221	16.081	16.280	53.582
8	21.200	16.351	16.191	53.742
9	21.473	16.063	16.209	53.745
10	21.394	16.382	16.455	54.231
11	21.030	16.016	16.153	53.199
12	21.182	16.389	16.290	53.861

Laps	Sector 1	Sector 2	Sector 3	Lap Time
No.139 Roy, Maxime				
1	26.128	16.811	16.560	59.499
2	21.777	16.732	16.394	54.903
3	21.477	16.225	16.139	53.841
4	21.273	16.586	16.434	54.293
5	21.212	16.092	16.439	53.743
6	21.114	15.981	16.393	53.488
7	21.071	15.989	16.061	53.121
8	21.060	16.186	16.048	53.294
9	21.036	16.454	16.592	54.082
10	21.372	16.012	16.187	53.571
11	21.039	15.999	16.036	53.074
12	20.979	16.066	16.292	53.337

Laps	Sector 1	Sector 2	Sector 3	Lap Time
No.144 Manetti, Alessandro				
1	25.705	16.910	16.428	59.043
2	21.696	16.438	16.561	54.695
3	21.304	16.113	16.274	53.691
4	21.067	16.039	16.161	53.267
5	21.081	16.055	16.062	53.198
6	20.874	15.978	16.168	53.020
7	21.472	16.008	16.148	53.628
8	21.212	15.982	16.095	53.289
9	20.991	15.884	16.023	52.898
10	20.812	15.894	16.006	52.712
11	21.198	15.917	16.074	53.189
12	21.576	15.921	16.322	53.819

Laps	Sector 1	Sector 2	Sector 3	Lap Time
No.148 Kooijman, Finn				
1	25.541	17.068	16.661	59.270
2	21.708	16.824	17.861	56.393
3	22.415	18.125	17.579	58.119
4	22.059	16.636	16.457	55.152
5	21.560	16.262	16.494	54.316
6	21.554	16.022	16.304	53.880
7	21.310	16.025	16.253	53.588
8	21.293	16.054	16.266	53.613
9	21.361	16.001	16.238	53.600
10	21.286	16.046	16.197	53.529
11	21.347	15.979	16.178	53.504

Laps	Sector 1	Sector 2	Sector 3	Lap Time
12	21.262	16.026	16.266	53.554

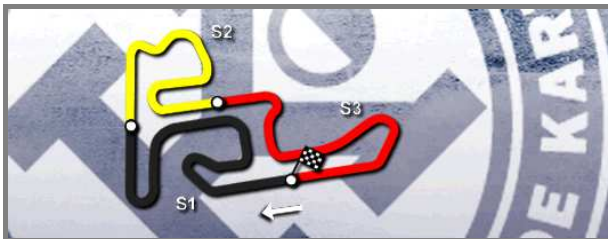
Laps	Sector 1	Sector 2	Sector 3	Lap Time
No.150 Pex, Yard				
1	25.917	16.957	16.444	59.318
2	21.449	16.647	16.420	54.516
3	21.418	16.765	16.167	54.350
4	20.987	16.256	16.224	53.467
5	21.019	16.058	16.051	53.128
6	21.074	16.020	16.015	53.109
7	21.074	15.941	16.052	53.067
8	20.957	16.150	16.219	53.326
9	20.941	15.986	16.042	52.969
10	21.028	15.890	16.017	52.935
11	20.861	15.812	15.937	52.610
12	21.369	15.946	16.813	54.128

Laps	Sector 1	Sector 2	Sector 3	Lap Time
No.159 Gudmundsson, Filp				
1	23.738	16.427	16.586	56.751
2	21.513	16.254	16.268	54.035
3	21.242	16.117	16.233	53.592
4	21.256	16.538	16.302	54.096
5	21.124	16.001	16.145	53.270
6	21.178	16.002	16.199	53.379
7	21.187	16.111	16.189	53.487
8	22.020	15.994	16.121	54.135
9	21.054	15.918	16.131	53.103
10	21.019	15.917	16.092	53.028
11	21.055	15.934	16.042	53.031
12	21.080	16.099	16.281	53.460

Laps	Sector 1	Sector 2	Sector 3	Lap Time
No.161 Idzkowski, Bartosz				
1	24.748	16.504	16.522	57.774

Laps	Sector 1	Sector 2	Sector 3	Lap Time
No.174 Pescador, Jorge				
1	24.496	16.670	16.524	57.690
2	21.532	16.371	16.363	54.266
3	21.216	16.420	16.346	53.982
4	21.457	16.131	16.608	54.196
5	21.449	16.040	16.264	53.753
6	21.100	16.387	16.468	53.955
7	21.704	16.355	16.287	54.346
8	21.080	16.144	16.518	53.742
9	21.228	16.885	16.716	54.829
10	21.894	16.454	16.259	54.607
11	21.490	16.009	16.174	53.673
12	21.036	15.984	16.213	53.233

Laps	Sector 1	Sector 2	Sector 3	Lap Time
No.176 Habulin, Kristijan				
1	23.825	16.402	16.288	56.515
2	21.391	16.569	16.237	54.197
3	21.325	16.016	16.114	53.455



KZ2 Qualifying Heat B-C
Lap Time Analysis

For information purposes. No official / regulatory value

Laps	Sector 1	Sector 2	Sector 3	Lap Time
4	21.355	16.128	16.184	53.667
5	21.145	16.038	16.148	53.331
6	21.005	16.041	16.203	53.249
7	21.086	16.169	16.131	53.386
8	20.979	15.985	16.087	53.051
9	21.016	15.969	16.049	53.034
10	20.945	15.896	16.056	52.897
11	21.005	15.929	15.989	52.923
12	21.038	16.007	16.125	53.170

No.182 Prosperi, Enrico

1	27.337	18.550	17.290	1:03.177
2	22.104	16.674	16.606	55.384
3	21.780	17.372	17.097	56.249
4	22.245	16.511	16.471	55.227
5	21.513	16.337	16.461	54.311
6	21.529	16.139	16.277	53.945
7	21.377	16.121	16.209	53.707
8	21.258	16.018	16.267	53.543
9	21.256	16.155	16.236	53.647
10	21.507	16.150	16.160	53.817
11	21.165	16.107	16.129	53.401
12	21.259	16.118	16.224	53.601

No.184 Norris, John

1	27.476	18.128	17.459	1:03.063
2	21.534	16.327	16.857	54.718
3	21.087	16.048	16.173	53.308
4	20.941	16.001	16.105	53.047
5	20.988	15.944	16.101	53.033
6	20.955	15.990	16.788	53.733
7	21.071	15.993	16.128	53.192
8	20.920	16.009	16.071	53.000
9	20.885	16.047	16.679	53.611
10	21.127	16.053	16.142	53.322
11	20.945	15.878	15.989	52.812
12	20.943	15.900	16.253	53.096

No.185 Van Moorsel, Jordi

1	24.493	16.590	16.387	57.470
2	21.321	16.125	16.268	53.714
3	21.409	16.135	16.417	53.961
4	21.058	16.136	16.828	54.022
5	21.285	16.109	16.135	53.529
6	21.116	16.270	16.198	53.584
7	21.165	16.040	16.194	53.399
8	21.123	16.029	16.133	53.285
9	21.022	16.008	16.096	53.126
10	21.443	15.952	16.118	53.513
11	21.072	16.013	16.103	53.188

Laps	Sector 1	Sector 2	Sector 3	Lap Time
12	21.374	16.162	16.975	54.511

No.188 Movsesian, Serkos

1	26.772	17.598	16.958	1:01.328
2	21.960	17.243	17.217	56.420
3	21.887	17.572	17.028	56.487
4	21.874	1:27.805	18.391	2:08.070
5	22.600	16.901	16.702	56.203
6	21.594	16.598	16.628	54.820
7	21.394	16.312	16.346	54.052
8	21.351	16.275	16.351	53.977
9	21.894	16.377	16.443	54.714
10	22.345	16.615	16.504	55.464
11	21.349	16.361	16.397	54.107

No.201 Antonsen, Emil

1	23.855	16.425	16.276	56.556
2	21.181	16.164	16.241	53.586
3	21.400	15.989	16.226	53.615
4	21.593	17.661	17.209	56.463
5	21.934	16.180	16.265	54.379
6	20.977	16.098	16.526	53.601
7	21.400	15.996	16.061	53.457
8	21.016	15.975	16.032	53.023
9	20.887	15.820	15.968	52.675
10	20.935	15.759	16.018	52.712
11	20.829	15.794	15.945	52.568
12	20.909	16.070	16.405	53.384

No.204 Maxa, Radim

1	25.987	16.964	16.523	59.474
2	21.733	17.063	16.598	55.394
3	21.486	16.162	16.348	53.996
4	21.099	15.991	16.419	53.509
5	21.039	16.022	16.112	53.173
6	20.955	15.906	16.138	52.999
7	21.124	15.946	16.192	53.262
8	21.025	16.171	16.143	53.339
9	20.942	15.931	16.077	52.950
10	20.908	16.025	16.109	53.042
11	20.894	15.946	16.080	52.920
12	20.944	15.916	16.633	53.493

No.208 Pronenko, Danijl

1	28.161	17.497	16.802	1:02.460
2	21.828	16.598	16.457	54.883
3	22.123	17.827	17.106	57.056
4	21.691	16.323	16.423	54.437
5	21.292	16.208	16.702	54.202
6	21.384	16.082	16.223	53.689

Laps	Sector 1	Sector 2	Sector 3	Lap Time
7	21.255	15.970	16.291	53.516
8	21.145	16.118	16.164	53.427
9	21.142	16.017	16.157	53.316
10	21.145	16.025	16.178	53.348
11	21.149	16.012	16.118	53.279
12	21.132	16.106	16.154	53.392

No.209 Cunati, Simone

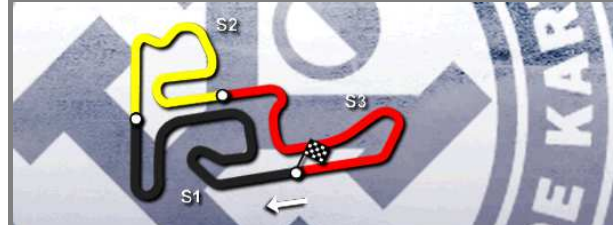
1	25.751	16.993	16.366	59.110
2	21.226	16.492	16.295	54.013
3	21.365	16.234	16.111	53.710
4	21.101	16.163	16.196	53.460
5	21.118	16.177	16.167	53.462
6	20.993	16.038	16.114	53.145
7	21.386	15.984	16.079	53.449
8	21.114	16.590	16.097	53.801
9	20.980	16.135	16.028	53.143
10	20.810	16.078	16.527	53.415
11	21.106	16.052	16.008	53.166
12	21.104	16.116	16.451	53.671

No.210 Savona, Federico

1	26.649	17.037	16.877	1:00.563
2	21.455	16.747	16.598	54.800
3	21.233	16.038	16.169	53.440
4	21.046	15.968	16.466	53.480
5	21.117	16.009	16.146	53.272
6	21.042	16.015	16.448	53.505
7	21.187	15.930	16.198	53.315
8	20.971	15.925	16.107	53.003
9	21.028	16.193	16.643	53.864
10	21.335	16.137	16.049	53.521
11	20.906	15.918	16.079	52.903
12	20.945	16.005	16.217	53.167

No.216 Gagen, Seva

1	29.887	16.984	16.856	1:03.727
2	21.552	16.519	16.677	54.748
3	21.481	17.554	17.515	56.550
4	21.715	16.304	16.488	54.507
5	21.164	16.129	16.305	53.598
6	21.157	16.058	16.284	53.499
7	21.175	16.039	16.228	53.442
8	21.155	16.060	16.099	53.314
9	21.077	15.972	16.191	53.240
10	21.033	16.065	16.129	53.227
11	21.240	16.039	16.108	53.387
12	21.068	15.990	16.175	53.233



KZ2

Qualifying Heat B-C

Document 23

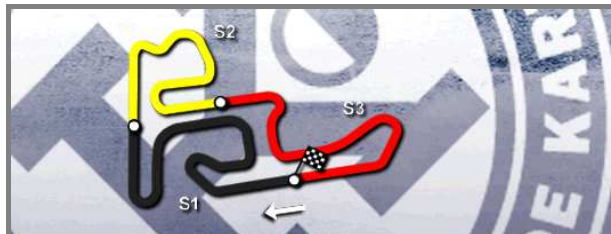
Starting Grid

Subject to scrutineering & sporting investigations

209	Cunati, Simone Top Kart / Parilla / B'stone		12	188	Movsesian, Serkos Maranello / TM / B'stone	
109	Müller, Marcel CRG / Modena Engines / B'stone		11	210	Savona, Federico Top Kart / TM / B'stone	
148	Kooijman, Finn CRG / TM / B'stone		10	182	Prosperi, Enrico Tony Kart / Vortex / B'stone	
208	Pronenko, Danijl Birel / TM / B'stone		9	153	Steeman, Pepijn CRG / TM / B'stone	
144	Manetti, Alessandro Praga / Parilla / B'stone		8	150	Pex, Yard CRG / TM / B'stone	
216	Gagen, Seva Parolin / TM / B'stone		7	204	Maxa, Radim Praga / Parilla / B'stone	
161	Idzkowski, Bartosz CRG / Maxter / B'stone		6	136	Bos, Jeroen Birel / TM / B'stone	
185	Van Moorsel, Jordi Maddox / TM / B'stone		5	139	Roy, Maxime Tony Kart / Vortex / B'stone	
133	Romkema, Ricardo Zanardi / TM / B'stone		4	137	Kremers, Marijn Birel / TM / B'stone	
159	Gudmundsson, Filp DR / TM / B'stone		3	184	Norris, John Mach 1 / TM / B'stone	
174	Pescador, Jorge Tony Kart / Vortex / B'stone		2	201	Antonsen, Emil DR / TM / B'stone	
122	Öberg, Victor Gillard / TM / B'stone		1	176	Habulin, Kristijan CRG / Modena Engines / B'stone	

POLE POSITION





Genk 26 - 30.06.2013



CIK-FIA European Championship (Rd2)

KZ2

Qualifying Heat D-E Results

Document 43.1

Subject to scrutineering & sporting investigations

Rnk	No.	Entrant	Nat	Driver	Nat	Equipment	Laps	Gap	Interv.	Best Lap	Penalty	Points
1	197	Solgat Motorsport	DEU	Kappis, Patrick	DEU	Birel / TM / B'stone	12			52.973		0
2	181	LH Racing Team	SWE	Hiltbrand, Pedro	ESP	LH / Maxter / B'stone	12	0.209	0.209	52.983		2
3	205	Paauperkarttracing	NLD	Paauwe, Menno	NLD	Birel / TM / B'stone	12	0.371	0.162	53.117		3
4	180	KSM Racing Team	DEU	Schmitz, Alexander	DEU	Tony Kart / Vortex / B'stone	12	0.971	0.600	52.906		4
5	141	BRM Racing	ITA	Ghidella, Matteo	ITA	BRM / Modena Engines / B'stone	12	1.097	0.126	52.987		5
6	168	G-Star Raw Racing	BEL	Szymkowiak, Jules	NLD	Zanardi / TM / B'stone	12	1.431	0.334	52.975		6
7	192	CKR	ITA	Bombardelli, Luca	ITA	CKR / De Bei / B'stone	12	8.062	6.631	53.282		7
8	195	RS-Motorsport	DEU	Zimmermann, Tim	DEU	ART GP / TM / B'stone	12	8.231	0.169	53.265		8
9	125	J.S. Racing	DNK	Christensen, Toke	DNK	CRG / TM / B'stone	12	8.586	0.355	53.306		9
10	166	Gold Kart Racing Team	ITA	Aceto, Massimo	ITA	Righetti / TM / B'stone	12	9.301	0.715	53.274		10
11	211	DR Germany	DEU	Huber, Manuel	DEU	DR / TM / B'stone	12	11.270	1.969	53.405		11
12	123	TBkart Srl	ITA	Brenna, Simone	ITA	TB Kart / Modena Engines / B'stone	12	13.033	1.763	53.091	+10.000	12
13	152	CRG Holland	NLD	Schmidt, Dominik	DEU	CRG / TM / B'stone	12	14.576	1.543	53.242	+10.000	13
14	191	Marconi, Tommaso	ITA	Marconi, Tommaso	ITA	First / TM / B'stone	12	15.102	0.526	53.336	+10.000	14
15	220	CRG Holland	NLD	Törnqvist, Person Benjamin	SWE	CRG / TM / B'stone	12	16.910	1.808	53.582		15
16	169	Harmuth, Nicolas	GER	Harmuth, Nicolas	GER	GP / Maxter / B'stone	12	17.331	0.421	53.751		16
17	138	AVG Racing	NLD	Specken, Guust	NLD	Birel / TM / B'stone	12	17.721	0.390	53.005	+10.000	17
18	202	RK Racing Team	AUT	Gyr, Kevin	CHE	RK / TM / B'stone	12	17.755	0.034	53.493		18
19	146	CRG Racing Germany	DEU	Dresen, Andreas	DEU	CRG / TM / B'stone	12	18.360	0.605	53.866		19
20	193	Racing Motor DK	DNK	Poulsen, Lasse	DNK	LH / TM / B'stone	12	20.107	1.747	53.894		20
21	157	De Gaye, Brice	GER	De Gaye, Brice	GER	CRG / Maxter / B'stone	12	21.426	1.319	53.119	+13.000	21
22	132	Hansen, Jonas	DNK	Hansen, Jonas	DNK	Maranello / Vortex / B'stone	12	21.519	0.093	53.409	+10.000	22
23	173	Joka Kart Team	CZE	Osmera, Jan	CZE	Birel / TM / B'stone	12	51.342	29.823	54.260		23
24	151	CRG Holland	NLD	Rasmussen, Nikolaj	DNK	Dino / TM / B'stone	5	7 Laps	7 Laps	53.568		24

No.123 Brenna, Simone : 10 sec time penalty for jump start (art 2.20 CIK General Prescriptions). According to Stewards' Decision No.27.

No.152 Schmidt, Dominik : 10 sec time penalty for bad manoeuvre (art 2.24 CIK General Prescriptions). According to Stewards' Decision No.42.

No.191 Marconi, Tommaso : 10 sec time penalty for jump start (art 2.20 CIK General Prescriptions). According to Stewards' Decision No.41.

No.138 Specken, Guust : 10 sec time penalty for jump start (art 2.20 CIK General Prescriptions). According to Stewards' Decision No.36.

No.157 De Gaye, Brice : 10 sec time penalty for jump start (art 2.20 CIK General Prescriptions). According to Stewards' Decision No.42. And 3s Penalty for exceeding noise limit up to 1 dB / art. 11.G CIK-FIA Specific Regulations

No.132 Hansen, Jonas : 10 sec time penalty for jump start (art 2.20 CIK General Prescriptions). According to Stewards' Decision No.44.

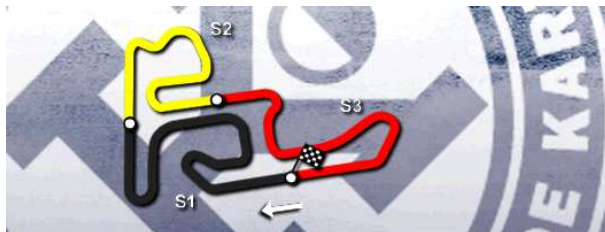
Leaders : No.168 Szymkowiak, Jules (1-1) / No.205 Paauwe, Menno (2-10) / No.197 Kappis, Patrick (11-12)

Start Time : 28/06 - 15:14:10

Best Lap : No.180 Schmitz, Alexander 52.906 92.54 Kph

Weather : Cloudy Air : 14°C Track : Dry

Event Record : No.108 Tiene, Felice 52.815 92.70 Kph



DOCUMENT N° 44
DÉCISION DES COMMISSAIRES SPORTIFS
STEWARDS' DECISION

PÉNALITÉ INFLIGÉE AU CONCURRENT (NOM) : **Hansen, Jonas**
PENALTY INFLICTED UPON THE ENTRANT (NAME):

NATIONALITÉ / NATIONALITY: **DNK**

N°: **132** PILOTE : **Hansen, Jonas**
No.: DRIVER :

Concerne la partie de l'Épreuve : **KZ2 - Qualifying Heat D-E**
Concerns the part of the event:

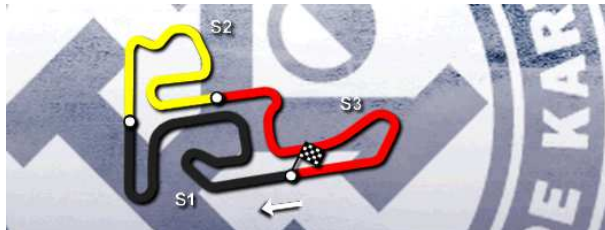
ÉNONCÉ / STATEMENT:
10 sec time penalty in the above session concerned

MOTIF / REASON:
The kart of the Driver concerned moved before the start signal was given (switching off the red lights), reported by the Judge of Facts. Having considered the Report of the Judge of Facts, considering the video evidence and after hearing the Entrant concerned, the Stewards assess this fact as a violation against art 2.20 CIK-FIA General Prescriptions. The Stewards take their decision in application of art. 2.24 CIK-FIA General Prescriptions and art. 152 & 153 FIA International Sporting Code.

Décision annoncée Date / Date: **28/06/2013** Heure / Time: **19:08**
Decision announced

Nom / Name Signature
Président du Collège / Chairman of the Panel:
Horst SEIDEL (DEU) :
Membres du Collège / Members of the Panel:
Jaakko MARKULA (FIN) :
Philippe LACKMAN (BEL) :

NOTIFICATION AU CONCURRENT CONCERNÉ / NOTIFICATION TO THE RELEVANT ENTRANT
Je soussigné :
I undersigned: Nom personnel / personal name
Représentant du Concurrent : **Hansen, Jonas**
Representing the Entrant: Nom du Concurrent / Entrant's name
Certifie avoir reçu notification du document N° **44** des Commissaires Sportifs de l'Épreuve.
Certify that I have been notified of document No. **44** *by the Stewards of the Meeting.*
Date : Heure / Time: Signature :



DOCUMENT N° 43
DÉCISION DES COMMISSAIRES SPORTIFS
STEWARDS' DECISION

PÉNALITÉ INFLIGÉE AU CONCURRENT (NOM) : <i>PENALTY INFLICTED UPON THE ENTRANT (NAME):</i>	De Gaye, Brice
NATIONALITÉ / NATIONALITY:	FRA
N°: No.: 157	PILOTE : DRIVER : De Gaye, Brice

Concerne la partie de l'Épreuve : **KZ2 - Qualifying Heat D-E**
Concerns the part of the event:

ÉNONCÉ / STATEMENT:
Time penalty of 3 seconds for exceeding the prescribed noise limit up to 1 dB in the Heat / Race concerned.

MOTIF / REASON:
Exceeding the prescribed noise limit during the Heat / Race. the Heat / Race up to 1 dB (xxx dB).
The Stewards assess this fact as a violation against art. 2.19.1 CIK-FIA Technical Regulations (update published in CIK-FIA Bulletin 34).
The Stewards made their Decision in application of art. 11.G CIK-FIA Specific Prescriptions (published in CIK-FIA Bulletin 35 on 14/08/2012 with immediate implementation).

Décision annoncée <i>Decision announced</i>	Date / Date: 28/06/2013	Heure / Time: 19:02
---	--------------------------------	----------------------------

Nom / Name	Signature
Président du Collège / <i>Chairman of the Panel:</i> Horst SEIDEL (DEU) :	
Membres du Collège / <i>Members of the Panel:</i> Jaakko MARKULA (FIN) :	
Philippe LACKMAN (BEL) :	

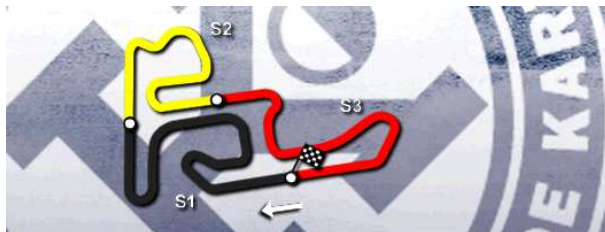
NOTIFICATION AU CONCURRENT CONCERNÉ / NOTIFICATION TO THE RELEVANT ENTRANT

Je soussigné :
I undersigned: Nom personnel / personal name

Représentant du Concurrent : **De Gaye, Brice**
Representing the Entrant: Nom du Concurrent / Entrant's name

Certifie avoir reçu notification du document N° **43** des Commissaires Sportifs de l'Épreuve.
Certify that I have been notified of document No. by the Stewards of the Meeting.

Date : Heure / Time: Signature :



DOCUMENT N° 41
DÉCISION DES COMMISSAIRES SPORTIFS
STEWARDS' DECISION

PÉNALITÉ INFLIGÉE AU CONCURRENT (NOM) : **Marconi, Tommaso**
PENALTY INFLICTED UPON THE ENTRANT (NAME):

NATIONALITÉ / NATIONALITY: **ITA**

N°: **191** PILOTE : **Marconi, Tommaso**
No.: DRIVER :

Concerne la partie de l'Épreuve : **KZ2 - Qualifying Heat D-E**
Concerns the part of the event:

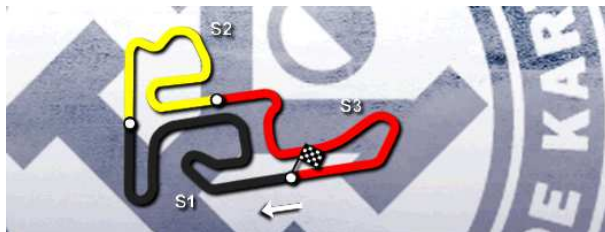
ÉNONCÉ / STATEMENT:
10 sec time penalty in the above session concerned

MOTIF / REASON:
The kart of the Driver concerned moved before the start signal was given (switching off the red lights), reported by the Judge of Facts. Having considered the Report of the Judge of Facts, considering the video evidence and after hearing the Entrant concerned, the Stewards assess this fact as a violation against art 2.20 CIK-FIA General Prescriptions. The Stewards take their decision in application of art. 2.24 CIK-FIA General Prescriptions and art. 152 & 153 FIA International Sporting Code.

Décision annoncée Date / Date: **28/06/2013** Heure / Time: **18:57**
Decision announced

Nom / Name Signature
Président du Collège / Chairman of the Panel:
Horst SEIDEL (DEU) :
Membres du Collège / Members of the Panel:
Jaakko MARKULA (FIN) :
Philippe LACKMAN (BEL) :

NOTIFICATION AU CONCURRENT CONCERNÉ / NOTIFICATION TO THE RELEVANT ENTRANT
Je soussigné :
I undersigned: Nom personnel / personal name
Représentant du Concurrent : **Marconi, Tommaso**
Representing the Entrant: Nom du Concurrent / Entrant's name
Certifie avoir reçu notification du document N° **41** des Commissaires Sportifs de l'Épreuve.
Certify that I have been notified of document No. **41** *by the Stewards of the Meeting.*
Date : Heure / Time: Signature :



DOCUMENT N° 27
DÉCISION DES COMMISSAIRES SPORTIFS
STEWARDS' DECISION

PÉNALITÉ INFLIGÉE AU CONCURRENT (NOM) : **TBkart Srl**
PENALTY INFLICTED UPON THE ENTRANT (NAME):

NATIONALITÉ / NATIONALITY: **ITA**

N°: **123** PILOTE : **Brenna, Simone**
No.: *DRIVER:*

Concerne la partie de l'Épreuve : **KZ2 - Qualifying Heat D-E**
Concerns the part of the event:

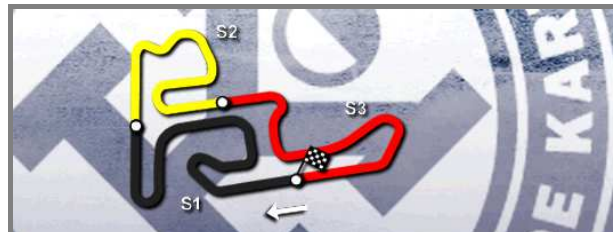
ÉNONCÉ / STATEMENT:
10 sec time penalty in the Heat D=E.

MOTIF / REASON:
The kart of the Driver concerned moved before the start signal was given (switching off the red lights), reported by the Judge of Facts. Having considered the Report of the Judge of Facts, considering the video evidence and after hearing the Entrant concerned, the Stewards assess this fact as a violation against art 2.20 CIK-FIA General Prescriptions. The Stewards take their decision in application of art. 2.24 CIK-FIA General Prescriptions and art. 152 & 153 FIA International Sporting Code.

Décision annoncée Date / Date: **28/06/2013** Heure / Time: **16:42**
Decision announced

Nom / Name Signature
Président du Collège / Chairman of the Panel:
Horst SEIDEL (DEU) :
Membres du Collège / Members of the Panel:
Jaakko MARKULA (FIN) :
Philippe LACKMAN (BEL) :

NOTIFICATION AU CONCURRENT CONCERNÉ / NOTIFICATION TO THE RELEVANT ENTRANT
Je soussigné :
I undersigned: Nom personnel / personal name
Représentant du Concurrent : **TBkart Srl**
Representing the Entrant: Nom du Concurrent / Entrant's name
Certifie avoir reçu notification du document N° **27** des Commissaires Sportifs de l'Épreuve.
Certify that I have been notified of document No. *by the Stewards of the Meeting.*
Date : Heure / Time: Signature :



Genk 26 - 30.06.2013



CIK-FIA European Championship (Rd2)

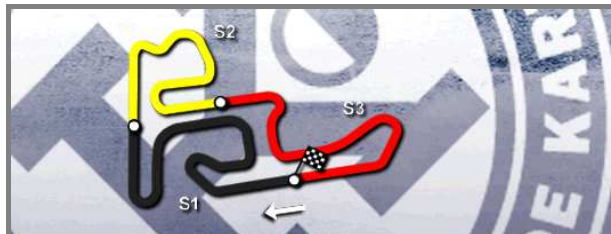
KZ2

Qualifying Heat D-E

Lap Chart

For information purposes. No official / regulatory value

	1	2	3	4	5	6	7	8	9	10	11	12	13	14	15	16	17	18	19	20	21	22	23	24
Grid	157	205	168	197	180	181	191	192	132	141	123	211	202	166	152	125	193	173	195	138	151	146	169	220
Start	157	205	168	197	181	180	192	141	123	191	211	132	166	152	202	173	195	193	146	151	125	169	220	138
Lap 1 Interval	168	205 0.0	181 0.2	157 0.2	197 0.1	123 1.1	141 0.1	166 0.2	191 0.1	152 0.5	180 0.1	173 0.2	202 0.2	192 0.5	211 0.5	195 0.0	132 0.4	151 0.0	138 0.5	169 0.3	220 0.2	146 0.1	125 0.1	193 0.2
Lap 2	205	197 0.2	181 0.6	168 0.0	123 0.5	141 0.2	157 0.1	166 0.2	191 0.2	180 0.5	152 0.2	173 0.2	202 0.2	192 0.2	195 1.0	211 0.3	132 0.4	138 0.3	151 0.2	125 0.6	169 0.3	220 0.0	146 0.1	193 0.4
Lap 3	205	197 0.3	181 0.4	123 0.2	168 0.3	141 0.1	157 0.3	166 0.1	180 0.1	191 0.3	152 0.1	202 1.0	192 0.4	173 0.2	195 0.1	211 0.4	132 0.6	138 0.1	151 0.4	125 0.3	146 1.9	220 0.1	169 0.3	193 0.0
Lap 4	205	197 0.2	181 0.2	123 0.2	141 0.5	168 0.2	157 0.2	180 0.4	166 0.2	152 0.2	191 0.2	202 0.7	192 0.2	195 0.4	211 0.7	173 0.3	138 0.0	132 0.4	151 0.1	125 0.2	146 2.9	169 0.8	193 0.2	220 0.9
Lap 5	205	197 0.2	181 0.2	123 0.2	141 0.4	168 0.6	180 0.4	157 0.3	166 0.2	152 0.1	191 0.4	192 1.3	202 0.2	195 0.0	138 1.1	211 0.0	173 0.5	181 0.1	125 0.5	132 0.1	146 2.6	169 0.7	193 0.2	220 0.8
Lap 6	205	181 0.3	197 0.2	123 0.2	141 0.1	168 0.8	180 0.1	157 0.6	152 0.3	166 0.3	191 0.3	192 1.1	195 0.9	138 0.6	202 0.1	211 0.0	125 0.8	132 0.5	146 3.2	169 0.2	193 0.2	220 0.8	173 22.9	
Lap 7	205	181 0.1	197 0.2	141 0.5	123 0.3	180 0.4	168 0.2	157 0.6	152 0.5	191 0.8	192 1.3	166 0.0	195 0.5	138 0.2	125 1.5	211 0.7	132 0.3	146 3.1	169 0.2	193 1.3	220 0.2	202 0.3	173 24.9	
Lap 8	205	181 0.3	197 0.1	141 0.1	123 0.7	180 0.0	168 0.3	157 0.7	152 0.6	191 1.0	192 1.9	195 0.3	138 0.3	166 1.0	125 0.0	211 0.7	132 0.2	169 3.9	146 0.2	193 1.4	220 0.1	202 0.6	173 26.4	
Lap 9	205	181 0.2	197 0.1	141 0.1	180 0.8	168 0.6	123 0.3	157 0.0	152 0.8	191 1.1	192 1.7	138 0.5	195 0.3	125 1.1	166 0.7	211 0.7	132 0.4	146 4.6	169 0.2	220 0.3	202 0.6	193 1.6	173 26.4	
Lap 10	205	197 0.1	181 0.2	141 0.2	180 0.7	168 0.5	123 1.0	152 1.1	191 0.7	157 0.7	192 0.8	138 0.2	195 0.5	125 1.2	166 0.7	132 1.3	211 0.2	146 4.7	169 0.2	220 0.1	202 0.3	193 2.3	173 27.4	
Lap 11	197	181 0.2	205 0.0	141 0.1	180 0.3	168 0.6	123 1.1	152 1.5	191 0.6	192 2.0	138 0.1	195 0.3	157 0.1	125 0.7	166 0.7	211 1.7	132 0.2	220 5.3	169 0.2	146 0.4	202 0.1	193 2.0	173 28.3	
Lap 12	197	181 0.2	205 0.1	180 0.6	141 0.1	168 0.3	123 1.6	152 1.5	191 0.5	138 2.6	192 0.3	195 0.1	157 0.1	125 0.1	166 0.7	211 1.9	132 0.2	220 5.3	169 0.4	202 0.4	146 0.6	193 1.7	173 31.2	



Genk 26 - 30.06.2013



KZ2



CIK-FIA European Championship (Rd2)

KZ2

Qualifying Heat D-E

Lap Time Analysis

For information purposes. No official / regulatory value

Laps	Sector 1	Sector 2	Sector 3	Lap Time
No.123 Brenna, Simone				
1	25.002	17.304	16.728	59.034
2	21.709	16.483	16.406	54.598
3	21.318	16.110	16.238	53.666
4	21.161	15.973	16.232	53.366
5	21.125	15.918	16.130	53.173
6	21.203	15.948	16.124	53.275
7	21.050	16.004	16.685	53.739
8	21.276	15.966	16.128	53.370
9	21.140	16.552	16.673	54.365
10	21.433	16.065	16.183	53.681
11	21.092	15.902	16.097	53.091
12	21.139	16.059	16.304	53.502

Laps	Sector 1	Sector 2	Sector 3	Lap Time
No.125 Christensen, Toke				
1	26.688	18.586	17.232	1:02.506
2	22.002	16.551	16.613	55.166
3	21.402	16.181	16.241	53.824
4	21.165	16.082	16.222	53.469
5	21.737	16.073	16.327	54.137
6	21.245	15.996	16.170	53.411
7	21.214	16.098	16.177	53.489
8	21.099	16.047	16.353	53.499
9	21.321	16.044	16.200	53.565
10	21.169	15.986	16.208	53.363
11	21.114	16.029	16.163	53.306
12	21.126	16.050	16.134	53.310

Laps	Sector 1	Sector 2	Sector 3	Lap Time
No.132 Hansen, Jonas				
1	26.463	17.785	17.920	1:02.168
2	22.392	16.402	16.565	55.359
3	21.425	16.405	16.379	54.209
4	21.561	16.109	16.318	53.988
5	21.902	16.128	16.631	54.661
6	21.610	15.998	16.193	53.801
7	21.625	15.983	16.379	53.987
8	21.130	16.033	16.246	53.409
9	21.138	16.976	16.370	54.484
10	21.148	16.168	16.217	53.533
11	21.233	16.116	16.529	53.878
12	21.210	16.123	16.254	53.587

Laps	Sector 1	Sector 2	Sector 3	Lap Time
No.138 Specken, Guust				
1	26.016	18.299	17.142	1:01.457
2	22.163	16.398	16.537	55.098
3	21.259	16.476	16.285	54.020
4	21.102	16.084	16.282	53.468
5	21.282	15.948	16.355	53.585
6	21.335	16.092	16.209	53.636

Laps	Sector 1	Sector 2	Sector 3	Lap Time
7	20.939	15.966	16.120	53.025
8	21.606	16.217	16.109	53.932
9	20.987	16.078	16.069	53.134
10	21.044	15.923	16.038	53.005
11	21.026	16.581	16.289	53.896
12	21.093	16.357	16.281	53.731

Laps	Sector 1	Sector 2	Sector 3	Lap Time
No.141 Ghidella, Matteo				
1	24.967	17.520	16.746	59.233
2	21.735	16.521	16.505	54.761
3	21.251	16.149	16.436	53.836
4	21.258	16.056	16.168	53.482
5	21.000	15.944	16.092	53.036
6	20.974	15.958	16.055	52.987
7	21.033	16.026	16.181	53.240
8	21.032	15.941	16.053	53.026
9	21.187	15.972	16.031	53.190
10	21.174	15.995	16.052	53.221
11	21.161	16.056	16.059	53.276
12	21.635	16.047	16.040	53.722

Laps	Sector 1	Sector 2	Sector 3	Lap Time
No.146 Dresen, Andreas				
1	26.693	18.930	17.117	1:02.740
2	22.660	16.573	16.653	55.886
3	21.899	16.704	16.601	55.204
4	21.751	16.356	16.335	54.442
5	21.527	16.183	16.301	54.011
6	21.924	16.209	16.255	54.388
7	21.411	16.218	16.283	53.912
8	21.358	16.165	16.917	54.440
9	21.497	17.094	16.413	55.004
10	21.408	16.132	16.326	53.866
11	22.111	16.440	16.369	54.920
12	21.787	16.225	16.344	54.356

Laps	Sector 1	Sector 2	Sector 3	Lap Time
No.151 Rasmussen, Nikolaj				
1	26.328	18.179	16.918	1:01.425
2	22.605	16.812	16.510	55.927
3	21.587	16.309	16.277	54.173
4	21.312	16.081	16.175	53.568
5	21.555	16.122	16.143	53.820

Laps	Sector 1	Sector 2	Sector 3	Lap Time
No.152 Schmidt, Dominik				
1	24.766	17.993	16.777	59.536
2	21.685	16.525	16.891	55.101
3	21.380	16.185	16.218	53.783
4	21.341	16.279	16.143	53.763
5	21.122	16.060	16.142	53.324
6	21.162	16.067	16.066	53.295
7	21.229	16.118	16.117	53.464

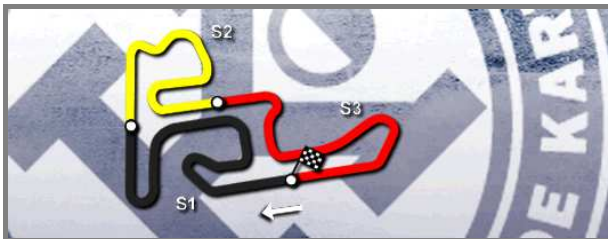
Laps	Sector 1	Sector 2	Sector 3	Lap Time
8	21.117	15.991	16.134	53.242
9	21.122	16.095	16.186	53.403
10	21.152	16.129	16.623	53.904
11	21.276	16.090	16.183	53.549
12	21.218	16.114	16.137	53.469

Laps	Sector 1	Sector 2	Sector 3	Lap Time
No.157 De Gaye, Brice				
1	25.531	16.909	16.638	59.078
2	22.801	16.545	16.931	56.277
3	21.470	16.266	16.352	54.088
4	21.203	16.235	16.271	53.709
5	21.180	16.160	16.477	53.817
6	21.138	16.133	16.070	53.341
7	21.043	16.050	16.202	53.295
8	21.017	15.965	16.137	53.119
9	21.017	15.990	16.244	53.251
10	21.538	16.475	18.157	56.170
11	21.831	16.554	17.112	55.497
12	21.283	16.346	16.317	53.946

Laps	Sector 1	Sector 2	Sector 3	Lap Time
No.166 Aceto, Massimo				
1	24.774	17.390	16.928	59.092
2	21.733	16.517	16.574	54.824
3	21.435	16.226	16.398	54.059
4	21.509	16.115	16.602	54.226
5	21.164	16.023	16.228	53.415
6	21.591	16.135	16.119	53.845
7	21.253	17.139	16.885	55.277
8	22.484	16.738	16.571	55.793
9	21.657	16.413	16.232	54.302
10	21.209	16.021	16.161	53.391
11	21.122	16.025	16.127	53.274
12	21.100	16.046	16.174	53.320

Laps	Sector 1	Sector 2	Sector 3	Lap Time
No.168 Szymkowiak, Jules				
1	24.414	16.914	16.795	58.123
2	22.779	16.483	16.672	55.934
3	21.580	16.219	16.736	54.535
4	21.223	16.107	16.550	53.880
5	21.181	16.019	16.182	53.382
6	21.071	15.964	16.182	53.217
7	21.059	15.984	16.424	53.467
8	21.000	15.957	16.096	53.053
9	21.072	16.328	16.185	53.585
10	20.982	15.908	16.085	52.975
11	21.012	15.926	16.107	53.045
12	21.003	15.902	16.105	53.010

Laps	Sector 1	Sector 2	Sector 3	Lap Time
No.169 Harmuth, Nicolas				
1	26.070	18.449	17.408	1:01.927



KZ2 Qualifying Heat D-E
Lap Time Analysis

For information purposes. No official / regulatory value

Laps	Sector 1	Sector 2	Sector 3	Lap Time
2	22.157	16.799	17.057	56.013
3	22.180	16.960	16.738	55.878
4	22.225	16.333	16.315	54.873
5	21.407	16.226	16.267	53.900
6	21.489	16.180	16.271	53.940
7	21.362	16.174	16.370	53.906
8	21.325	16.169	16.445	53.939
9	21.564	17.403	16.467	55.434
10	21.430	16.127	16.329	53.886
11	21.497	16.534	16.227	54.258
12	21.349	16.180	16.222	53.751

No.173 Osmera, Jan

1	25.064	17.776	16.991	59.831
2	21.822	16.382	16.684	54.888
3	21.855	16.629	16.845	55.329
4	21.648	16.303	16.844	54.795
5	21.910	16.082	16.268	54.260
6	48.412	17.266	16.587	1:22.265
7	23.244	16.718	16.805	56.767
8	22.151	16.756	16.934	55.841
9	22.218	16.820	16.543	55.581
10	21.884	16.540	16.783	55.207
11	21.778	16.632	16.506	54.916
12	22.405	16.685	17.689	56.779

No.180 Schmitz, Alexander

1	25.875	17.992	16.790	1:00.657
2	21.746	16.424	16.536	54.706
3	21.185	16.197	16.113	53.495
4	21.448	16.138	16.212	53.798
5	21.035	15.956	16.081	53.072
6	20.969	15.888	16.108	52.965
7	21.037	15.968	16.041	53.046
8	20.945	16.000	16.022	52.967
9	21.181	16.055	16.060	53.296
10	21.067	15.964	16.020	53.051
11	20.953	15.953	16.000	52.906
12	21.140	16.064	16.039	53.243

No.181 Hiltbrand, Pedro

1	24.564	16.871	16.725	58.160
2	22.669	16.451	16.483	55.603
3	21.372	16.250	16.344	53.966
4	21.170	16.044	16.155	53.369
5	21.093	16.033	16.104	53.230
6	21.032	15.913	16.091	53.036
7	20.876	16.008	16.099	52.983
8	21.063	16.342	16.216	53.621
9	21.017	16.027	16.138	53.182

10	21.269	15.940	16.070	53.279
11	21.186	15.967	16.108	53.261
12	20.963	15.953	16.136	53.052

No.191 Marconi, Tommaso

1	25.086	17.482	16.861	59.429
2	21.857	16.436	16.587	54.880
3	21.498	16.280	16.602	54.380
4	21.343	16.639	16.220	54.202
5	21.176	16.058	16.219	53.453
6	21.177	16.313	16.155	53.645
7	21.162	16.099	16.264	53.525
8	21.233	16.032	16.201	53.466
9	21.208	16.119	16.136	53.463
10	21.128	16.085	16.310	53.523
11	21.196	16.063	16.228	53.487
12	21.173	16.046	16.117	53.336

No.192 Bombardelli, Luca

1	26.723	17.706	17.248	1:01.677
2	21.651	16.276	16.669	54.596
3	21.485	16.577	16.466	54.528
4	21.138	16.075	16.396	53.609
5	21.301	16.098	16.315	53.714
6	21.110	16.051	16.273	53.434
7	21.090	16.097	16.568	53.755
8	21.720	16.143	16.197	54.060
9	21.148	16.003	16.168	53.319
10	21.209	15.965	16.108	53.282
11	21.142	16.546	16.308	53.996
12	21.162	16.632	16.444	54.238

No.193 Poulsen, Lasse

1	27.224	18.693	17.329	1:03.246
2	22.374	16.948	16.582	55.904
3	21.855	16.971	16.450	55.276
4	22.274	16.518	16.286	55.078
5	21.367	16.234	16.330	53.931
6	21.487	16.187	16.220	53.894
7	21.379	16.881	16.761	55.021
8	21.486	16.219	16.491	54.196
9	22.725	16.562	17.083	56.370
10	21.632	16.275	16.331	54.238
11	21.417	16.216	16.306	53.939
12	21.414	16.199	16.323	53.936

No.195 Zimmermann, Tim

1	25.801	17.556	17.838	1:01.195
2	21.723	16.700	16.563	54.986
3	21.378	16.205	16.295	53.878

4	21.206	16.145	16.266	53.617
5	21.156	16.123	16.276	53.555
6	21.784	16.134	16.226	54.144
7	21.209	16.029	16.182	53.420
8	21.571	16.073	16.128	53.772
9	21.167	16.519	16.146	53.832
10	21.097	16.023	16.145	53.265
11	21.137	16.092	16.443	53.672
12	21.095	16.290	16.495	53.880

No.197 Kappis, Patrick

1	25.433	16.822	16.528	58.783
2	21.665	16.364	16.420	54.449
3	21.606	16.243	16.330	54.179
4	21.195	16.113	16.247	53.555
5	21.097	16.058	16.129	53.284
6	21.482	15.927	16.100	53.509
7	20.967	15.982	16.102	53.051
8	21.114	16.117	16.196	53.427
9	21.129	15.950	16.100	53.179
10	20.927	15.968	16.078	52.973
11	21.039	16.004	16.151	53.194
12	20.995	15.974	16.147	53.116

No.202 Gyr, Kevin

1	25.658	17.508	16.961	1:00.127
2	21.811	16.485	16.617	54.913
3	21.504	16.434	16.358	54.296
4	21.284	16.182	16.342	53.808
5	21.293	16.168	16.760	54.221
6	22.120	16.303	16.490	54.913
7	27.589	16.474	16.875	1:00.938
8	21.713	16.289	16.341	54.343
9	21.431	16.253	16.312	53.996
10	21.203	16.121	16.169	53.493
11	21.458	16.506	16.265	54.229
12	21.237	16.131	16.271	53.639

No.205 Paauwe, Menno

1	24.806	16.943	16.673	58.422
2	21.939	16.432	16.467	54.838
3	21.530	16.172	16.374	54.076
4	21.304	16.073	16.272	53.649
5	21.167	15.986	16.191	53.344
6	21.157	15.905	16.143	53.205
7	21.040	15.946	16.131	53.117
8	21.377	15.967	16.143	53.487
9	21.125	15.941	16.152	53.218
10	21.066	15.962	16.174	53.202
11	21.345	16.044	16.287	53.676



KZ2

Qualifying Heat D-E

Lap Time Analysis

For information purposes. No official / regulatory value

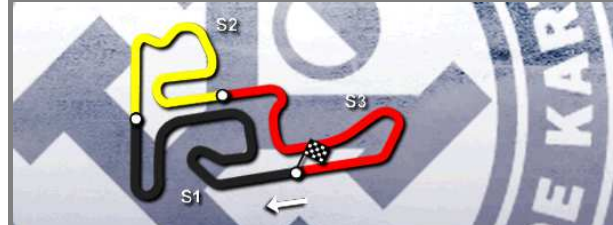
Laps	Sector 1	Sector 2	Sector 3	Lap Time
12	21.179	15.931	16.042	53.152

No.211 Huber, Manuel

	Sector 1	Sector 2	Sector 3	Lap Time
1	26.556	17.541	17.701	1:01.798
2	22.412	16.503	16.536	55.451
3	21.557	16.139	16.279	53.975
4	21.268	16.134	16.466	53.868
5	21.352	16.100	16.529	53.981
6	21.641	16.002	16.139	53.782
7	22.885	15.981	16.198	55.064
8	21.286	16.078	16.183	53.547
9	21.185	16.802	16.250	54.237
10	21.262	16.718	16.290	54.270
11	21.176	16.032	16.197	53.405
12	21.224	16.115	16.226	53.565

No.220 Törnqvist, Person Benjamin

	Sector 1	Sector 2	Sector 3	Lap Time
1	26.232	18.441	17.465	1:02.138
2	22.456	16.624	16.747	55.827
3	21.987	16.913	16.573	55.473
4	23.564	16.349	16.486	56.399
5	21.285	16.247	16.346	53.878
6	21.466	16.177	16.255	53.898
7	21.625	16.359	16.383	54.367
8	21.357	16.234	16.489	54.080
9	21.590	16.196	16.242	54.028
10	21.261	16.244	16.229	53.734
11	21.408	16.228	16.186	53.822
12	21.218	16.131	16.233	53.582



KZ2

Qualifying Heat D-E

Document 22

Starting Grid

Subject to scrutineering & sporting investigations

169	Harmuth, Nicolas GP / Maxter / B'stone		12	220	Törnqvist, Person Benjamin CRG / TM / B'stone	
151	Rasmussen, Nikolaj Dino / TM / B'stone		11	146	Dresen, Andreas CRG / TM / B'stone	
195	Zimmermann, Tim ART GP / TM / B'stone		10	138	Specken, Guust Birel / TM / B'stone	
193	Poulsen, Lasse LH / TM / B'stone		9	173	Osmera, Jan Birel / TM / B'stone	
152	Schmidt, Dominik CRG / TM / B'stone		8	125	Christensen, Toke CRG / TM / B'stone	
202	Gyr, Kevin RK / TM / B'stone		7	166	Aceto, Massimo Righetti / TM / B'stone	
123	Brenna, Simone TB Kart / Modena Engines / B'stone		6	211	Huber, Manuel DR / TM / B'stone	
132	Hansen, Jonas Maranello / Vortex / B'stone		5	141	Ghidella, Matteo BRM / Modena Engines / B'stone	
191	Marconi, Tommaso First / TM / B'stone		4	192	Bombardelli, Luca CKR / De Bei / B'stone	
180	Schmitz, Alexander Tony Kart / Vortex / B'stone		3	181	Hiltbrand, Pedro LH / Maxter / B'stone	
168	Szymkowiak, Jules Zanardi / TM / B'stone		2	197	Kappis, Patrick Birel / TM / B'stone	
157	De Gaye, Brice CRG / Maxter / B'stone		1	205	Pauwe, Menno Birel / TM / B'stone	

POLE POSITION





KZ2

Qualifying Heat F-G
Results

Document 42.1

Subject to scrutineering & sporting investigations

Rnk	No.	Entrant	Nat	Driver	Nat	Equipment	Laps	Gap	Interv.	Best Lap	Points
1	165	Energy Corse	ITA	Johansson, Joel	SWE	Energy / TM / B'stone	12			53.047	0
2	104	Birel Motorsport	ITA	Midrła, Jan	CZE	Birel / TM / B'stone	12	2.421	2.421	53.038	2
3	149	CRG SpA	ITA	Palou, Alex	ESP	CRG / Maxter / B'stone	12	2.622	0.201	53.003	3
4	190	Marcon, Alessandro	ITA	Marcon, Nicola	ITA	Tony Kart / Vortex / B'stone	12	3.106	0.484	52.960	4
5	108	CRG SpA	ITA	Tiene, Felice	ITA	CRG / Maxter / B'stone	12	4.194	1.088	52.815	5
6	213	GP Racing	ITA	Bray, Daniel	GBR	GP / TM / B'stone	12	4.611	0.417	53.139	6
7	124	Maranello Kart	ITA	Tilloca, Luca	ITA	Maranello / TM / B'stone	12	5.093	0.482	52.864	7
8	158	Dobla B.V.	NLD	Dontje, Milan	NLD	Energy / TM / B'stone	12	5.406	0.313	53.184	8
9	129	Maranello Kart	ITA	Lundberg, Douglas	SWE	Maranello / TM / B'stone	12	5.686	0.280	53.006	9
10	135	ADAC Sachsen	DEU	Illgen, Kevin	DEU	CRG / TM / B'stone	12	7.451	1.765	53.217	10
11	200	Van Meever, Jan Cornelis	NLD	Van Meever, Maks	NLD	Lenzokart / TM / B'stone	12	8.968	1.517	53.600	11
12	131	KSM Racing Team	DEU	Becker, Julian	DEU	Tony Kart / Vortex / B'stone	12	9.035	0.067	53.526	12
13	160	DR Srl	ITA	Rismyhr, Finn Erik	NOR	DR / TM / B'stone	12	12.705	3.670	53.274	13
14	143	Tony Kart Racing Team	ITA	Piccini, Alessio	ITA	Tony Kart / Vortex / B'stone	12	12.917	0.212	53.170	14
15	156	Daems Racing	BEL	Brucculeri, Adrien	BEL	Tony Kart / Vortex / B'stone	12	14.296	1.379	53.291	15
16	140	BRM Racing	ITA	Bizalion, Charly	FRA	BRM / Modena Engines / B'stone	12	15.173	0.877	53.365	16
17	206	CKR	ITA	Kreutz, Patrick	DEU	CKR / De Bei / B'stone	12	17.221	2.048	53.603	17
18	177	KSH Racing	NLD	Dielissen, Casper	NLD	RK / Modena Engines / B'stone	12	18.284	1.063	53.944	18
19	172	Joka Kart Team	CZE	Jilek, Michal	CZE	Birel / TM / B'stone	12	23.730	5.446	53.861	19
20	126	Fiault, Charles	FRA	Fiault, Charles	FRA	Sodi / Parilla / B'stone	7	5 Laps	5 Laps	53.796	20
21	215	77 RUS Racing Team	RUS	Buznikov, Philipp	RUS	CRG / TM / B'stone	0	12 Laps	7 Laps		21
22	194	RP Motorsport Team	AUT	Diesel, Felix	AUT	BRM / TM / B'stone	0	12 Laps	0.000		22

Not Classified

	217	KSW-Racing	DEU	Oswald, Rene	AUT	Tony Kart / Vortex / B'stone		DNS			25
	127	CRG Holland	NLD	Jeleniowski, Marcel	DEU	CRG / TM / B'stone		Excluded		53.183	26

No.127 Jeleniowski, Marcel : Excluded for technical non conformity. According to Stewards' Decision No.26.

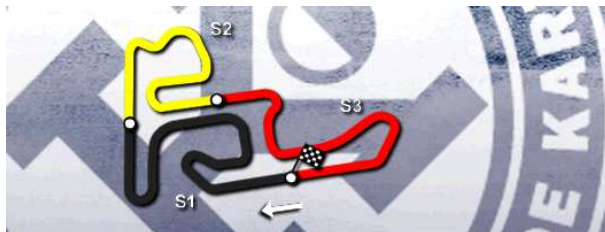
Leaders : No.200 Van Meever, Maks (1-3) / No.165 Johansson, Joel (4-12)

Start Time : 28/06 - 14:54:49

Best Lap : No.108 Tiene, Felice 52.815 92.70 Kph

Weather : Cloudy Air : 14°C Track : Drying

Previous Event Record : No.199 Charles, Kenny 1:02.650 78.14 Kph



DOCUMENT N° 26
DÉCISION DES COMMISSAIRES SPORTIFS
STEWARDS' DECISION

PÉNALITÉ INFLIGÉE AU CONCURRENT (NOM) : **CRG Holland**
PENALTY INFLICTED UPON THE ENTRANT (NAME):

NATIONALITÉ / NATIONALITY: **NLD**

N°: **127** PILOTE : **Jeleniowski, Marcel**
No.: **127** DRIVER :

Concerne la partie de l'Épreuve : **KZ2 - Qualifying Heat F-G**
Concerns the part of the event:

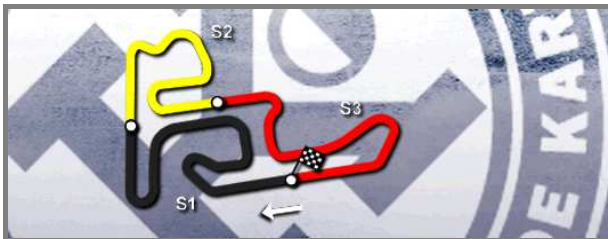
ÉNONCÉ / STATEMENT:
Exclusion from the Heat F=C.

MOTIF / REASON:
After the session concerned, the kart was checked with technical non conformity. No transponder was fitted on kart (reported by Technical Delegate). Having considered the report from Technical Delegate and after hearing the Entrant concerned, the Steward feel that this fact contravenes CIK Technical Regulations. The Steward take this decision in accordance with art 152 and 153 FIA International Sporting Code.

Décision annoncée Date / Date: **28/06/2013** Heure / Time: **17:46**
Decision announced

Nom / Name Signature
Président du Collège / Chairman of the Panel:
Horst SEIDEL (DEU) :
Membres du Collège / Members of the Panel:
Jaakko MARKULA (FIN) :
Philippe LACKMAN (BEL) :

NOTIFICATION AU CONCURRENT CONCERNÉ / NOTIFICATION TO THE RELEVANT ENTRANT
Je soussigné :
I undersigned: Nom personnel / personal name
Représentant du Concurrent : **CRG Holland**
Representing the Entrant: Nom du Concurrent / Entrant's name
Certifie avoir reçu notification du document N° **26** des Commissaires Sportifs de l'Épreuve.
Certify that I have been notified of document No. **26** *by the Stewards of the Meeting.*
Date : Heure / Time: Signature :



Genk 26 - 30.06.2013



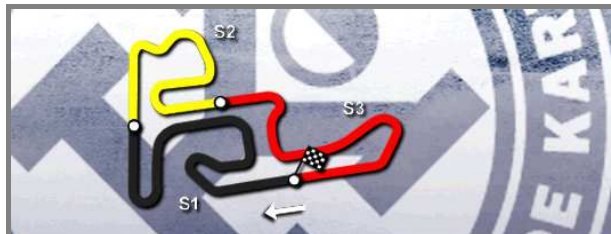
CIK-FIA European Championship (Rd2)

KZ2

**Qualifying Heat F-G
Lap Chart**

For information purposes. No official / regulatory value

	1	2	3	4	5	6	7	8	9	10	11	12	13	14	15	16	17	18	19	20	21	22	23	24
Grid	160	200	126	213	104	140	165	149	190	143	131	177	158	135	172	215	124	206	194	129	127	156	108	217
Start	200	160	213	126	127	104	165	190	149	143	140	131	135	158	172	124	177	108	206	156	129			
Lap 1 Interval	200	213 0.2	126 1.0	165 0.5	190 0.1	104 1.0	149 0.1	131 0.9	127 0.3	158 0.3	129 1.3	108 0.1	124 0.0	135 0.6	160 0.0	177 0.4	143 0.2	206 0.3	156 1.8	140 0.0	172 1.1			
Lap 2	200	165 1.5	213 0.1	104 0.4	190 0.0	149 0.2	126 0.5	131 0.4	127 0.1	158 0.2	124 2.0	108 0.1	129 0.5	135 0.4	160 0.8	143 0.4	177 0.2	206 0.2	140 0.3	156 0.5	172 2.2			
Lap 3	200	165 0.5	213 0.4	190 0.6	149 0.3	104 0.0	126 0.2	127 0.8	158 0.4	131 0.0	124 0.6	108 0.4	129 0.4	135 0.4	143 3.0	160 0.2	206 0.3	177 0.1	140 0.1	156 0.1	172 2.4			
Lap 4	165	200 0.3	213 0.0	190 0.4	149 0.2	104 0.3	126 0.1	127 0.6	158 0.2	124 1.1	108 0.4	129 0.4	131 0.0	135 0.1	160 4.0	206 0.5	143 0.2	156 0.3	177 0.6	140 0.3	172 3.7			
Lap 5	165	213 0.9	200 0.4	149 0.0	104 0.1	127 0.5	190 0.0	126 0.0	158 0.2	124 0.9	108 0.2	129 0.4	135 0.9	131 0.3	206 4.6	160 0.0	143 0.1	156 0.1	177 0.8	140 0.0	172 4.6			
Lap 6	165	213 0.9	149 0.9	104 0.0	190 0.5	200 0.4	126 0.4	127 0.1	158 0.3	108 0.1	129 0.3	124 0.2	135 0.6	131 0.4	160 4.9	206 0.5	143 0.1	156 0.4	140 0.1	177 0.6	172 4.2			
Lap 7	165	213 1.0	104 0.7	149 0.5	190 0.1	200 0.9	108 0.5	158 0.3	124 0.4	129 0.7	135 0.2	131 0.2	126 4.0	160 1.2	143 0.6	206 0.2	156 0.1	140 0.1	177 0.7	172 4.5	127 2.3			
Lap 8	165	213 1.0	104 0.6	149 0.4	190 0.3	158 1.8	108 0.5	124 0.0	200 0.4	129 0.1	135 0.3	131 0.7	160 5.1	143 0.5	156 1.0	140 0.1	206 0.5	177 0.1	172 4.5	127 1.6				
Lap 9	165	213 1.4	104 0.2	149 0.3	190 0.3	158 2.0	108 0.4	124 0.2	129 0.4	200 0.4	135 0.2	131 0.8	160 4.9	143 0.3	156 1.1	140 0.3	177 1.1	206 0.3	127 5.1	172 0.2				
Lap 10	165	213 1.7	104 0.1	149 0.1	190 0.3	158 2.2	108 0.1	124 0.2	129 0.6	200 1.0	135 0.2	131 0.8	160 4.6	143 0.2	156 1.2	140 0.3	177 1.8	206 0.0	127 4.5	172 0.8				
Lap 11	165	104 2.1	149 0.2	213 0.1	190 0.3	108 1.7	158 0.4	124 0.2	129 0.5	135 1.5	200 0.5	131 0.5	160 4.1	143 0.1	156 1.4	140 0.7	206 1.8	177 0.6	127 3.3	172 1.5				
Lap 12	165	104 2.4	149 0.2	190 0.4	108 1.0	213 0.4	124 0.4	158 0.3	129 0.2	135 1.7	200 1.5	131 0.0	160 3.6	143 0.2	156 1.3	140 0.8	206 2.0	177 1.0	127 2.7	172 2.7				



KZ2

Qualifying Heat F-G

Lap Time Analysis

For information purposes. No official / regulatory value

Laps	Sector 1	Sector 2	Sector 3	Lap Time
No.104 Midrła, Jan				
1	25.322	17.303	16.571	59.196
2	21.511	16.454	16.632	54.597
3	21.945	16.412	16.514	54.871
4	21.506	16.155	16.211	53.872
5	21.122	16.032	16.552	53.706
6	21.442	16.111	16.202	53.755
7	21.091	15.896	16.061	53.048
8	21.086	15.889	16.063	53.038
9	21.069	15.962	16.091	53.122
10	21.165	15.965	16.094	53.224
11	21.146	16.153	16.037	53.336
12	21.141	16.184	16.280	53.605

Laps	Sector 1	Sector 2	Sector 3	Lap Time
No.108 Tiene, Felice				
1	24.328	19.393	17.184	1:00.905
2	22.289	16.573	16.246	55.108
3	21.491	16.138	16.111	53.740
4	21.163	16.309	16.275	53.747
5	21.111	15.983	16.073	53.167
6	21.068	16.350	16.213	53.631
7	21.168	16.081	15.977	53.226
8	20.998	16.001	17.120	54.119
9	21.266	15.915	15.983	53.164
10	20.958	15.937	15.920	52.815
11	21.023	15.919	15.960	52.902
12	21.007	15.962	15.963	52.932

Laps	Sector 1	Sector 2	Sector 3	Lap Time
No.124 Tilloca, Luca				
1	24.413	19.666	17.034	1:01.113
2	21.985	16.538	16.359	54.882
3	21.143	16.098	16.155	53.396
4	21.116	16.393	16.290	53.799
5	21.197	16.005	16.163	53.365
6	21.132	16.365	16.970	54.467
7	21.406	16.073	16.012	53.491
8	20.986	15.924	16.411	53.321
9	21.421	15.956	15.978	53.355
10	20.989	15.871	16.004	52.864
11	21.266	15.923	16.076	53.265
12	21.146	15.932	16.093	53.171

Laps	Sector 1	Sector 2	Sector 3	Lap Time
No.126 Fiault, Charles				
1	24.544	16.654	16.575	57.773
2	23.074	16.802	17.394	57.270
3	21.633	16.262	16.267	54.162
4	21.404	16.163	16.229	53.796
5	21.224	16.230	16.731	54.185
6	21.431	16.768	16.317	54.516

Laps	Sector 1	Sector 2	Sector 3	Lap Time
No.127 Jeleniowski, Marcel				
7	25.429	16.990	17.632	1:00.051
1				1:00.923
2				54.606
3				54.482
4				53.581
5				53.456
6				54.689
7				1:10.094
8				53.332
9				53.287
10				53.215
11				53.183
12				53.331

Laps	Sector 1	Sector 2	Sector 3	Lap Time
No.129 Lundberg, Douglas				
1	24.438	18.898	17.170	1:00.506
2	22.787	16.614	16.482	55.883
3	21.321	16.063	16.275	53.659
4	21.236	16.080	16.338	53.654
5	21.146	15.913	16.178	53.237
6	21.103	16.057	16.368	53.528
7	22.144	16.182	16.149	54.475
8	21.088	15.951	16.135	53.174
9	21.189	15.940	16.092	53.221
10	21.018	15.877	16.111	53.006
11	21.034	16.031	16.150	53.215
12	21.115	15.962	16.111	53.188

Laps	Sector 1	Sector 2	Sector 3	Lap Time
No.131 Becker, Julian				
1	24.900	17.873	16.832	59.605
2	21.997	16.401	16.456	54.854
3	21.590	16.664	16.880	55.134
4	21.608	16.946	16.804	55.358
5	21.637	16.535	16.290	54.462
6	21.365	16.007	16.154	53.526
7	21.482	16.074	16.193	53.749
8	21.342	16.116	16.232	53.690
9	21.371	16.128	16.197	53.696
10	21.363	16.045	16.185	53.593
11	21.345	16.233	16.173	53.751
12	21.357	16.246	16.244	53.847

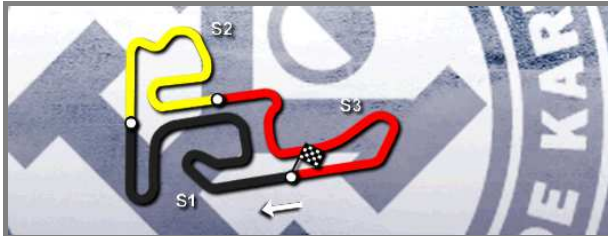
Laps	Sector 1	Sector 2	Sector 3	Lap Time
No.135 Illgen, Kevin				
1	25.841	19.342	17.264	1:02.447
2	22.226	16.837	16.373	55.436
3	21.346	16.038	16.220	53.604
4	21.132	16.053	16.264	53.449
5	21.602	16.154	16.243	53.999

Laps	Sector 1	Sector 2	Sector 3	Lap Time
6	21.164	16.006	16.239	53.409
7	21.387	16.275	16.249	53.911
8	21.093	15.972	16.152	53.217
9	21.239	16.128	16.212	53.579
10	21.275	16.131	16.187	53.593
11	21.199	16.103	16.199	53.501
12	21.140	16.014	16.232	53.386

Laps	Sector 1	Sector 2	Sector 3	Lap Time
No.140 Bizalion, Charly				
1	31.444	17.447	16.813	1:05.704
2	21.392	16.626	16.559	54.577
3	22.003	16.841	16.608	55.452
4	22.748	16.504	16.414	55.666
5	21.372	16.321	16.372	54.065
6	21.539	16.220	16.278	54.037
7	21.456	16.194	16.206	53.856
8	21.476	16.176	16.352	54.004
9	21.337	16.121	16.140	53.598
10	21.111	16.036	16.218	53.365
11	21.525	16.022	16.228	53.775
12	21.257	16.014	16.145	53.416

Laps	Sector 1	Sector 2	Sector 3	Lap Time
No.143 Piccini, Alessio				
1	25.758	20.502	17.295	1:03.555
2	22.402	16.630	16.939	55.971
3	22.112	16.661	16.612	55.385
4	22.497	16.319	16.378	55.194
5	21.706	16.303	16.383	54.392
6	22.052	16.120	16.247	54.419
7	21.528	16.118	16.258	53.904
8	21.251	16.064	16.138	53.453
9	21.167	16.036	16.114	53.317
10	21.078	16.024	16.068	53.170
11	21.097	16.013	16.128	53.238
12	21.180	16.034	16.134	53.348

Laps	Sector 1	Sector 2	Sector 3	Lap Time
No.149 Palou, Alex				
1	25.219	17.237	16.587	59.043
2	21.566	16.563	16.670	54.799
3	21.751	16.472	16.178	54.401
4	21.220	16.115	16.277	53.612
5	21.213	16.123	16.556	53.892
6	21.429	16.164	16.233	53.826
7	21.465	16.051	16.132	53.648
8	21.069	15.898	16.048	53.015
9	21.050	15.914	16.039	53.003
10	20.998	15.988	16.054	53.040
11	21.050	16.261	16.102	53.413
12	21.018	16.248	16.276	53.542



KZ2 Qualifying Heat F-G
Lap Time Analysis

For information purposes. No official / regulatory value

Laps	Sector 1	Sector 2	Sector 3	Lap Time
No.156 Bruculeri, Adrien				
1	26.314	20.785	17.301	1:04.400
2	22.142	16.566	16.551	55.259
3	21.809	16.632	16.584	55.025
4	21.708	16.374	16.344	54.426
5	21.616	16.281	16.338	54.235
6	22.324	16.192	16.234	54.750
7	21.445	16.057	16.380	53.882
8	21.473	16.245	16.303	54.021
9	21.242	16.074	16.120	53.436
10	21.168	16.012	16.111	53.291
11	21.271	16.000	16.137	53.408
12	21.154	16.020	16.123	53.297

Laps	Sector 1	Sector 2	Sector 3	Lap Time
No.158 Dontje, Milan				
1	24.997	18.418	16.468	59.883
2	21.569	16.389	16.485	54.443
3	21.635	16.517	16.550	54.702
4	21.236	15.982	16.174	53.392
5	21.198	16.044	16.290	53.532
6	21.694	16.748	16.257	54.699
7	21.170	16.452	16.128	53.750
8	21.091	15.892	16.219	53.202
9	21.170	15.907	16.123	53.200
10	21.152	15.896	16.136	53.184
11	21.417	15.957	16.114	53.488
12	21.559	15.977	16.149	53.685

Laps	Sector 1	Sector 2	Sector 3	Lap Time
No.160 Rismyhr, Finn Erik				
1	25.853	20.664	17.449	1:03.966
2	22.360	17.045	16.860	56.265
3	22.555	16.781	16.701	56.037
4	21.546	16.232	16.425	54.203
5	22.309	16.315	16.332	54.956
6	21.514	16.101	16.220	53.835
7	21.808	16.100	16.175	54.083
8	21.285	16.056	16.178	53.519
9	21.256	16.117	16.128	53.501
10	21.135	16.018	16.148	53.301
11	21.139	16.027	16.108	53.274
12	21.169	16.022	16.132	53.323

Laps	Sector 1	Sector 2	Sector 3	Lap Time
No.165 Johansson, Joel				
1	24.176	17.014	16.628	57.818
2	21.846	16.635	16.679	55.160
3	21.425	16.209	16.330	53.964
4	21.283	16.387	16.361	54.031
5	21.202	16.069	16.217	53.488
6	21.242	15.950	16.187	53.379

Laps	Sector 1	Sector 2	Sector 3	Lap Time
7	21.154	15.943	16.099	53.196
8	21.086	15.960	16.089	53.135
9	21.105	15.884	16.096	53.085
10	21.062	15.852	16.133	53.047
11	21.151	15.934	16.051	53.136
12	21.112	15.950	16.269	53.331

Laps	Sector 1	Sector 2	Sector 3	Lap Time
No.172 Jilek, Michal				
1	25.744	22.218	17.992	1:05.954
2	22.608	16.948	16.720	56.276
3	21.971	16.683	16.511	55.165
4	23.645	16.619	16.552	56.816
5	22.023	16.477	16.503	55.003
6	21.558	16.312	16.432	54.302
7	21.506	16.262	16.416	54.184
8	21.499	16.210	16.326	54.035
9	22.321	16.252	16.620	55.193
10	21.448	16.112	16.301	53.861
11	21.321	16.288	16.271	53.880
12	21.522	16.491	16.464	54.477

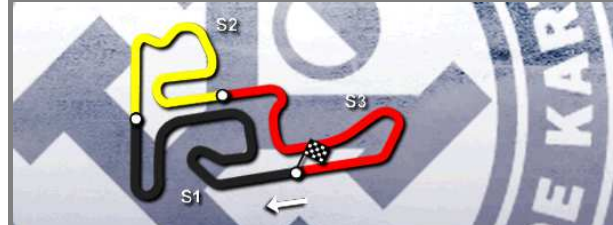
Laps	Sector 1	Sector 2	Sector 3	Lap Time
No.177 Dielissen, Casper				
1	24.936	20.074	17.224	1:02.234
2	22.118	17.027	17.284	56.429
3	22.512	16.721	16.699	55.932
4	21.926	16.916	16.565	55.407
5	21.529	16.475	16.358	54.362
6	21.945	16.399	16.433	54.777
7	21.387	16.269	16.288	53.944
8	21.418	16.264	16.294	53.976
9	21.458	16.290	16.284	54.032
10	21.569	16.243	16.305	54.117
11	21.886	16.270	16.274	54.430
12	21.318	16.265	16.392	53.975

Laps	Sector 1	Sector 2	Sector 3	Lap Time
No.190 Marcon, Nicola				
1	24.428	16.749	16.635	57.812
2	21.965	16.555	17.225	55.745
3	21.723	16.232	16.355	54.310
4	21.366	16.053	16.302	53.721
5	21.278	16.191	17.463	54.932
6	21.266	16.138	16.250	53.654
7	21.080	16.030	16.132	53.242
8	21.084	15.963	16.172	53.219
9	20.955	15.950	16.055	52.960
10	20.967	15.937	16.113	53.017
11	21.074	16.307	16.182	53.563
12	21.047	16.102	16.408	53.557

Laps	Sector 1	Sector 2	Sector 3	Lap Time
No.200 Van Meever, Maks				
1	23.737	16.561	16.569	56.867
2	22.106	16.655	16.659	55.420
3	22.030	16.405	16.516	54.951
4	21.603	16.481	16.784	54.868
5	21.413	16.214	16.949	54.576
6	21.957	16.604	16.397	54.958
7	21.283	16.131	16.284	53.703
8	21.300	16.129	17.703	55.132
9	21.583	16.087	16.184	53.854
10	21.335	16.086	16.179	53.600
11	21.800	16.278	16.209	54.287
12	21.742	16.251	16.356	54.349

Laps	Sector 1	Sector 2	Sector 3	Lap Time
No.206 Kreutz, Patrick				
1	26.419	18.915	17.349	1:02.683
2	22.477	16.922	16.705	56.104
3	21.956	16.747	16.835	55.538
4	21.634	16.281	16.428	54.343
5	21.464	16.371	16.583	54.418
6	21.981	16.209	16.253	54.443
7	21.570	16.184	16.630	54.384
8	21.468	16.747	16.703	54.918
9	21.916	16.338	16.270	54.524
10	21.371	16.246	16.233	53.850
11	21.331	16.101	16.220	53.652
12	21.235	16.154	16.214	53.603

Laps	Sector 1	Sector 2	Sector 3	Lap Time
No.213 Bray, Daniel				
1	23.696	16.653	16.441	56.790
2	23.166	16.748	17.018	56.932
3	21.668	16.272	16.251	54.191
4	21.410	16.082	16.475	53.967
5	21.566	16.096	16.384	54.046
6	21.303	15.967	16.117	53.387
7	21.216	15.972	16.151	53.339
8	21.126	15.938	16.075	53.139
9	21.416	16.046	16.048	53.510
10	21.242	15.953	16.114	53.309
11	21.562	16.266	16.093	53.921
12	21.099	16.159	18.142	55.400



KZ2

Qualifying Heat F-G

Document 21

Starting Grid

Subject to scrutineering & sporting investigations

108	Tiene, Felice CRG / Maxter / B'stone		12	217	Oswald, Rene Tony Kart / Vortex / B'stone	
127	Jeleniowski, Marcel CRG / TM / B'stone		11	156	Brucculeri, Adrien Tony Kart / Vortex / B'stone	
194	Diesel, Felix BRM / TM / B'stone		10	129	Lundberg, Douglas Maranello / TM / B'stone	
124	Tilloca, Luca Maranello / TM / B'stone		9	206	Kreutz, Patrick CKR / De Bei / B'stone	
172	Jilek, Michal Birel / TM / B'stone		8	215	Buznikov, Philipp CRG / TM / B'stone	
158	Dontje, Milan Energy / TM / B'stone		7	135	Illgen, Kevin CRG / TM / B'stone	
131	Becker, Julian Tony Kart / Vortex / B'stone		6	177	Dielissen, Casper RK / Modena Engines / B'stone	
190	Marcon, Nicola Tony Kart / Vortex / B'stone		5	143	Piccini, Alessio Tony Kart / Vortex / B'stone	
165	Johansson, Joel Energy / TM / B'stone		4	149	Palou, Alex CRG / Maxter / B'stone	
104	Midrła, Jan Birel / TM / B'stone		3	140	Bizalion, Charly BRM / Modena Engines / B'stone	
126	Fiault, Charles Sodi / Parilla / B'stone		2	213	Bray, Daniel GP / TM / B'stone	
160	Rismyhr, Finn Erik DR / TM / B'stone		1	200	Van Meever, Maks Lenzokart / TM / B'stone	

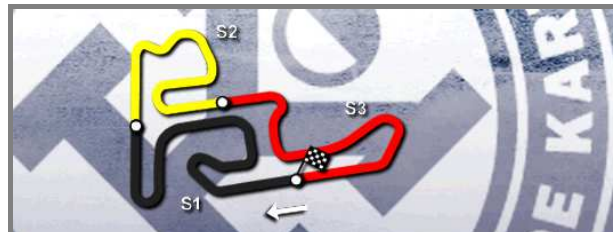
POLE POSITION





Qualifying **Practice**





Genk 26 - 30.06.2013



CIK-FIA European Championship (Rd2)

KZ2

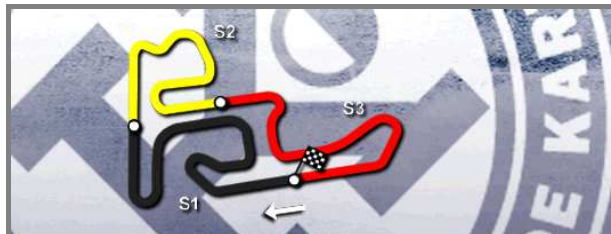
**Qualifying Practice (QP)
Results**

Document 20.1 OFFICIAL

Subject to scrutineering & sporting investigations

Rnk	No.	Entrant	Nat	Driver	Nat	Equipment	QPS1	QPS2	QPS3	Gap	Laps	Group
1	199	Charles, Kenny		Charles, Kenny		Merlin / TM / B'stone	-	-	1:02.650		8	A
2	122	PDB Racing Team		Öberg, Victor		Gillard / TM / B'stone	1:04.656	-	-	2.006	7	B
3	176	KK '1'		Habulin, Kristijan		CRG / Modena Engines / B'stone	-	1:04.853	-	2.203	8	C
4	157	De Gaye, Brice		De Gaye, Brice		CRG / Maxter / B'stone	-	-	1:03.031	0.381	7	D
5	205	Paauwerkartracing		Paauwe, Menno		Birel / TM / B'stone	1:04.876	-	-	2.226	7	E
6	160	DR Srl		Rismyhr, Finn Erik		DR / TM / B'stone	-	1:04.972	-	2.322	7	F
7	200	Van Meever, Jan Cornelis		Van Meever, Maks		Lenzokart / TM / B'stone	-	-	1:03.133	0.483	7	G
8	207	DR Srl		Negro, Riccardo		DR / TM / B'stone	1:05.074	-	-	2.424	7	A
9	174	Pescador, Jorge		Pescador, Jorge		Tony Kart / Vortex / B'stone	-	1:05.283	-	2.633	7	B
10	201	DR Srl		Antonsen, Emil		DR / TM / B'stone	-	-	1:03.433	0.783	7	C
11	168	G-Star Raw Racing		Szymkowiak, Jules		Zanardi / TM / B'stone	1:05.143	-	-	2.493	7	D
12	197	Solgat Motorsport		Kappis, Patrick		Birel / TM / B'stone	-	1:05.299	-	2.649	8	E
13	126	Fiault, Charles		Fiault, Charles		Sodi / Parilla / B'stone	-	-	1:03.468	0.818	8	F
14	213	GP Racing		Bray, Daniel		GP / TM / B'stone	1:05.191	-	-	2.541	7	G
15	155	CRG Holland		Wiggers, Symen		CRG / TM / B'stone	-	1:05.315	-	2.665	7	A
16	159	DR Srl		Gudmundsson, Filp		DR / TM / B'stone	-	-	1:03.525	0.875	7	B
17	184	Mach 1 Motorsport		Norris, John		Mach 1 / TM / B'stone	1:05.252	-	-	2.602	7	C
18	180	KSM Racing Team		Schmitz, Alexander		Tony Kart / Vortex / B'stone	-	1:05.395	-	2.745	8	D
19	181	LH Racing Team		Hiltbrand, Pedro		LH / Maxter / B'stone	-	-	1:03.573	0.923	7	E
20	104	Birel Motorsport		Midrla, Jan		Birel / TM / B'stone	1:05.320	-	-	2.670	7	F
21	140	BRM Racing		Bizalion, Charly		BRM / Modena Engines / B'stone	-	1:05.440	-	2.790	7	G
22	142	BRM Racing		Zanchi, Matteo		BRM / Modena Engines / B'stone	-	-	1:03.800	1.150	7	A
23	133	Renda Motorsport		Romkema, Ricardo		Zanardi / TM / B'stone	1:05.329	-	-	2.679	7	B
24	137	AVG Racing		Kremers, Marijn		Birel / TM / B'stone	-	1:05.487	-	2.837	7	C
25	191	Marconi, Tommaso		Marconi, Tommaso		First / TM / B'stone	-	-	1:03.876	1.226	8	D
26	192	CKR		Bombardelli, Luca		CKR / De Bei / B'stone	1:05.380	-	-	2.730	7	E
27	165	Energy Corse		Johansson, Joel		Energy / TM / B'stone	-	1:05.499	-	2.849	7	F
28	149	CRG SpA		Palou, Alex		CRG / Maxter / B'stone	-	-	1:03.922	1.272	8	G
29	130	Maranello Kart		Zanchetta, Marco		Maranello / TM / B'stone	1:05.437	-	-	2.787	7	A
30	185	Maddox		Van Moorsel, Jordi		Maddox / TM / B'stone	-	1:05.777	-	3.127	7	B
31	139	Goudant, Cédric		Roy, Maxime		Tony Kart / Vortex / B'stone	-	-	1:04.078	1.428	7	C
32	132	Hansen, Jonas		Hansen, Jonas		Maranello / Vortex / B'stone	1:05.660	-	-	3.010	7	D
33	141	BRM Racing		Ghidella, Matteo		BRM / Modena Engines / B'stone	-	1:05.862	-	3.212	7	E
34	190	Marcon, Alessandro		Marcon, Nicola		Tony Kart / Vortex / B'stone	-	-	1:04.160	1.510	7	F
35	143	Tony Kart Racing Team		Piccini, Alessio		Tony Kart / Vortex / B'stone	1:05.853	-	-	3.203	7	G
36	154	CRG Holland		Törnqvist, Morgen		CRG / TM / B'stone	-	1:05.937	-	3.287	7	A
37	161	DTK Racing Team Poland		Idzkowski, Bartosz		CRG / Maxter / B'stone	-	-	1:04.163	1.513	8	B
38	136	AVG Racing		Bos, Jeroen		Birel / TM / B'stone	1:06.027	-	-	3.377	7	C
39	123	TBkart Srl		Brenna, Simone		TB Kart / Modena Engines / B'stone	-	1:05.941	-	3.291	7	D
40	211	DR Germany		Huber, Manuel		DR / TM / B'stone	-	-	1:04.398	1.748	7	E
41	131	KSM Racing Team		Becker, Julian		Tony Kart / Vortex / B'stone	1:06.303	-	-	3.653	7	F
42	177	KSH Racing		Dielissen, Casper		RK / Modena Engines / B'stone	-	1:06.084	-	3.434	7	G
43	164	Energy Corse		Hays, Christopher		Energy / TM / B'stone	-	-	1:04.464	1.814	7	A
44	216	Neva Ring		Gagen, Seva		Parolin / TM / B'stone	1:06.317	-	-	3.667	7	B
45	204	Praga Kart Racing		Maxa, Radim		Praga / Parilla / B'stone	-	1:06.155	-	3.505	7	C
46	202	RK Racing Team		Gyr, Kevin		RK / TM / B'stone	-	-	1:04.503	1.853	8	D
47	166	Gold Kart Racing Team		Aceto, Massimo		Righetti / TM / B'stone	1:06.344	-	-	3.694	7	E

Gap Between Series : 103.52%



Genk 26 - 30.06.2013



KZ2



CIK-FIA European Championship (Rd2)

KZ2

Qualifying Practice (QP)
Results

Document 20.1 OFFICIAL

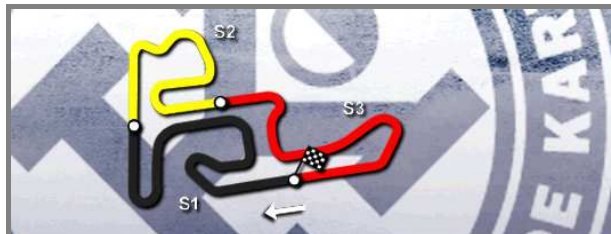
Subject to scrutineering & sporting investigations

Rnk	No.	Entrant	Nat	Driver	Nat	Equipment	QPS1	QPS2	QPS3	Gap	Laps	Group
48	158	Dobla B.V.		Dontje, Milan		Energy / TM / B'stone	-	1:06.179	-	3.529	7	F
49	135	ADAC Sachsen		Illgen, Kevin		CRG / TM / B'stone	-	-	1:04.542	1.892	8	G
50	128	Da Silva, Clement		Da Silva, Clement		Birel / TM / B'stone	1:06.538	-	-	3.888	7	A
51	144	Praga Kart Racing		Manetti, Alessandro		Praga / Parilla / B'stone	-	1:06.203	-	3.553	7	B
52	150	CRG Holland		Pex, Yard		CRG / TM / B'stone	-	-	1:04.542	1.892	8	C
53	152	CRG Holland		Schmidt, Dominik		CRG / TM / B'stone	1:06.556	-	-	3.906	7	D
54	125	J.S. Racing		Christensen, Toke		CRG / TM / B'stone	-	1:06.210	-	3.560	7	E
55	172	Joka Kart Team		Jilek, Michal		Birel / TM / B'stone	-	-	1:04.617	1.967	7	F
56	215	77 RUS Racing Team		Buznikov, Philipp		CRG / TM / B'stone	1:06.563	-	-	3.913	7	G
57	147	CRG Racing Germany		Weber, Johann Stefan		CRG / TM / B'stone	-	1:06.219	-	3.569	7	A
58	208	Solgat Motorsport		Pronenko, Danijl		Birel / TM / B'stone	-	-	1:04.649	1.999	7	B
59	153	CRG Holland		Steeman, Pepijn		CRG / TM / B'stone	1:06.575	-	-	3.925	7	C
60	193	Racing Motor DK		Poulsen, Lasse		LH / TM / B'stone	-	1:06.363	-	3.713	7	D
61	173	Joka Kart Team		Osmera, Jan		Birel / TM / B'stone	-	-	1:04.811	2.161	7	E
62	124	Maranello Kart		Tilloca, Luca		Maranello / TM / B'stone	1:06.692	-	-	4.042	7	F
63	206	CKR		Kreutz, Patrick		CKR / De Bei / B'stone	-	1:06.412	-	3.762	7	G
64	163	Energy Corse		Faint, Jason		Energy / TM / B'stone	-	-	1:04.901	2.251	7	A
65	148	CRG Holland		Kooijman, Finn		CRG / TM / B'stone	1:06.710	-	-	4.060	7	B
66	182	Pescador, Luis		Prosperi, Enrico		Tony Kart / Vortex / B'stone	-	1:06.460	-	3.810	7	C
67	195	RS-Motorsport		Zimmermann, Tim		ART GP / TM / B'stone	-	-	1:05.497	2.847	8	D
68	138	AVG Racing		Specken, Guust		Birel / TM / B'stone	1:06.750	-	-	4.100	7	E
69	194	RP Motorsport Team		Diesel, Felix		BRM / TM / B'stone	-	1:06.555	-	3.905	7	F
70	129	Maranello Kart		Lundberg, Douglas		Maranello / TM / B'stone	-	-	1:05.677	3.027	7	G
71	162	Eisenbeis, Christian		Eisenbeis, Christian		CKR / TM / B'stone	1:06.815	-	-	4.165	7	A
72	109	Harmonika Müller RT		Müller, Marcel		CRG / Modena Engines / B'stone	-	1:06.713	-	4.063	7	B
73	210	Comer		Savona, Federico		Top Kart / TM / B'stone	-	-	1:05.808	3.158	7	C
74	151	CRG Holland		Rasmussen, Nikolaj		Dino / TM / B'stone	1:06.851	-	-	4.201	7	D
75	146	CRG Racing Germany		Dresen, Andreas		CRG / TM / B'stone	-	1:07.346	-	4.696	7	E
76	127	CRG Holland		Jeleniowski, Marcel		CRG / TM / B'stone	-	-	1:06.359	3.709	7	F
77	156	Daems Racing		Brucculeri, Adrien		Tony Kart / Vortex / B'stone	1:07.097	-	-	4.447	7	G
78	170	Kuovi, Jan		Kuovi, Jan		Rosso Korsä / TM / B'stone	-	1:07.406	-	4.756	7	A
79	209	Comer		Cunati, Simone		Top Kart / Parilla / B'stone	-	-	1:06.830	4.180	7	B
80	188	Maranello Kart		Movsesian, Serkos		Maranello / TM / B'stone	1:08.251	-	-	5.601	7	C
81	169	Harmuth, Nicolas		Harmuth, Nicolas		GP / Maxter / B'stone	-	1:08.418	-	5.768	4	D
82	220	CRG Holland		Törnqvist, Person Ben		CRG / TM / B'stone	-	-	1:06.885	4.235	7	E

Not Classified

	108	CRG SpA		Tiene, Felice		CRG / Maxter / B'stone	-	No Time	-			F
	217	KSW-Racing		Oswald, Rene		Tony Kart / Vortex / B'stone	No Time	-	-			G

Gap Between Series : 103.52%



Genk 26 - 30.06.2013



CIK-FIA European Championship (Rd2)

KZ2

**Qualifying Practice Series 3 (QPS3)
Results**

Document 19

Subject to scrutineering & sporting investigations

Rnk	No.	Entrant	Nat	Driver	Nat	Equipment	Sector 1	Sector 2	Sector 3	Time	Gap	Laps
1	199	Charles, Kenny	BEL	Charles, Kenny	BEL	Merlin / TM / B'stone	24.994	18.491	19.165	1:02.650		8
2	157	De Gaye, Brice	ITA	De Gaye, Brice	ITA	CRG / Maxter / B'stone	25.353	18.611	19.067	1:03.031	0.381	7
3	200	Van Meever, Jan Cornelis	NLD	Van Meever, Maks	NLD	Lenzokart / TM / B'stone	24.954	18.997	19.182	1:03.133	0.483	7
4	201	DR Srl	ITA	Antonsen, Emil	NOR	DR / TM / B'stone	25.103	18.822	19.508	1:03.433	0.783	7
5	126	Fiault, Charles	ITA	Fiault, Charles	ITA	Sodi / Parilla / B'stone	25.016	19.064	19.388	1:03.468	0.818	8
6	159	DR Srl	ITA	Gudmundsson, Filp	SWE	DR / TM / B'stone	25.373	18.944	19.208	1:03.525	0.875	7
7	181	LH Racing Team	SWE	Hiltbrand, Pedro	ESP	LH / Maxter / B'stone	25.178	19.195	19.200	1:03.573	0.923	7
8	142	BRM Racing	ITA	Zanchi, Matteo	ITA	BRM / Modena Engines / B'ston	25.567	18.950	19.283	1:03.800	1.150	7
9	191	Marconi, Tommaso	ITA	Marconi, Tommaso	ITA	First / TM / B'stone	25.501	19.099	19.276	1:03.876	1.226	8
10	149	CRG SpA	ITA	Palou, Alex	ESP	CRG / Maxter / B'stone	25.374	18.965	19.583	1:03.922	1.272	8
11	139	Goudant, Cédric	ITA	Roy, Maxime	ITA	Tony Kart / Vortex / B'stone	25.586	19.130	19.362	1:04.078	1.428	7
12	190	Marcon, Alessandro	ITA	Marcon, Nicola	ITA	Tony Kart / Vortex / B'stone	25.521	19.120	19.519	1:04.160	1.510	7
13	161	DTK Racing Team Poland	POL	Idzkowski, Bartosz	POL	CRG / Maxter / B'stone	25.766	19.024	19.373	1:04.163	1.513	8
14	211	DR Germany	DEU	Huber, Manuel	DEU	DR / TM / B'stone	25.690	19.151	19.557	1:04.398	1.748	7
15	164	Energy Corse	ITA	Hays, Christopher	AUS	Energy / TM / B'stone	25.461	19.261	19.742	1:04.464	1.814	7
16	202	RK Racing Team	AUT	Gyr, Kevin	CHE	RK / TM / B'stone	25.455	19.344	19.704	1:04.503	1.853	8
17	135	ADAC Sachsen	DEU	Illgen, Kevin	DEU	CRG / TM / B'stone	25.650	19.331	19.561	1:04.542	1.892	8
18	150	CRG Holland	NLD	Pex, Yard	NLD	CRG / TM / B'stone	25.556	19.346	19.640	1:04.542	1.892	8
19	172	Joka Kart Team	CZE	Jilek, Michal	CZE	Birel / TM / B'stone	25.742	19.460	19.415	1:04.617	1.967	7
20	208	Solgat Motorsport	DEU	Pronenko, Danijl	UKR	Birel / TM / B'stone	25.792	19.297	19.560	1:04.649	1.999	7
21	173	Joka Kart Team	CZE	Osmera, Jan	CZE	Birel / TM / B'stone	25.649	19.404	19.758	1:04.811	2.161	7
22	163	Energy Corse	ITA	Faint, Jason	AUS	Energy / TM / B'stone	25.883	19.322	19.696	1:04.901	2.251	7
23	195	RS-Motorsport	DEU	Zimmermann, Tim	DEU	ART GP / TM / B'stone	25.964	19.570	19.963	1:05.497	2.847	8
24	129	Maranello Kart	ITA	Lundberg, Douglas	SWE	Maranello / TM / B'stone	25.722	20.054	19.901	1:05.677	3.027	7
25	210	Comer	ITA	Savona, Federico	ITA	Top Kart / TM / B'stone	25.981	19.890	19.937	1:05.808	3.158	7
26	127	CRG Holland	NLD	Jeleniowski, Marcel	DEU	CRG / TM / B'stone	26.314	20.074	19.971	1:06.359	3.709	7
27	209	Comer	ITA	Cunati, Simone	ITA	Top Kart / Parilla / B'stone	26.431	20.158	20.241	1:06.830	4.180	7
28	220	CRG Holland	NLD	Törnqvist, Person Benja	SWE	CRG / TM / B'stone	26.513	20.200	20.172	1:06.885	4.235	7

Start Time : 28/06 - 13:29:58

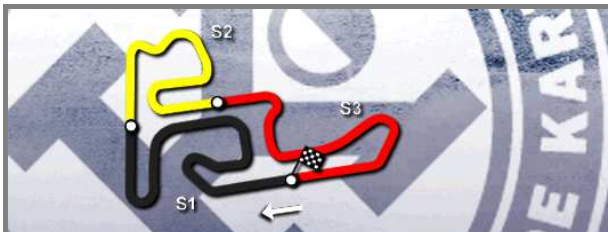
Best Lap : No.199 Charles, Kenny

1:02.650 78.14 Kph

Weather : Cloudy Air : 13°C Track : Drying

Previous Event Record : No.122 Öberg, Victor

1:04.656 75.72 Kph



KZ2

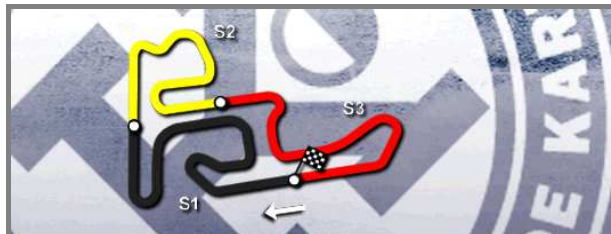
Qualifying Practice Series 3 (QPS3)

For information purposes. No official / regulatory value

Best Sectors Analysis

S1			S2			S3		
Rnk	No.	Time	Rnk	No.	Time	Rnk	No.	Time
1	200	24.954	1	199	18.491	1	157	19.067
2	199	24.994	2	157	18.611	2	200	19.102
3	126	25.016	3	201	18.822	3	199	19.110
4	201	25.103	4	200	18.913	4	181	19.200
5	181	25.178	5	159	18.944	5	159	19.208
6	157	25.321	6	142	18.950	6	173	19.252
7	149	25.346	7	149	18.965	7	191	19.276
8	159	25.373	8	181	18.989	8	142	19.283
9	202	25.455	9	161	19.024	9	139	19.362
10	164	25.461	10	190	19.045	10	161	19.373
11	191	25.501	11	126	19.064	11	126	19.388
12	190	25.521	12	191	19.099	12	172	19.415
13	150	25.556	13	139	19.130	13	201	19.492
14	142	25.567	14	211	19.151	14	149	19.512
15	139	25.586	15	135	19.235	15	190	19.519
16	161	25.631	16	164	19.261	16	135	19.549
17	211	25.633	17	208	19.297	17	211	19.557
18	173	25.649	18	202	19.309	18	208	19.560
19	135	25.650	19	163	19.322	19	202	19.609
20	129	25.722	20	150	19.346	20	164	19.616
21	172	25.742	21	173	19.404	21	150	19.640
22	208	25.792	22	172	19.442	22	163	19.682
23	195	25.856	23	195	19.570	23	195	19.721
24	163	25.883	24	129	19.768	24	210	19.858
25	210	25.958	25	127	19.816	25	129	19.901
26	127	26.314	26	209	19.826	26	127	19.971
27	220	26.406	27	210	19.859	27	220	20.172
28	209	26.431	28	220	20.200	28	209	20.241

Ideal Lap Times									
Rnk	No.	Driver	Nat	Ideal Lap	Best Lap	Diff.			
1	199	Charles, Kenny		1:02.595	1:02.650	0.055			
2	200	Van Meever, Maks		1:02.969	1:03.133	0.164			
3	157	De Gaye, Brice		1:02.999	1:03.031	0.032			
4	181	Hiltbrand, Pedro		1:03.367	1:03.573	0.206			
5	201	Antonsen, Emil		1:03.417	1:03.433	0.016			
6	126	Fiault, Charles		1:03.468	1:03.468				
7	159	Gudmundsson, Filp		1:03.525	1:03.525				
8	142	Zanchi, Matteo		1:03.800	1:03.800				
9	149	Palou, Alex		1:03.823	1:03.922	0.099			
10	191	Marconi, Tommaso		1:03.876	1:03.876				
11	161	Idzkowski, Bartosz		1:04.028	1:04.163	0.135			
12	139	Roy, Maxime		1:04.078	1:04.078				
13	190	Marcon, Nicola		1:04.085	1:04.160	0.075			
14	173	Osmera, Jan		1:04.305	1:04.811	0.506			
15	164	Hays, Christopher		1:04.338	1:04.464	0.126			
16	211	Huber, Manuel		1:04.341	1:04.398	0.057			
17	202	Gyr, Kevin		1:04.373	1:04.503	0.130			
18	135	Illgen, Kevin		1:04.434	1:04.542	0.108			
19	150	Pex, Yard		1:04.542	1:04.542				
20	172	Jilek, Michal		1:04.599	1:04.617	0.018			
21	208	Pronenko, Danijl		1:04.649	1:04.649				
22	163	Faint, Jason		1:04.887	1:04.901	0.014			
23	195	Zimmermann, Tim		1:05.147	1:05.497	0.350			
24	129	Lundberg, Douglas		1:05.391	1:05.677	0.286			
25	210	Savona, Federico		1:05.675	1:05.808	0.133			
26	127	Jeleniowski, Marcel		1:06.101	1:06.359	0.258			
27	209	Cunati, Simone		1:06.498	1:06.830	0.332			
28	220	Törnqvist, Person Benjamin		1:06.778	1:06.885	0.107			



KZ2

Qualifying Practice Series 3 (QPS3)

Lap Time Analysis

For information purposes. No official / regulatory value

Laps	Sector 1	Sector 2	Sector 3	Lap Time
No.126 Fiault, Charles				
1	27.914	20.395	20.079	1:08.388
2	26.493	20.064	19.897	1:06.454
3	25.514	19.564	19.659	1:04.737
4	25.388	19.840	19.573	1:04.801
5	25.647	19.310	19.554	1:04.511
6	25.391	22.602	19.797	1:07.790
7	25.345	19.247	19.564	1:04.156
8	25.016	19.064	19.388	1:03.468

Laps	Sector 1	Sector 2	Sector 3	Lap Time
No.127 Jeleniowski, Marcel				
1	28.522	21.235	20.591	1:10.348
2	26.419	20.326	21.209	1:07.954
3	26.495	21.193	24.782	1:12.470
4	26.914	20.140	20.425	1:07.479
5	28.284	20.199	20.420	1:08.903
6	27.255	19.816	20.395	1:07.466
7	26.314	20.074	19.971	1:06.359

Laps	Sector 1	Sector 2	Sector 3	Lap Time
No.129 Lundberg, Douglas				
1	27.683	28.770	40.053	1:36.506
2	25.722	20.054	19.901	1:05.677
3	25.914	19.801	20.013	1:05.728
4	26.081	19.768	20.123	1:05.972
5	25.967	19.944	20.195	1:06.106
6	26.059	19.776	20.174	1:06.009
7	26.033	19.836	20.126	1:05.995

Laps	Sector 1	Sector 2	Sector 3	Lap Time
No.135 Illgen, Kevin				
1	27.541	20.450	19.784	1:07.775
2	26.260	19.739	19.549	1:05.548
3	25.787	19.723	19.713	1:05.223
4	25.720	19.903	19.856	1:05.479
5	25.702	19.419	19.679	1:04.800
6	25.727	19.267	20.047	1:05.041
7	25.804	19.235	19.615	1:04.654
8	25.650	19.331	19.561	1:04.542

Laps	Sector 1	Sector 2	Sector 3	Lap Time
No.139 Roy, Maxime				
1	28.990	20.702	20.129	1:09.821
2	26.580	19.938	19.947	1:06.465
3	26.183	19.774	19.767	1:05.724
4	25.911	19.576	19.723	1:05.210
5	25.771	19.324	19.732	1:04.827
6	25.889	19.311	19.491	1:04.691
7	25.586	19.130	19.362	1:04.078

Laps	Sector 1	Sector 2	Sector 3	Lap Time
No.142 Zanchi, Matteo				
1	31.890	22.928	21.017	1:15.835
2	26.252	19.960	19.740	1:05.952

Laps	Sector 1	Sector 2	Sector 3	Lap Time
3	25.916	20.014	20.029	1:05.959
4	25.856	19.428	19.808	1:05.092
5	26.065	19.298	19.649	1:05.012
6	25.746	19.350	19.447	1:04.543
7	25.567	18.950	19.283	1:03.800

Laps	Sector 1	Sector 2	Sector 3	Lap Time
No.149 Palou, Alex				
1	27.238	20.195	20.017	1:07.450
2	25.628	25.487	20.037	1:11.152
3	25.394	19.685	19.689	1:04.768
4	25.689	21.487	19.971	1:07.147
5	25.346	19.193	20.349	1:04.888
6	25.428	19.118	19.609	1:04.155
7	25.374	18.965	19.583	1:03.922
8	25.359	19.313	19.512	1:04.184

Laps	Sector 1	Sector 2	Sector 3	Lap Time
No.150 Pex, Yard				
1	27.581	20.169	19.959	1:07.709
2	25.923	19.966	19.806	1:05.695
3	26.031	20.129	19.810	1:05.970
4	26.077	19.955	19.782	1:05.814
5	25.923	19.782	19.706	1:05.411
6	26.087	19.708	19.898	1:05.693
7	25.811	19.453	19.690	1:04.954
8	25.556	19.346	19.640	1:04.542

Laps	Sector 1	Sector 2	Sector 3	Lap Time
No.157 De Gaye, Brice				
1	29.279	20.853	20.443	1:10.575
2	26.418	20.137	19.927	1:06.482
3	25.845	19.621	19.533	1:04.999
4	25.521	19.367	19.384	1:04.272
5	25.321	19.477	19.626	1:04.424
6	25.686	18.833	19.155	1:03.674
7	25.353	18.611	19.067	1:03.031

Laps	Sector 1	Sector 2	Sector 3	Lap Time
No.159 Gudmundsson, Filp				
1	27.133	20.352	20.108	1:07.593
2	26.351	20.051	19.961	1:06.363
3	25.478	19.480	19.778	1:04.736
4	25.793	19.230	19.506	1:04.529
5	25.803	19.919	19.460	1:05.182
6	25.436	18.945	19.323	1:03.704
7	25.373	18.944	19.208	1:03.525

Laps	Sector 1	Sector 2	Sector 3	Lap Time
No.161 Idzkowski, Bartosz				
1	29.179	20.360	20.324	1:09.863
2	26.038	20.013	19.848	1:05.899
3	25.805	20.590	20.606	1:07.001
4	25.992	19.425	19.735	1:05.152
5	25.705	19.366	19.467	1:04.538
6	25.631	19.183	19.376	1:04.190

Laps	Sector 1	Sector 2	Sector 3	Lap Time
7	25.766	19.024	19.373	1:04.163
8	25.650	19.232	19.544	1:04.426

Laps	Sector 1	Sector 2	Sector 3	Lap Time
No.163 Faint, Jason				
1	29.215	21.193	20.214	1:10.622
2	26.294	20.211	19.981	1:06.486
3	26.099	19.862	20.812	1:06.773
4	26.080	19.492	19.828	1:05.400
5	25.963	19.667	20.204	1:05.834
6	26.244	19.656	19.682	1:05.582
7	25.883	19.322	19.696	1:04.901

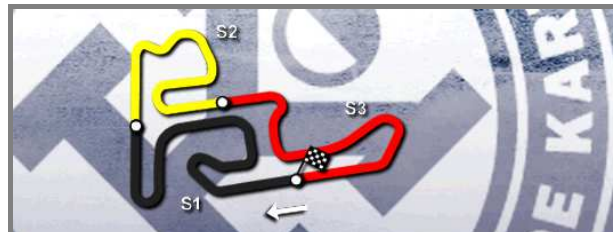
Laps	Sector 1	Sector 2	Sector 3	Lap Time
No.164 Hays, Christopher				
1	29.006	20.765	19.945	1:09.716
2	25.952	20.011	20.151	1:06.114
3	25.672	19.835	19.913	1:05.420
4	25.719	19.861	20.319	1:05.899
5	25.560	19.472	19.762	1:04.794
6	25.461	19.261	19.742	1:04.464
7	25.535	19.409	19.616	1:04.560

Laps	Sector 1	Sector 2	Sector 3	Lap Time
No.172 Jilek, Michal				
1	28.935	20.702	21.119	1:10.756
2	26.509	21.088	20.156	1:07.753
3	25.957	20.263	19.631	1:05.851
4	25.869	19.442	19.611	1:04.922
5	25.742	19.460	19.415	1:04.617
6	25.977	19.656	19.825	1:05.458
7	27.641	20.046	19.653	1:07.340

Laps	Sector 1	Sector 2	Sector 3	Lap Time
No.173 Osmera, Jan				
1	28.467	20.317	20.221	1:09.005
2	26.531	20.598	22.462	1:09.591
3	26.532	19.952	19.595	1:06.079
4	25.977	19.477	19.811	1:05.265
5	25.649	19.404	19.758	1:04.811
6	26.092	20.544	20.042	1:06.678
7	25.959	19.736	19.252	1:04.947

Laps	Sector 1	Sector 2	Sector 3	Lap Time
No.181 Hiltbrand, Pedro				
1	29.646	20.962	20.294	1:10.902
2	25.588	19.652	19.800	1:05.040
3	25.768	19.426	19.591	1:04.785
4	25.507	19.374	19.520	1:04.401
5	25.706	19.184	19.396	1:04.286
6	25.494	18.989	19.580	1:04.063
7	25.178	19.195	19.200	1:03.573

Laps	Sector 1	Sector 2	Sector 3	Lap Time
No.190 Marcon, Nicola				
1	27.532	20.221	20.205	1:07.958
2	25.714	19.739	20.273	1:05.726



KZ2

Qualifying Practice Series 3 (QPS3)

Lap Time Analysis

For information purposes. No official / regulatory value

Laps	Sector 1	Sector 2	Sector 3	Lap Time
3	25.697	19.431	19.779	1:04.907
4	25.865	19.364	19.903	1:05.132
5	26.200	19.269	19.623	1:05.092
6	25.530	19.045	19.596	1:04.171
7	25.521	19.120	19.519	1:04.160

No.191 Marconi, Tommaso

1	28.266	20.719	20.486	1:09.471
2	26.254	19.915	19.520	1:05.689
3	25.824	19.558	19.408	1:04.790
4	25.503	19.613	19.424	1:04.540
5	25.781	20.652	20.127	1:06.560
6	25.513	19.259	19.405	1:04.177
7	26.135	19.593	19.347	1:05.075
8	25.501	19.099	19.276	1:03.876

No.195 Zimmermann, Tim

1	28.258	20.208	20.025	1:08.491
2	25.928	19.892	19.836	1:05.656
3	26.193	20.073	19.721	1:05.987
4	25.883	19.891	20.043	1:05.817
5	25.856	19.830	19.844	1:05.530
6	25.894	19.937	20.963	1:06.794
7	27.321	19.604	19.974	1:06.899
8	25.964	19.570	19.963	1:05.497

No.199 Charles, Kenny

1	27.559	20.100	20.035	1:07.694
2	25.643	19.663	19.671	1:04.977
3	25.583	19.461	19.471	1:04.515
4	25.171	19.364	19.419	1:03.954
5	25.145	19.074	19.402	1:03.621
6	25.033	19.051	19.237	1:03.321
7	25.105	18.651	19.110	1:02.866
8	24.994	18.491	19.165	1:02.650

No.200 Van Meever, Maks

1	29.858	20.711	23.273	1:13.842
2	26.682	20.671	20.240	1:07.593
3	25.927	19.581	19.969	1:05.477
4	25.748	19.037	19.559	1:04.344
5	25.788	19.287	19.288	1:04.363
6	26.043	18.913	19.102	1:04.058
7	24.954	18.997	19.182	1:03.133

No.201 Antonsen, Emil

1	34.943	22.637	20.177	1:17.757
2	25.791	19.575	20.783	1:15.149
3	25.424	19.328	19.698	1:04.450
4	25.343	19.235	19.649	1:04.227
5	25.293	18.888	19.492	1:03.673

Laps	Sector 1	Sector 2	Sector 3	Lap Time
6	25.103	18.822	19.508	1:03.433
7	25.129	19.034	19.554	1:03.717

No.202 Gyr, Kevin

1	28.420	20.660	20.029	1:09.109
2	25.756	19.776	19.794	1:05.326
3	25.901	19.654	19.715	1:05.270
4	25.753	19.630	19.820	1:05.203
5	25.632	19.585	19.662	1:04.879
6	25.775	19.664	20.075	1:05.514
7	25.455	19.344	19.704	1:04.503
8	25.701	19.309	19.609	1:04.619

No.208 Pronenko, Danijl

1	28.093	20.843	20.755	1:09.691
2	26.301	19.882	20.858	1:07.041
3	26.337	19.805	19.920	1:06.062
4	26.108	20.106	20.218	1:06.432
5	25.893	19.895	19.812	1:05.600
6	26.014	19.490	19.618	1:05.122
7	25.792	19.297	19.560	1:04.649

No.209 Cunati, Simone

1	29.724	22.033	20.823	1:12.580
2	26.582	20.087	20.328	1:06.997
3	26.431	20.158	20.241	1:06.830
4	26.562	20.386	20.484	1:07.432
5	26.725	19.826	20.524	1:07.075
6	26.595	22.070	20.827	1:09.492
7	26.461	21.267	20.532	1:08.260

No.210 Savona, Federico

1	28.471	20.765	20.069	1:09.305
2	25.981	19.890	19.937	1:05.808
3	25.958	19.859	20.098	1:05.915
4	26.135	20.003	20.190	1:06.328
5	26.895	20.467	20.220	1:07.582
6	28.705	20.126	19.907	1:08.738
7	26.043	20.070	19.858	1:05.971

No.211 Huber, Manuel

1	29.110	21.591	20.481	1:11.182
2	26.502	19.973	19.998	1:06.473
3	25.952	20.683	20.524	1:07.159
4	25.768	19.640	19.938	1:05.346
5	25.753	19.483	19.848	1:05.084
6	25.633	19.443	19.846	1:04.922
7	25.690	19.151	19.557	1:04.398

Laps	Sector 1	Sector 2	Sector 3	Lap Time
No.220 Törnqvist, Person Benjamin				
1	29.042	21.735	21.333	1:12.110
2	26.513	20.200	20.172	1:06.885
3	28.479	20.404	20.238	1:09.121
4	26.511	20.345	20.300	1:07.156
5	26.406	20.433	20.733	1:07.572
6	26.720	20.469	20.498	1:07.687
7	26.459	20.344	20.354	1:07.157



Genk 26 - 30.06.2013



CIK-FIA European Championship (Rd2)

KZ2

Qualifying Practice Series 2 (QPS2)

Document 18

Results

Subject to scrutineering & sporting investigations

Rnk	No.	Entrant	Nat	Driver	Nat	Equipment	Sector 1	Sector 2	Sector 3	Time	Gap	Laps
1	176	KK '1'		Habulin, Kristijan		CRG / Modena Engines / B'stone	25.572	19.765	19.516	1:04.853		8
2	160	DR Srl		Rismyhr, Finn Erik		DR / TM / B'stone	25.696	19.786	19.490	1:04.972	0.119	7
3	174	Pescador, Jorge		Pescador, Jorge		Tony Kart / Vortex / B'stone	25.689	19.977	19.617	1:05.283	0.430	7
4	197	Solgat Motorsport		Kappis, Patrick		Birel / TM / B'stone	25.775	19.815	19.709	1:05.299	0.446	8
5	155	CRG Holland		Wiggers, Symen		CRG / TM / B'stone	25.745	19.863	19.707	1:05.315	0.462	7
6	180	KSM Racing Team		Schmitz, Alexander		Tony Kart / Vortex / B'stone	25.904	19.880	19.611	1:05.395	0.542	8
7	140	BRM Racing		Bizalion, Charly		BRM / Modena Engines / B'ston	26.054	19.746	19.640	1:05.440	0.587	7
8	137	AVG Racing		Kremers, Marijn		Birel / TM / B'stone	25.677	20.055	19.755	1:05.487	0.634	7
9	165	Energy Corse		Johansson, Joel		Energy / TM / B'stone	25.903	19.884	19.712	1:05.499	0.646	7
10	185	Maddox		Van Moorsel, Jordi		Maddox / TM / B'stone	25.765	20.177	19.835	1:05.777	0.924	7
11	141	BRM Racing		Ghidella, Matteo		BRM / Modena Engines / B'ston	26.099	19.909	19.854	1:05.862	1.009	7
12	154	CRG Holland		Törnqvist, Morgen		CRG / TM / B'stone	25.963	19.975	19.999	1:05.937	1.084	7
13	123	TBkart Srl		Brenna, Simone		TB Kart / Modena Engines / B'st	26.234	20.066	19.641	1:05.941	1.088	7
14	177	KSH Racing		Dielissen, Casper		RK / Modena Engines / B'stone	26.142	20.120	19.822	1:06.084	1.231	7
15	204	Praga Kart Racing		Maxa, Radim		Praga / Parilla / B'stone	26.217	20.039	19.899	1:06.155	1.302	7
16	158	Dobla B.V.		Dontje, Milan		Energy / TM / B'stone	26.054	20.138	19.987	1:06.179	1.326	7
17	144	Praga Kart Racing		Manetti, Alessandro		Praga / Parilla / B'stone	26.386	20.038	19.779	1:06.203	1.350	7
18	125	J.S. Racing		Christensen, Toke		CRG / TM / B'stone	26.088	20.179	19.943	1:06.210	1.357	7
19	147	CRG Racing Germany		Weber, Johann Stefan		CRG / TM / B'stone	26.053	20.268	19.898	1:06.219	1.366	7
20	193	Racing Motor DK		Poulsen, Lasse		LH / TM / B'stone	26.348	20.076	19.939	1:06.363	1.510	7
21	206	CKR		Kreutz, Patrick		CKR / De Bei / B'stone	26.243	20.285	19.884	1:06.412	1.559	7
22	182	Pescador, Luis		Prosperi, Enrico		Tony Kart / Vortex / B'stone	26.261	20.098	20.101	1:06.460	1.607	7
23	194	RP Motorsport Team		Diesel, Felix		BRM / TM / B'stone	26.515	20.130	19.910	1:06.555	1.702	7
24	109	Harmonika Müller RT		Müller, Marcel		CRG / Modena Engines / B'ston	26.360	20.251	20.102	1:06.713	1.860	7
25	146	CRG Racing Germany		Dresen, Andreas		CRG / TM / B'stone	26.556	20.583	20.207	1:07.346	2.493	7
26	170	Kuovi, Jan		Kuovi, Jan		Rosso Korsaa / TM / B'stone	26.712	20.503	20.191	1:07.406	2.553	7
27	169	Harmuth, Nicolas		Harmuth, Nicolas		GP / Maxter / B'stone	27.099	20.760	20.559	1:08.418	3.565	4

Not Classified

	108	CRG SpA		Tiene, Felice		CRG / Maxter / B'stone				No Time		
--	-----	---------	--	----------------------	--	------------------------	--	--	--	----------------	--	--

Start Time : 28/06 - 13:14:42

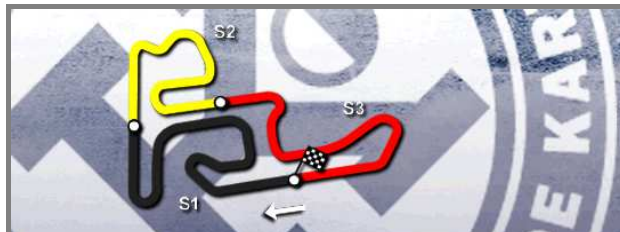
Best Lap : No.176 Habulin, Kristijan

1:04.853 75.49 Kph

Weather : Cloudy Air : 13°C Track : Wet

Event Record : No.122 Öberg, Victor

1:04.656 75.72 Kph



Genk 26 - 30.06.2013



KZ2

CIK-FIA European Championship (Rd2)



KZ2

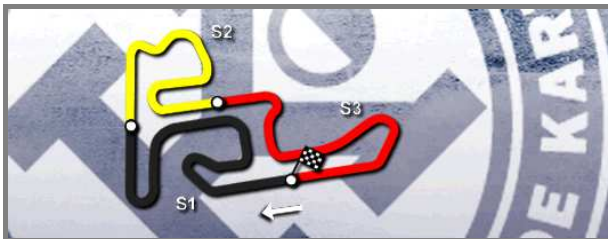
Qualifying Practice Series 2 (QPS2)

For information purposes. No official / regulatory value

Best Sectors Analysis

S1			S2			S3		
Rnk	No.	Time	Rnk	No.	Time	Rnk	No.	Time
1	176	25.572	1	155	19.678	1	160	19.459
2	137	25.677	2	176	19.680	2	176	19.480
3	174	25.689	3	140	19.746	3	140	19.536
4	160	25.696	4	174	19.754	4	174	19.568
5	197	25.731	5	160	19.786	5	165	19.597
6	155	25.745	6	197	19.812	6	123	19.607
7	123	25.747	7	180	19.880	7	180	19.611
8	185	25.765	8	165	19.884	8	197	19.617
9	180	25.804	9	141	19.909	9	137	19.659
10	165	25.885	10	204	19.934	10	155	19.707
11	140	25.945	11	154	19.947	11	206	19.774
12	158	25.961	12	137	19.955	12	177	19.776
13	154	25.963	13	177	19.971	13	144	19.779
14	141	25.998	14	123	19.982	14	141	19.819
15	125	26.044	15	144	19.994	15	185	19.835
16	204	26.053	16	158	20.033	16	194	19.841
16	147	26.053	17	193	20.071	17	154	19.875
18	177	26.142	18	206	20.087	18	147	19.885
19	144	26.145	19	182	20.092	19	193	19.888
20	206	26.202	20	147	20.121	20	204	19.899
21	182	26.261	21	194	20.130	21	125	19.912
22	193	26.329	22	185	20.177	22	109	19.955
23	109	26.351	23	125	20.179	23	158	19.987
24	194	26.426	24	109	20.251	24	182	20.101
25	146	26.459	25	146	20.488	25	170	20.191
26	170	26.712	26	170	20.503	26	146	20.207
27	169	27.099	27	169	20.760	27	169	20.260

Ideal Lap Times									
Rnk	No.	Driver	Nat	Ideal Lap	Best Lap	Diff.			
1	176	Habulin, Kristijan		1:04.732	1:04.853	0.121			
2	160	Rismyhr, Finn Erik		1:04.941	1:04.972	0.031			
3	174	Pescador, Jorge		1:05.011	1:05.283	0.272			
4	155	Wiggers, Symen		1:05.130	1:05.315	0.185			
5	197	Kappis, Patrick		1:05.160	1:05.299	0.139			
6	140	Bizalion, Charly		1:05.227	1:05.440	0.213			
7	137	Kremers, Marijn		1:05.291	1:05.487	0.196			
8	180	Schmitz, Alexander		1:05.295	1:05.395	0.100			
9	123	Brenna, Simone		1:05.336	1:05.941	0.605			
10	165	Johansson, Joel		1:05.366	1:05.499	0.133			
11	141	Ghidella, Matteo		1:05.726	1:05.862	0.136			
12	185	Van Moorsel, Jordi		1:05.777	1:05.777				
13	154	Törnqvist, Morgen		1:05.785	1:05.937	0.152			
14	204	Maxa, Radim		1:05.886	1:06.155	0.269			
15	177	Dielissen, Casper		1:05.889	1:06.084	0.195			
16	144	Manetti, Alessandro		1:05.918	1:06.203	0.285			
17	158	Dontje, Milan		1:05.981	1:06.179	0.198			
18	147	Weber, Johann Stefan		1:06.059	1:06.219	0.160			
19	206	Kreutz, Patrick		1:06.063	1:06.412	0.349			
20	125	Christensen, Toke		1:06.135	1:06.210	0.075			
21	193	Poulsen, Lasse		1:06.288	1:06.363	0.075			
22	194	Diesel, Felix		1:06.397	1:06.555	0.158			
23	182	Prosperi, Enrico		1:06.454	1:06.460	0.006			
24	109	Müller, Marcel		1:06.557	1:06.713	0.156			
25	146	Dresen, Andreas		1:07.154	1:07.346	0.192			
26	170	Kuovi, Jan		1:07.406	1:07.406				
27	169	Harmuth, Nicolas		1:08.119	1:08.418	0.299			



KZ2

Qualifying Practice Series 2 (QPS2)

Lap Time Analysis

For information purposes. No official / regulatory value

Laps	Sector 1	Sector 2	Sector 3	Lap Time
No.109 Müller, Marcel				
1	28.163	20.888	21.299	1:10.350
2	26.393	20.343	20.350	1:07.086
3	26.351	20.668	20.494	1:07.513
4	26.689	20.299	19.955	1:06.943
5	26.590	20.348	20.811	1:07.749
6	26.500	20.521	20.037	1:07.058
7	26.360	20.251	20.102	1:06.713

Laps	Sector 1	Sector 2	Sector 3	Lap Time
No.123 Brenna, Simone				
1	28.548	20.712	19.756	1:09.016
2	26.234	20.066	19.641	1:05.941
3	25.949	20.490	19.880	1:06.319
4	26.062	19.982	19.947	1:05.991
5	26.152	20.454	19.767	1:06.373
6	25.882	20.565	19.607	1:06.054
7	25.747	20.426	19.873	1:06.046

Laps	Sector 1	Sector 2	Sector 3	Lap Time
No.125 Christensen, Toke				
1	28.891	21.303	21.058	1:11.252
2	26.247	20.293	19.912	1:06.452
3	26.170	20.541	20.115	1:06.826
4	26.270	20.616	20.050	1:06.936
5	26.182	20.303	20.195	1:06.680
6	26.044	20.377	19.971	1:06.392
7	26.088	20.179	19.943	1:06.210

Laps	Sector 1	Sector 2	Sector 3	Lap Time
No.137 Kremers, Marijn				
1	29.129	20.370	20.043	1:09.542
2	26.345	20.022	19.751	1:06.118
3	25.928	20.085	19.718	1:05.731
4	25.946	19.970	19.659	1:05.575
5	26.812	20.010	19.742	1:06.564
6	25.786	19.955	19.763	1:05.504
7	25.677	20.055	19.755	1:05.487

Laps	Sector 1	Sector 2	Sector 3	Lap Time
No.140 Bizational, Charly				
1	30.284	22.314	20.941	1:13.539
2	26.734	20.447	19.881	1:07.062
3	26.051	19.986	20.030	1:06.067
4	26.054	19.746	19.640	1:05.440
5	26.415	27.010	19.776	1:13.201
6	25.945	19.994	19.536	1:05.475
7	26.038	19.844	19.790	1:05.672

Laps	Sector 1	Sector 2	Sector 3	Lap Time
No.141 Ghidella, Matteo				
1	28.806	20.686	20.077	1:09.569
2	26.653	20.066	20.175	1:06.894
3	25.998	20.050	19.994	1:06.042
4	26.099	19.909	19.854	1:05.862

Laps	Sector 1	Sector 2	Sector 3	Lap Time
5	26.344	20.011	19.934	1:06.289
6	26.174	19.954	19.870	1:05.998
7	26.253	20.036	19.819	1:06.108

Laps	Sector 1	Sector 2	Sector 3	Lap Time
No.144 Manetti, Alessandro				
1	30.118	20.810	20.307	1:11.235
2	26.325	20.164	20.248	1:06.737
3	26.601	19.994	19.790	1:06.385
4	26.215	20.385	19.984	1:06.584
5	26.145	23.034	20.207	1:09.386
6	26.184	20.122	19.937	1:06.243
7	26.386	20.038	19.779	1:06.203

Laps	Sector 1	Sector 2	Sector 3	Lap Time
No.146 Dresen, Andreas				
1	29.851	21.613	20.510	1:11.974
2	26.705	20.552	20.347	1:07.604
3	26.459	20.532	20.814	1:07.805
4	26.570	20.898	20.604	1:08.072
5	26.556	20.583	20.207	1:07.346
6	26.708	20.488	20.338	1:07.534
7	26.711	20.499	20.415	1:07.625

Laps	Sector 1	Sector 2	Sector 3	Lap Time
No.147 Weber, Johann Stefan				
1	29.047	20.707	20.342	1:10.096
2	26.053	20.268	19.898	1:06.219
3	26.750	22.823	25.409	1:14.982
4	26.180	20.503	19.977	1:06.660
5	26.059	20.121	20.132	1:06.312
6	26.107	20.776	19.967	1:06.850
7	26.132	20.370	19.885	1:06.387

Laps	Sector 1	Sector 2	Sector 3	Lap Time
No.154 Törnqvist, Morgen				
1	36.239	22.965	20.636	1:19.840
2	26.822	20.106	19.949	1:06.877
3	26.068	19.947	20.007	1:06.022
4	26.380	19.950	19.911	1:06.241
5	26.274	20.104	19.875	1:06.253
6	25.963	19.975	19.999	1:05.937
7	25.994	20.239	19.885	1:06.118

Laps	Sector 1	Sector 2	Sector 3	Lap Time
No.155 Wiggers, Symen				
1	32.107	29.091	26.114	1:27.312
2	27.239	20.120	19.849	1:07.208
3	25.987	19.911	19.880	1:05.778
4	25.952	19.729	19.924	1:05.605
5	25.909	19.678	19.743	1:05.330
6	25.745	19.863	19.707	1:05.315
7	25.814	19.844	19.712	1:05.370

Laps	Sector 1	Sector 2	Sector 3	Lap Time
No.158 Dontje, Milan				
1	28.119	20.330	20.310	1:08.759
2	26.287	20.091	20.198	1:06.576
3	26.164	20.033	20.040	1:06.237
4	26.071	20.092	20.117	1:06.280
5	25.961	20.040	20.243	1:06.244
6	26.054	20.138	19.987	1:06.179
7	25.996	20.050	20.205	1:06.251

Laps	Sector 1	Sector 2	Sector 3	Lap Time
No.160 Rismyhr, Finn Erik				
1	29.423	21.188	20.135	1:10.746
2	26.564	20.252	20.053	1:06.869
3	26.407	20.379	19.826	1:06.612
4	26.201	20.150	19.709	1:06.060
5	25.822	19.977	19.544	1:05.343
6	25.724	19.865	19.459	1:05.048
7	25.696	19.786	19.490	1:04.972

Laps	Sector 1	Sector 2	Sector 3	Lap Time
No.165 Johansson, Joel				
1	30.257	20.471	19.834	1:10.562
2	26.269	20.042	19.891	1:06.202
3	26.038	19.885	19.756	1:05.679
4	25.903	19.884	19.712	1:05.499
5	26.200	20.008	19.597	1:05.805
6	25.914	19.911	19.676	1:05.501
7	25.885	19.898	19.718	1:05.501

Laps	Sector 1	Sector 2	Sector 3	Lap Time
No.169 Harmuth, Nicolas				
1	29.722	20.894	20.580	1:11.196
2	27.834	20.874	20.275	1:08.983
3	27.346	21.058	20.260	1:08.664
4	27.099	20.760	20.559	1:08.418

Laps	Sector 1	Sector 2	Sector 3	Lap Time
No.170 Kuovi, Jan				
1	29.469	21.402	20.693	1:11.564
2	27.027	20.868	20.791	1:08.686
3	27.011	20.752	20.521	1:08.284
4	27.107	20.654	20.407	1:08.168
5	27.095	21.084	20.286	1:08.465
6	27.094	21.364	20.339	1:08.797
7	26.712	20.503	20.191	1:07.406

Laps	Sector 1	Sector 2	Sector 3	Lap Time
No.174 Pescador, Jorge				
1	29.174	20.484	20.162	1:09.820
2	26.246	20.215	19.759	1:06.220
3	26.034	20.027	19.605	1:05.666
4	25.689	19.977	19.617	1:05.283
5	25.919	21.719	19.690	1:07.328
6	25.962	19.754	19.730	1:05.446
7	26.218	20.172	19.568	1:05.958



KZ2

Qualifying Practice Series 2 (QPS2)

Lap Time Analysis

For information purposes. No official / regulatory value

Laps	Sector 1	Sector 2	Sector 3	Lap Time
No.176 Habulin, Kristijan				
1	28.271	20.430	19.783	1:08.484
2	26.157	19.680	19.657	1:05.494
3	25.638	19.742	19.570	1:04.950
4	25.693	19.787	19.798	1:05.278
5	25.775	19.793	19.554	1:05.122
6	25.847	19.733	19.523	1:05.103
7	25.765	19.888	19.480	1:05.133
8	25.572	19.765	19.516	1:04.853

Laps	Sector 1	Sector 2	Sector 3	Lap Time
No.177 Dielissen, Casper				
1	28.949	21.245	47.118	1:37.312
2	27.102	20.775	20.197	1:08.074
3	26.722	20.578	19.940	1:07.240
4	26.480	20.155	19.776	1:06.411
5	26.362	20.428	19.882	1:06.672
6	26.478	19.971	20.043	1:06.492
7	26.142	20.120	19.822	1:06.084

Laps	Sector 1	Sector 2	Sector 3	Lap Time
No.180 Schmitz, Alexander				
1	27.406	20.212	19.979	1:07.597
2	26.187	19.951	19.679	1:05.817
3	26.104	20.032	19.681	1:05.817
4	25.951	20.004	19.734	1:05.689
5	25.904	19.880	19.611	1:05.395
6	25.804	19.891	19.794	1:05.489
7	26.143	19.932	19.662	1:05.737
8	26.111	20.051	19.704	1:05.866

Laps	Sector 1	Sector 2	Sector 3	Lap Time
No.182 Prosperi, Enrico				
1	29.738	20.899	21.055	1:11.692
2	26.803	20.390	20.209	1:07.402
3	26.761	20.858	20.318	1:07.937
4	26.746	21.187	20.160	1:08.093
5	26.493	20.092	20.120	1:06.705
6	26.261	20.098	20.101	1:06.460
7	26.369	20.151	20.135	1:06.655

Laps	Sector 1	Sector 2	Sector 3	Lap Time
No.185 Van Moorsel, Jordi				
1	28.249	21.145	20.413	1:09.807
2	25.971	20.268	20.050	1:06.289
3	25.765	20.177	19.835	1:05.777
4	25.930	20.267	20.068	1:06.265
5	25.907	20.321	19.919	1:06.147
6	25.855	20.466	20.112	1:06.433
7	25.828	20.394	19.869	1:06.091

Laps	Sector 1	Sector 2	Sector 3	Lap Time
No.193 Poulsen, Lasse				
1	29.523	21.387	20.126	1:11.036
2	26.481	20.104	19.888	1:06.473

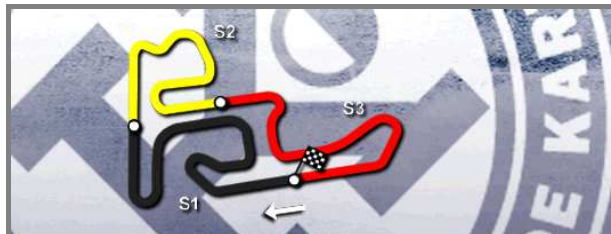
Laps	Sector 1	Sector 2	Sector 3	Lap Time
3	26.438	20.425	20.172	1:07.035
4	26.329	20.071	20.000	1:06.400
5	26.420	20.737	20.054	1:07.211
6	26.478	20.094	20.326	1:06.898
7	26.348	20.076	19.939	1:06.363

Laps	Sector 1	Sector 2	Sector 3	Lap Time
No.194 Diesel, Felix				
1	29.526	21.763	21.616	1:12.905
2	26.516	20.260	20.073	1:06.849
3	26.426	20.213	20.503	1:07.142
4	26.515	20.130	19.910	1:06.555
5	26.544	20.187	19.841	1:06.572
6	26.564	20.168	19.986	1:06.718
7	31.744	22.154	19.856	1:13.754

Laps	Sector 1	Sector 2	Sector 3	Lap Time
No.197 Kappis, Patrick				
1	28.736	20.252	19.696	1:08.684
2	26.153	19.910	19.617	1:05.680
3	26.162	20.153	19.867	1:06.182
4	25.811	19.812	20.044	1:05.667
5	25.775	19.815	19.709	1:05.299
6	25.731	19.904	19.911	1:05.546
7	25.855	19.935	19.807	1:05.597
8	26.264	19.841	19.773	1:05.878

Laps	Sector 1	Sector 2	Sector 3	Lap Time
No.204 Maxa, Radim				
1	29.920	23.841	20.842	1:14.603
2	26.217	20.039	19.899	1:06.155
3	26.053	20.376	20.052	1:06.481
4	26.127	20.039	20.005	1:06.171
5	26.199	19.972	20.165	1:06.336
6	26.138	19.934	20.333	1:06.405
7	26.546	20.131	20.069	1:06.746

Laps	Sector 1	Sector 2	Sector 3	Lap Time
No.206 Kreutz, Patrick				
1	27.532	20.416	19.883	1:07.831
2	26.309	20.283	20.210	1:06.802
3	26.334	20.773	19.899	1:07.006
4	26.283	20.087	20.045	1:06.415
5	26.243	20.285	19.884	1:06.412
6	26.237	21.114	19.813	1:07.164
7	26.202	20.854	19.774	1:06.830



Genk 26 - 30.06.2013



CIK-FIA European Championship (Rd2)

KZ2

**Qualifying Practice Series 1 (QPS1)
Results**

Document 17

Subject to scrutineering & sporting investigations

Rnk	No.	Entrant	Nat	Driver	Nat	Equipment	Sector 1	Sector 2	Sector 3	Time	Gap	Laps
1	122	PDB Racing Team	NLD	Öberg, Victor	SWE	Gillard / TM / B'stone	25.539	19.701	19.416	1:04.656		7
2	205	Paauperkartracing	NLD	Paauwe, Menno	NLD	Birel / TM / B'stone	25.681	19.803	19.392	1:04.876	0.220	7
3	207	DR Srl	ITA	Negro, Riccardo	DEU	DR / TM / B'stone	25.737	19.875	19.462	1:05.074	0.418	7
4	168	G-Star Raw Racing	BEL	Szymkowiak, Jules	NLD	Zanardi / TM / B'stone	25.748	19.834	19.561	1:05.143	0.487	7
5	213	GP Racing	ITA	Bray, Daniel	NZL	GP / TM / B'stone	25.964	19.743	19.484	1:05.191	0.535	7
6	184	Mach 1 Motorsport	DEU	Norris, John	IRL	Mach 1 / TM / B'stone	25.936	19.753	19.563	1:05.252	0.596	7
7	104	Birel Motorsport	ITA	Midrła, Jan	CZE	Birel / TM / B'stone	25.870	19.849	19.601	1:05.320	0.664	7
8	133	Renda Motorsport	ITA	Romkema, Ricardo	NLD	Zanardi / TM / B'stone	25.865	19.804	19.660	1:05.329	0.673	7
9	192	CKR	ITA	Bombardelli, Luca	ITA	CKR / De Bei / B'stone	25.797	19.915	19.668	1:05.380	0.724	7
10	130	Maranello Kart	ITA	Zanchetta, Marco	ITA	Maranello / TM / B'stone	26.009	19.774	19.654	1:05.437	0.781	7
11	132	Hansen, Jonas	DNK	Hansen, Jonas	DNK	Maranello / Vortex / B'stone	25.992	19.869	19.799	1:05.660	1.004	7
12	143	Tony Kart Racing Team	ITA	Piccini, Alessio	ITA	Tony Kart / Vortex / B'stone	26.072	20.040	19.741	1:05.853	1.197	7
13	136	AVG Racing	NLD	Bos, Jeroen	NLD	Birel / TM / B'stone	26.145	20.206	19.676	1:06.027	1.371	7
14	131	KSM Racing Team	DEU	Becker, Julian	DEU	Tony Kart / Vortex / B'stone	26.258	20.074	19.971	1:06.303	1.647	7
15	216	Neva Ring	RUS	Gagen, Seva	RUS	Parolin / TM / B'stone	26.268	20.112	19.937	1:06.317	1.661	7
16	166	Gold Kart Racing Team	ITA	Aceto, Massimo	ITA	Righetti / TM / B'stone	26.349	20.068	19.927	1:06.344	1.688	7
17	128	Da Silva, Clement	FRA	Da Silva, Clement	FRA	Birel / TM / B'stone	26.535	20.088	19.915	1:06.538	1.882	7
18	152	CRG Holland	NLD	Schmidt, Dominik	DEU	CRG / TM / B'stone	26.348	20.313	19.895	1:06.556	1.900	7
19	215	77 RUS Racing Team	RUS	Buznikov, Philipp	RUS	CRG / TM / B'stone	26.399	20.287	19.877	1:06.563	1.907	7
20	153	CRG Holland	NLD	Steeman, Pepijn	NLD	CRG / TM / B'stone	26.330	20.239	20.006	1:06.575	1.919	7
21	124	Maranello Kart	ITA	Tilloca, Luca	ITA	Maranello / TM / B'stone	26.133	20.461	20.098	1:06.692	2.036	7
22	148	CRG Holland	NLD	Kooijman, Finn	NLD	CRG / TM / B'stone	26.295	20.212	20.203	1:06.710	2.054	7
23	138	AVG Racing	NLD	Specken, Guust	NLD	Birel / TM / B'stone	26.387	20.210	20.153	1:06.750	2.094	7
24	162	Eisenbeis, Christian	DEU	Eisenbeis, Christian	DEU	CKR / TM / B'stone	26.390	20.259	20.166	1:06.815	2.159	7
25	151	CRG Holland	NLD	Rasmussen, Nikolaj	DNK	Dino / TM / B'stone	26.493	20.251	20.107	1:06.851	2.195	7
26	156	Daems Racing	BEL	Brucculeri, Adrien	BEL	Tony Kart / Vortex / B'stone	26.509	20.471	20.117	1:07.097	2.441	7
27	188	Maranello Kart	ITA	Movsesian, Serkos	ITA	Maranello / TM / B'stone	27.064	20.705	20.482	1:08.251	3.595	7

Not Classified

	217	KSW-Racing	DEU	Oswald, Rene	AUT	Tony Kart / Vortex / B'stone				No Time		
--	-----	------------	-----	---------------------	-----	------------------------------	--	--	--	----------------	--	--

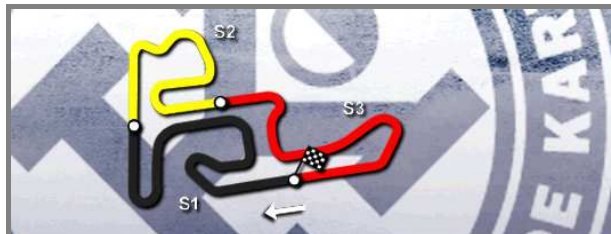
Start Time : 28/06 - 13:01:37

Best Lap : No.122 Öberg, Victor

1:04.656

75.72 Kph

Weather : Cloudy Air : 13°C Track : Wet



Genk 26 - 30.06.2013



KZ2

CIK-FIA European Championship (Rd2)



KZ2

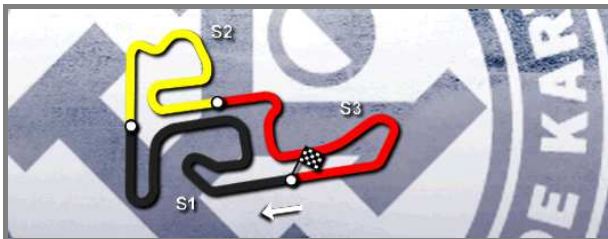
Qualifying Practice Series 1 (QPS1)

For information purposes. No official / regulatory value

Best Sectors Analysis

S1			S2			S3		
Rnk	No.	Time	Rnk	No.	Time	Rnk	No.	Time
1	122	25.468	1	122	19.660	1	213	19.382
2	205	25.636	2	130	19.681	2	205	19.392
3	168	25.697	3	207	19.730	3	122	19.416
4	207	25.737	4	213	19.743	4	207	19.425
5	213	25.765	5	184	19.753	5	192	19.481
6	133	25.776	6	205	19.803	6	104	19.499
7	192	25.797	7	133	19.804	7	168	19.547
8	104	25.870	8	168	19.834	8	184	19.563
9	184	25.936	9	104	19.849	9	133	19.598
10	130	25.941	10	132	19.869	10	130	19.654
11	143	25.963	11	192	19.915	11	136	19.676
12	132	25.992	12	143	20.040	12	143	19.741
13	136	26.012	13	166	20.068	13	132	19.786
14	216	26.111	14	131	20.074	14	216	19.804
15	124	26.133	15	216	20.081	15	215	19.834
16	148	26.164	16	153	20.086	16	128	19.854
17	166	26.216	17	128	20.088	17	152	19.895
18	153	26.222	18	136	20.102	18	166	19.927
19	162	26.231	19	215	20.202	19	131	19.971
20	152	26.245	20	138	20.210	20	151	19.972
21	131	26.258	21	148	20.212	21	148	19.982
22	215	26.329	22	151	20.218	22	138	19.989
23	156	26.331	23	152	20.221	23	153	19.991
24	138	26.364	24	124	20.236	24	124	20.082
25	128	26.462	25	162	20.259	25	156	20.117
26	151	26.493	26	156	20.389	26	162	20.166
27	188	26.746	27	188	20.468	27	188	20.356

Ideal Lap Times									
Rnk	No.	Driver	Nat	Ideal Lap	Best Lap	Diff.			
1	122	Öberg, Victor		1:04.544	1:04.656	0.112			
2	205	Paauwe, Menno		1:04.831	1:04.876	0.045			
3	213	Bray, Daniel		1:04.890	1:05.191	0.301			
4	207	Negro, Riccardo		1:04.892	1:05.074	0.182			
5	168	Szymkowiak, Jules		1:05.078	1:05.143	0.065			
6	133	Romkema, Ricardo		1:05.178	1:05.329	0.151			
7	192	Bombardelli, Luca		1:05.193	1:05.380	0.187			
8	104	Midrla, Jan		1:05.218	1:05.320	0.102			
9	184	Norris, John		1:05.252	1:05.252				
10	130	Zanchetta, Marco		1:05.276	1:05.437	0.161			
11	132	Hansen, Jonas		1:05.647	1:05.660	0.013			
12	143	Piccini, Alessio		1:05.744	1:05.853	0.109			
13	136	Bos, Jeroen		1:05.790	1:06.027	0.237			
14	216	Gagen, Seva		1:05.996	1:06.317	0.321			
15	166	Aceto, Massimo		1:06.211	1:06.344	0.133			
16	153	Steeaman, Pepijn		1:06.299	1:06.575	0.276			
17	131	Becker, Julian		1:06.303	1:06.303				
18	148	Kooijman, Finn		1:06.358	1:06.710	0.352			
19	152	Schmidt, Dominik		1:06.361	1:06.556	0.195			
20	215	Buznikov, Philipp		1:06.365	1:06.563	0.198			
21	128	Da Silva, Clement		1:06.404	1:06.538	0.134			
22	124	Tilloca, Luca		1:06.451	1:06.692	0.241			
23	138	Specken, Guust		1:06.563	1:06.750	0.187			
24	162	Eisenbeis, Christian		1:06.656	1:06.815	0.159			
25	151	Rasmussen, Nikolaj		1:06.683	1:06.851	0.168			
26	156	Brucculeri, Adrien		1:06.837	1:07.097	0.260			
27	188	Movsesian, Serkos		1:07.570	1:08.251	0.681			



KZ2

Qualifying Practice Series 1 (QPS1)

Lap Time Analysis

For information purposes. No official / regulatory value

Laps	Sector 1	Sector 2	Sector 3	Lap Time
No.104 Midrła, Jan				
1	27.969	20.696	20.331	1:08.996
2	25.923	19.909	19.773	1:05.605
3	25.870	19.849	19.601	1:05.320
4	26.088	20.262	19.637	1:05.987
5	25.996	20.007	20.649	1:06.652
6	26.107	19.889	19.499	1:05.495
7	26.027	19.954	20.076	1:06.057

Laps	Sector 1	Sector 2	Sector 3	Lap Time
No.122 Öberg, Victor				
1	28.086	20.630	20.300	1:09.016
2	26.159	20.025	20.044	1:06.228
3	25.847	19.796	19.552	1:05.195
4	25.702	19.660	19.575	1:04.937
5	25.581	19.748	19.759	1:05.088
6	25.468	19.702	19.612	1:04.782
7	25.539	19.701	19.416	1:04.656

Laps	Sector 1	Sector 2	Sector 3	Lap Time
No.124 Tilloca, Luca				
1	31.686	21.286	20.137	1:13.109
2	26.133	20.461	20.098	1:06.692
3	26.397	20.579	20.213	1:07.189
4	28.680	20.448	20.214	1:09.342
5	26.492	20.447	22.119	1:09.058
6	26.673	20.236	20.240	1:07.149
7	26.382	20.339	20.082	1:06.803

Laps	Sector 1	Sector 2	Sector 3	Lap Time
No.128 Da Silva, Clement				
1	32.180	21.925	21.505	1:15.610
2	28.201	20.943	20.166	1:09.310
3	27.027	20.364	19.854	1:07.245
4	26.602	20.263	20.055	1:06.920
5	26.535	20.088	19.915	1:06.538
6	26.462	20.326	19.961	1:06.749
7	26.510	20.262	19.960	1:06.732

Laps	Sector 1	Sector 2	Sector 3	Lap Time
No.130 Zanchetta, Marco				
1	27.956	20.238	20.120	1:08.314
2	26.254	20.407	20.109	1:06.770
3	25.941	19.891	19.758	1:05.590
4	26.110	19.847	19.730	1:05.687
5	26.083	19.681	19.967	1:05.731
6	26.084	19.749	19.694	1:05.527
7	26.009	19.774	19.654	1:05.437

Laps	Sector 1	Sector 2	Sector 3	Lap Time
No.131 Becker, Julian				
1	28.185	20.885	20.960	1:10.030
2	26.388	20.301	20.245	1:06.934
3	26.491	20.267	20.430	1:07.188
4	26.273	20.235	19.978	1:06.486

Laps	Sector 1	Sector 2	Sector 3	Lap Time
5	26.258	20.074	19.971	1:06.303
6	26.641	20.193	20.001	1:06.835
7	26.358	20.277	20.167	1:06.802

Laps	Sector 1	Sector 2	Sector 3	Lap Time
No.132 Hansen, Jonas				
1	29.652	21.217	20.262	1:11.131
2	26.444	20.297	20.148	1:06.889
3	26.022	20.231	19.909	1:06.162
4	26.028	20.183	19.786	1:05.997
5	25.992	19.869	19.799	1:05.660
6	26.065	20.093	19.902	1:06.060
7	26.273	20.351	19.973	1:06.597

Laps	Sector 1	Sector 2	Sector 3	Lap Time
No.133 Romkema, Ricardo				
1	30.512	20.937	20.200	1:11.649
2	26.161	19.995	19.836	1:05.992
3	26.048	19.902	19.598	1:05.548
4	26.028	20.162	19.848	1:06.038
5	25.899	19.994	19.678	1:05.571
6	25.865	19.804	19.660	1:05.329
7	25.776	20.001	19.602	1:05.379

Laps	Sector 1	Sector 2	Sector 3	Lap Time
No.136 Bos, Jeroen				
1	29.738	22.013	20.447	1:12.198
2	27.008	21.049	20.169	1:08.226
3	26.065	20.150	19.912	1:06.127
4	26.083	20.160	19.786	1:06.029
5	26.012	20.102	20.001	1:06.115
6	26.145	20.206	19.676	1:06.027
7	26.466	20.431	20.581	1:07.478

Laps	Sector 1	Sector 2	Sector 3	Lap Time
No.138 Specken, Guust				
1	31.281	20.588	20.272	1:12.141
2	26.521	20.584	19.989	1:07.094
3	26.613	20.293	20.152	1:07.058
4	26.364	20.311	20.102	1:06.777
5	26.564	20.274	20.061	1:06.899
6	26.387	20.210	20.153	1:06.750
7	26.370	20.240	20.224	1:06.834

Laps	Sector 1	Sector 2	Sector 3	Lap Time
No.143 Piccini, Alessio				
1	29.395	21.515	20.240	1:11.150
2	26.677	20.325	19.839	1:06.841
3	26.204	20.107	20.088	1:06.399
4	26.120	20.588	19.965	1:06.673
5	26.302	20.518	20.233	1:07.053
6	26.072	20.040	19.741	1:05.853
7	25.963	20.213	19.757	1:05.933

Laps	Sector 1	Sector 2	Sector 3	Lap Time
No.148 Kooijman, Finn				
1	27.774	21.794	20.553	1:10.121
2	29.150	20.431	21.153	1:10.734
3	26.477	20.398	20.375	1:07.250
4	26.831	20.289	20.379	1:07.499
5	26.545	20.243	19.994	1:06.782
6	26.295	20.212	20.203	1:06.710
7	26.164	20.615	19.982	1:06.761

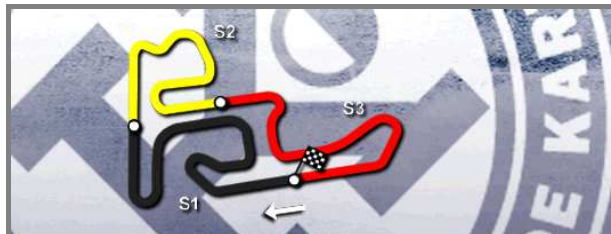
Laps	Sector 1	Sector 2	Sector 3	Lap Time
No.151 Rasmussen, Nikolaj				
1	29.237	21.373	20.469	1:11.079
2	26.753	20.457	20.308	1:07.518
3	26.496	20.450	19.972	1:06.918
4	26.613	20.602	20.181	1:07.396
5	26.582	20.218	20.095	1:06.895
6	26.493	20.251	20.107	1:06.851
7	26.813	20.248	20.223	1:07.284

Laps	Sector 1	Sector 2	Sector 3	Lap Time
No.152 Schmidt, Dominik				
1	30.663	21.031	20.298	1:11.992
2	26.449	20.221	20.136	1:06.806
3	26.245	20.278	20.237	1:06.760
4	26.379	20.918	20.539	1:07.836
5	26.374	20.380	20.088	1:06.842
6	26.370	20.390	20.102	1:06.862
7	26.348	20.313	19.895	1:06.556

Laps	Sector 1	Sector 2	Sector 3	Lap Time
No.153 Steeman, Pepijn				
1	28.310	20.675	20.317	1:09.302
2	26.553	20.360	20.333	1:07.246
3	26.306	20.811	19.991	1:07.108
4	26.330	20.239	20.006	1:06.575
5	26.350	20.217	20.096	1:06.663
6	26.222	20.325	20.347	1:06.894
7	26.260	20.086	20.845	1:07.191

Laps	Sector 1	Sector 2	Sector 3	Lap Time
No.156 Brucculeri, Adrien				
1	30.038	21.435	20.429	1:11.902
2	26.331	20.645	20.260	1:07.236
3	26.676	20.389	20.287	1:07.352
4	26.509	20.471	20.117	1:07.097
5	26.430	20.587	20.195	1:07.212
6	26.439	20.591	20.393	1:07.423
7	26.548	20.443	20.228	1:07.219

Laps	Sector 1	Sector 2	Sector 3	Lap Time
No.162 Eisenbeis, Christian				
1	29.030	21.640	21.041	1:11.711
2	27.109	21.333	20.386	1:08.828
3	26.566	20.681	20.547	1:07.794
4	26.267	20.635	20.254	1:07.156



Genk 26 - 30.06.2013



CIK-FIA European Championship (Rd2)

KZ2

Qualifying Practice Series 1 (QPS1)

Lap Time Analysis

For information purposes. No official / regulatory value

Laps	Sector 1	Sector 2	Sector 3	Lap Time
5	26.231	20.485	20.934	1:07.650
6	26.279	20.390	20.290	1:06.959
7	26.390	20.259	20.166	1:06.815

No.166 Aceto, Massimo

1	30.741	20.629	20.052	1:11.422
2	26.440	20.322	20.231	1:06.993
3	26.349	20.068	19.927	1:06.344
4	26.216	20.343	19.935	1:06.494
5	26.226	20.258	20.112	1:06.596
6	26.433	20.412	20.055	1:06.900
7	26.679	20.211	20.208	1:07.098

No.168 Szymkowiak, Jules

1	27.917	20.693	19.760	1:08.370
2	25.697	20.012	19.658	1:05.367
3	25.862	20.113	19.609	1:05.584
4	25.952	19.981	19.654	1:05.587
5	25.748	19.834	19.561	1:05.143
6	25.805	19.965	19.547	1:05.317
7	25.761	19.967	19.560	1:05.288

No.184 Norris, John

1	28.192	21.338	20.423	1:09.953
2	26.055	20.355	20.172	1:06.582
3	26.514	20.077	19.965	1:06.556
4	26.128	19.875	19.706	1:05.709
5	25.936	19.753	19.563	1:05.252
6	26.378	20.327	19.936	1:06.641
7	25.939	19.854	19.821	1:05.614

No.188 Movsesian, Serkos

1	33.793	23.243	20.417	1:17.453
2	31.675	20.870	20.356	1:12.901
3	27.053	20.700	21.019	1:08.772
4	26.746	21.125	20.743	1:08.614
5	27.429	20.468	21.033	1:08.930
6	27.064	20.705	20.482	1:08.251
7	27.066	21.236	20.515	1:08.817

No.192 Bombardelli, Luca

1	30.941	22.285	21.563	1:14.789
2	26.718	20.304	20.009	1:07.031
3	26.078	20.133	19.833	1:06.044
4	26.215	21.567	19.787	1:07.569
5	25.797	19.915	19.668	1:05.380
6	25.950	24.620	19.481	1:10.051
7	25.859	20.056	19.618	1:05.533

Laps	Sector 1	Sector 2	Sector 3	Lap Time
No.205 Paauwe, Menno				
1	28.327	20.640	20.308	1:09.275
2	25.924	20.152	19.628	1:05.704
3	25.958	19.917	19.553	1:05.428
4	25.723	20.158	19.875	1:05.756
5	25.890	19.895	19.743	1:05.528
6	25.636	19.874	19.634	1:05.144
7	25.681	19.803	19.392	1:04.876

No.207 Negro, Riccardo

1	32.523	21.942	20.036	1:14.501
2	26.533	20.187	19.589	1:06.309
3	26.027	19.961	19.502	1:05.490
4	26.349	20.568	19.813	1:06.730
5	26.161	19.800	19.535	1:05.496
6	25.737	19.875	19.462	1:05.074
7	25.946	19.730	19.425	1:05.101

No.213 Bray, Daniel

1	43.760	21.016	20.485	1:25.261
2	26.319	20.061	19.607	1:05.987
3	25.821	21.283	19.573	1:06.677
4	25.990	20.184	19.382	1:05.556
5	25.765	20.052	19.857	1:05.674
6	25.964	19.743	19.484	1:05.191
7	25.953	20.045	19.472	1:05.470

No.215 Buznikov, Philipp

1	32.122	21.735	21.185	1:15.042
2	27.726	20.566	20.400	1:08.692
3	28.104	20.644	20.173	1:08.921
4	26.466	20.526	20.076	1:07.068
5	26.399	20.287	19.877	1:06.563
6	27.154	20.202	19.998	1:07.354
7	26.329	20.434	19.834	1:06.597

No.216 Gagen, Seva

1	29.440	21.438	20.476	1:11.354
2	26.813	20.600	20.785	1:08.198
3	26.463	20.261	19.906	1:06.630
4	26.564	20.081	20.227	1:06.872
5	26.268	20.112	19.937	1:06.317
6	26.111	20.409	19.948	1:06.468
7	26.721	20.217	19.804	1:06.742



Entry & **Participants' List**





Genk 26 - 30.06.2013



KZ2

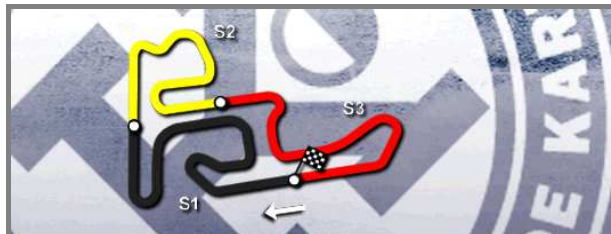
CIK-FIA European Championship (Rd2)



KZ2 List of Participants (84 Drivers)

Document 1

No.	Entrant	Nat	Driver	Nat	Equipment
166	Gold Kart Racing Team		Aceto, Massimo		Righetti / TM / B'stone
201	DR Srl		Antonsen, Emil		DR / TM / B'stone
131	KSM Racing Team		Becker, Julian		Tony Kart / Vortex / B'stone
140	BRM Racing		Bizalion, Charly		BRM / Modena Engines / B'stone
192	CKR		Bombardelli, Luca		CKR / De Bei / B'stone
136	AVG Racing		Bos, Jeroen		Birel / TM / B'stone
213	GP Racing		Bray, Daniel		GP / TM / B'stone
123	TBkart Srl		Brenna, Simone		TB Kart / Modena Engines / B'stone
156	Daems Racing		Brucculeri, Adrien		Tony Kart / Vortex / B'stone
215	77 RUS Racing Team		Buznikov, Philipp		CRG / TM / B'stone
199	Charles, Kenny		Charles, Kenny		Merlin / TM / B'stone
125	J.S. Racing		Christensen, Toke		CRG / TM / B'stone
209	Comer		Cunati, Simone		Top Kart / Parilla / B'stone
128	Da Silva, Clement		Da Silva, Clement		Birel / TM / B'stone
157	De Gaye, Brice		De Gaye, Brice		CRG / Maxter / B'stone
177	KSH Racing		Dielissen, Casper		RK / Modena Engines / B'stone
194	RP Motorsport Team		Diesel, Felix		BRM / TM / B'stone
158	Dobla B.V.		Dontje, Milan		Energy / TM / B'stone
146	CRG Racing Germany		Dresen, Andreas		CRG / TM / B'stone
162	Eisenbeis, Christian		Eisenbeis, Christian		CKR / TM / B'stone
163	Energy Corse		Faint, Jason		Energy / TM / B'stone
126	Fiault, Charles		Fiault, Charles		Sodi / Parilla / B'stone
216	Neva Ring		Gagen, Seva		Parolin / TM / B'stone
141	BRM Racing		Ghidella, Matteo		BRM / Modena Engines / B'stone
159	DR Srl		Gudmundsson, Filp		DR / TM / B'stone
202	RK Racing Team		Gyr, Kevin		RK / TM / B'stone
176	KK '1'		Habulin, Kristijan		CRG / Modena Engines / B'stone
132	Hansen, Jonas		Hansen, Jonas		Maranello / Vortex / B'stone
169	Harmuth, Nicolas		Harmuth, Nicolas		GP / Maxter / B'stone
164	Energy Corse		Hays, Christopher		Energy / TM / B'stone
181	LH Racing Team		Hiltbrand, Pedro		LH / Maxter / B'stone
211	DR Germany		Huber, Manuel		DR / TM / B'stone
161	DTK Racing Team Poland		Idzkowski, Bartosz		CRG / Maxter / B'stone
135	ADAC Sachsen		Illgen, Kevin		CRG / TM / B'stone
127	CRG Holland		Jeleniowski, Marcel		CRG / TM / B'stone
172	Joka Kart Team		Jilek, Michal		Birel / TM / B'stone
165	Energy Corse		Johansson, Joel		Energy / TM / B'stone
197	Solgat Motorsport		Kappis, Patrick		Birel / TM / B'stone
148	CRG Holland		Kooijman, Finn		CRG / TM / B'stone
137	AVG Racing		Kremers, Marijn		Birel / TM / B'stone
206	CKR		Kreutz, Patrick		CKR / De Bei / B'stone
170	Kuovi, Jan		Kuovi, Jan		Rosso Korsaa / TM / B'stone
129	Maranello Kart		Lundberg, Douglas		Maranello / TM / B'stone
144	Praga Kart Racing		Manetti, Alessandro		Praga / Parilla / B'stone
190	Marcon, Alessandro		Marcon, Nicola		Tony Kart / Vortex / B'stone
191	Marconi, Tommaso		Marconi, Tommaso		First / TM / B'stone
204	Praga Kart Racing		Maxa, Radim		Praga / Parilla / B'stone
104	Birel Motorsport		Midrla, Jan		Birel / TM / B'stone
188	Maranello Kart		Movsesian, Serkos		Maranello / TM / B'stone



Genk 26 - 30.06.2013



KZ2

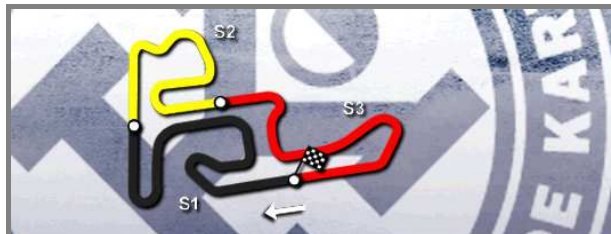
CIK-FIA European Championship (Rd2)



KZ2 List of Participants (84 Drivers)

Document 1

No.	Entrant	Nat	Driver	Nat	Equipment
109	Harmonika Müller RT		Müller, Marcel		CRG / Modena Engines / B'stone
207	DR Srl		Negro, Riccardo		DR / TM / B'stone
184	Mach 1 Motorsport		Norris, John		Mach 1 / TM / B'stone
122	PDB Racing Team		Öberg, Victor		Gillard / TM / B'stone
173	Joka Kart Team		Osmera, Jan		Birel / TM / B'stone
217	KSW-Racing		Oswald, Rene		Tony Kart / Vortex / B'stone
205	Paauperkartacing		Paauwe, Menno		Birel / TM / B'stone
149	CRG SpA		Palou, Alex		CRG / Maxter / B'stone
174	Pescador, Jorge		Pescador, Jorge		Tony Kart / Vortex / B'stone
150	CRG Holland		Pex, Yard		CRG / TM / B'stone
143	Tony Kart Racing Team		Piccini, Alessio		Tony Kart / Vortex / B'stone
193	Racing Motor DK		Poulsen, Lasse		LH / TM / B'stone
208	Solgat Motorsport		Pronenko, Danijl		Birel / TM / B'stone
182	Pescador, Luis		Prosperi, Enrico		Tony Kart / Vortex / B'stone
151	CRG Holland		Rasmussen, Nikolaj		Dino / TM / B'stone
160	DR Srl		Rismyhr, Finn Erik		DR / TM / B'stone
133	Renda Motorsport		Romkema, Ricardo		Zanardi / TM / B'stone
139	Goudant, Cédric		Roy, Maxime		Tony Kart / Vortex / B'stone
210	Comer		Savona, Federico		Top Kart / TM / B'stone
180	KSM Racing Team		Schmitz, Alexander		Tony Kart / Vortex / B'stone
152	CRG Holland		Schmidt, Dominik		CRG / TM / B'stone
138	AVG Racing		Specken, Guust		Birel / TM / B'stone
153	CRG Holland		Steeman, Pepijn		CRG / TM / B'stone
168	G-Star Raw Racing		Szymkowiak, Jules		Zanardi / TM / B'stone
108	CRG SpA		Tiene, Felice		CRG / Maxter / B'stone
124	Maranello Kart		Tilloca, Luca		Maranello / TM / B'stone
154	CRG Holland		Törnqvist, Morgen		CRG / TM / B'stone
220	CRG Holland		Törnqvist, Person Benjamin		CRG / TM / B'stone
185	Maddox		Van Moorsel, Jordi		Maddox / TM / B'stone
200	Van Meever, Jan Cornelis		Van Meever, Maks		Lenzokart / TM / B'stone
147	CRG Racing Germany		Weber, Johann Stefan		CRG / TM / B'stone
155	CRG Holland		Wiggers, Symen		CRG / TM / B'stone
130	Maranello Kart		Zanchetta, Marco		Maranello / TM / B'stone
142	BRM Racing		Zanchi, Matteo		BRM / Modena Engines / B'stone
195	RS-Motorsport		Zimmermann, Tim		ART GP / TM / B'stone



Genk 26 - 30.06.2013



KZ2



CIK-FIA European Championship (Rd2)

KZ2 Entry List (103 Drivers)

No.	Entrant	Nat	Driver	Nat	Equipment
166	Gold Kart Racing Team		Aceto, Massimo		Righetti / TM / B'stone
201	DR Srl		Antonsen, Emil		DR / TM / B'stone
212	GP Racing		Bagattino, Luca		GP / TM / B'stone
131	KSM Racing Team		Becker, Julian		Tony Kart / Vortex / B'stone
187	Maranello Kart		Bernardotto, Enrico		Maranello / TM / B'stone
140	BRM Racing		Bizalion, Charly		BRM / Modena Engines / B'stone
145	CRG Racing Germany		Bock, Maik		CRG / TM / B'stone
192	CKR		Bombardelli, Luca		CKR / De Bei / B'stone
136	AVG Racing		Bos, Jeroen		Birel / TM / B'stone
213	GP Racing		Bray, Daniel		GP / TM / B'stone
123	TBkart Srl		Brenna, Simone		TB Kart / Modena Engines / B'stone
156	Daems Racing		Brucculeri, Adrien		Tony Kart / Vortex / B'stone
215	77 RUS Racing Team		Buznikov, Philipp		CRG / TM / B'stone
199	Charles, Kenny		Charles, Kenny		Merlin / TM / B'stone
125	J.S. Racing		Christensen, Toke		CRG / TM / B'stone
167	G-Star Raw Racing		Cox, Niels		Zanardi / TM / B'stone
209	Comer		Cunati, Simone		Top Kart / Parilla / B'stone
128	Da Silva, Clement		Da Silva, Clement		Birel / TM / B'stone
157	De Gaye, Brice		De Gaye, Brice		CRG / Maxter / B'stone
177	KSH Racing		Dielissen, Casper		RK / Modena Engines / B'stone
194	RP Motorsport Team		Diesel, Felix		BRM / TM / B'stone
214	GP Racing		Di Pietro, Andrea		GP / TM / B'stone
158	Dobla B.V.		Dontje, Milan		Energy / TM / B'stone
179	Lenzokart		Dragan, Tomi		Lenzokart / LKE / B'stone
146	CRG Racing Germany		Dresen, Andreas		CRG / TM / B'stone
198	SRT		Efrosinin, Georgii		Sodi / TM / B'stone
162	Eisenbeis, Christian		Eisenbeis, Christian		CKR / TM / B'stone
121	Ercoli, Franco		Ercoli, Gianmarco		Tony Kart / Vortex / B'stone
163	Energy Corse		Faint, Jason		Energy / TM / B'stone
126	Fiault, Charles		Fiault, Charles		Sodi / Parilla / B'stone
216	Neva Ring		Gagen, Seva		Parolin / TM / B'stone
141	BRM Racing		Ghidella, Matteo		BRM / Modena Engines / B'stone
183	Mach 1 Motorsport		Greif, Toni		Mach 1 / TM / B'stone
159	DR Srl		Gudmundsson, Filp		DR / TM / B'stone
202	RK Racing Team		Gyr, Kevin		RK / TM / B'stone
176	KK '1'		Habulin, Kristijan		CRG / Modena Engines / B'stone
189	Maranello Kart		Hansen, Andreas Sebastian		Maranello / TM / B'stone
132	Hansen, Jonas		Hansen, Jonas		Maranello / Vortex / B'stone
169	Harmuth, Nicolas		Harmuth, Nicolas		GP / Maxter / B'stone
164	Energy Corse		Hays, Christopher		Energy / TM / B'stone
181	LH Racing Team		Hiltbrand, Pedro		LH / Maxter / B'stone
186	Maranello Kart		Hold, Christoph		Maranello / TM / B'stone
211	DR Germany		Huber, Manuel		DR / TM / B'stone
161	DTK Racing Team Poland		Idzkowski, Bartosz		CRG / Maxter / B'stone
135	ADAC Sachsen		Illgen, Kevin		CRG / TM / B'stone
127	CRG Holland		Jeleniowski, Marcel		CRG / TM / B'stone
172	Joka Kart Team		Jilek, Michal		Birel / TM / B'stone
165	Energy Corse		Johansson, Joel		Energy / TM / B'stone
197	Solgat Motorsport		Kappis, Patrick		Birel / TM / B'stone



Genk 26 - 30.06.2013



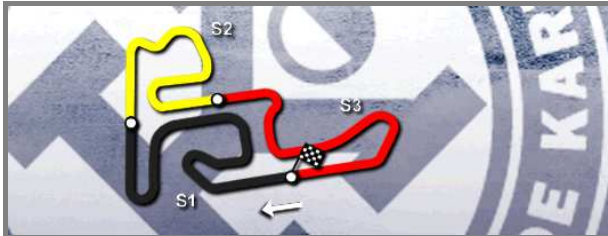
KZ2

CIK-FIA European Championship (Rd2)



KZ2 Entry List (103 Drivers)

No.	Entrant	Nat	Driver	Nat	Equipment
148	CRG Holland		Kooijman, Finn		CRG / TM / B'stone
137	AVG Racing		Kremers, Marijn		Birel / TM / B'stone
206	CKR		Kreutz, Patrick		CKR / De Bei / B'stone
170	Kuovi, Jan		Kuovi, Jan		Rosso Korsa / TM / B'stone
171	Jesolo Race		Kurakin, Vladislav		Jesolo / TM / B'stone
129	Maranello Kart		Lundberg, Douglas		Maranello / TM / B'stone
144	Praga Kart Racing		Manetti, Alessandro		Praga / Parilla / B'stone
190	Marcon, Alessandro		Marcon, Nicola		Tony Kart / Vortex / B'stone
191	Marconi, Tommaso		Marconi, Tommaso		First / TM / B'stone
204	Praga Kart Racing		Maxa, Radim		Praga / Parilla / B'stone
104	Birel Motorsport		Midrla, Jan		Birel / TM / B'stone
188	Maranello Kart		Movsesian, Serkos		Maranello / TM / B'stone
109	Harmonika Müller RT		Müller, Marcel		CRG / Modena Engines / B'stone
207	DR Srl		Negro, Riccardo		DR / TM / B'stone
184	Mach 1 Motorsport		Norris, John		Mach 1 / TM / B'stone
122	PDB Racing Team		Öberg, Victor		Gillard / TM / B'stone
173	Joka Kart Team		Osmera, Jan		Birel / TM / B'stone
217	KSW-Racing		Oswald, Rene		Tony Kart / Vortex / B'stone
205	Paauwerkartracing		Paauwe, Menno		Birel / TM / B'stone
149	CRG SpA		Palou, Alex		CRG / Maxter / B'stone
112	Birel Motorsport		Pastacaldi, Marco		Birel / TM / B'stone
174	Pescador, Jorge		Pescador, Jorge		Tony Kart / Vortex / B'stone
150	CRG Holland		Pex, Yard		CRG / TM / B'stone
143	Tony Kart Racing Team		Piccini, Alessio		Tony Kart / Vortex / B'stone
218	KSW-Racing		Pieruszek, Kevin		Tony Kart / Vortex / B'stone
193	Racing Motor DK		Poulsen, Lasse		LH / TM / B'stone
208	Solgat Motorsport		Pronenko, Danijl		Birel / TM / B'stone
182	Pescador, Luis		Prosperi, Enrico		Tony Kart / Vortex / B'stone
151	CRG Holland		Rasmussen, Nikolaj		Dino / TM / B'stone
175	Kart CZ V ACCR		Reitmeier, Tomas		Rosso Korsa / TM / B'stone
160	DR Srl		Rismyhr, Finn Erik		DR / TM / B'stone
133	Renda Motorsport		Romkema, Ricardo		Zanardi / TM / B'stone
139	Goudant, Cédric		Roy, Maxime		Tony Kart / Vortex / B'stone
203	Santoni, François		Santoni, François		Energy / TM / B'stone
196	Saunders, Jonathan		Saunders, Jonathan		CRG / TM / B'stone
210	Comer		Savona, Federico		Top Kart / TM / B'stone
180	KSM Racing Team		Schmitz, Alexander		Tony Kart / Vortex / B'stone
152	CRG Holland		Schmidt, Dominik		CRG / TM / B'stone
138	AVG Racing		Specken, Guust		Birel / TM / B'stone
153	CRG Holland		Steeman, Pepijn		CRG / TM / B'stone
168	G-Star Raw Racing		Szymkowiak, Jules		Zanardi / TM / B'stone
108	CRG SpA		Tiene, Felice		CRG / Maxter / B'stone
124	Maranello Kart		Tilloca, Luca		Maranello / TM / B'stone
154	CRG Holland		Törnqvist, Morgen		CRG / TM / B'stone
220	CRG Holland		Törnqvist, Person Benjamin		CRG / TM / B'stone
185	Maddox		Van Moorsel, Jordi		Maddox / TM / B'stone
200	Van Meever, Jan Cornelis		Van Meever, Maks		Lenzokart / TM / B'stone
134	Van Der Burgt, Ryan		Van Der Burgt, Ryan		Tony Kart / Vortex / B'stone
178	KSH Racing		Van Galen, Stefano		RK / Modena Engines / B'stone



Genk 26 - 30.06.2013



KZ2

CIK-FIA European Championship (Rd2)



KZ2 Entry List (103 Drivers)

No.	Entrant	Nat	Driver	Nat	Equipment
147	CRG Racing Germany		Weber, Johann Stefan		CRG / TM / B'stone
155	CRG Holland		Wiggers, Symen		CRG / TM / B'stone
130	Maranello Kart		Zanchetta, Marco		Maranello / TM / B'stone
142	BRM Racing		Zanchi, Matteo		BRM / Modena Engines / B'stone
195	RS-Motorsport		Zimmermann, Tim		ART GP / TM / B'stone