



RESULTS BOOKLET



KF-Junior

Final Results

For information purposes. No official / regulatory value

Rnk	No.	Driver	Nat	Entrant	Nat	Equipment	ESP	ITA	Points
1	142	Norris, Lando		Ricky Flynn Motorsport		FA Kart / Vortex / LeCont	25	0	25
2	109	Ticktum, Daniel		Ricky Flynn Motorsport		FA Kart / Vortex / LeCont	-	25	25
3	122	Van Leeuwen, Martijn		Keijzer Racing		Zanardi / TM / LeCont	16	9	25
4	157	Shwartzman, Robert		Forza Racing		Tony Kart / TM / LeCont	11	10	21
5	117	Raspatelli, Matteo		Baby Race Srl		Tony Kart / Parilla / LeCont	20	0	20
6	146	Pulcini, Leonardo		Morsicani Racing		Tony Kart / Vortex / LeCont	0	20	20
7	138	Ahmed, Enaam		Ricky Flynn Motorsport		FA Kart / Vortex / LeCont	3	16	19
8	106	Daruvala, Jehan		Ricky Flynn Motorsport		FA Kart / Vortex / LeCont	5	13	18
9	102	Sitnikov, Nikita		Team Komarov		Tony Kart / BMB / LeCont	4	11	15
10	126	Thompson, Parker		Energy Corse		Energy / TM / LeCont	13	-	13
11	176	Rauci, Giuliano		Gandolfi Ennio Racing		Energy / TM / LeCont	6	7	13
12	114	Elpitiya, Bryan		Energy Corse		Energy / TM / LeCont	10	0	10
13	167	Sette Camara, Sergio		ART Grand Prix Srl		ART GP / TM / LeCont	9	0	9
14	131	Sargeant, Logan		Ward Racing		Tony Kart / Vortex / LeCont	0	8	8
15	182	Azedo Sousa, Yohan		YKart Competition Team		Zanardi / BMB / LeCont	8	0	8
16	162	Lorandi, Leonardo		Baby Race Srl		Tony Kart / Parilla / LeCont	7	0	7
17	171	Floersch, Sophia		Ward Racing		Tony Kart / Vortex / LeCont	0	6	6
18	179	Chaimongkol, Sasakorn		Millennium Motorsport		Kosmic / TM / LeCont	2	4	6
19	124	Bollier, Jules		Bollier, Romain		Kosmic / Parilla / LeCont	-	5	5
20	111	Aubry, Gabriel		Birel Motorsport		Birel / TM / LeCont	0	3	3
21	103	Kari, Niko		Ricky Flynn Motorsport		FA Kart / Vortex / LeCont	0	2	2
22	123	Defourny, Max		Defourny, Didier		Kosmic / TM / LeCont	-	1	1
22	112	Lessennes, Benjamin		Kosmic Racing Dept		Kosmic / Vortex / LeCont	1	-	1
24	108	Dionisios, Marcu		CRG SpA		CRG / BMB / LeCont	0	0	0
25	164	Garcia Lopez, Marta		AV Racers Intnal		Zanardi / BMB / LeCont	-	0	0
26	129	Vartanyan, Alexander		Ward Racing		Tony Kart / Vortex / LeCont	0	0	0
27	125	Betsch, Mick		Tony Kart Racing Team		Tony Kart / Vortex / LeCont	0	0	0
28	107	Bale, Thomas Michael		Ricky Flynn Motorsport		FA Kart / Vortex / LeCont	0	-	0
29	128	Lundqvist, Linus		Ward Racing		Tony Kart / Vortex / LeCont	0	0	0
30	158	Travisanutto, Lorenzo		Travisanutto, Fabrizio		Tony Kart / Vortex / LeCont	-	0	0
30	149	Lehouck, Arthur		Lehouck, Vincent		Lenzokart / TM / LeCont	0	-	0
32	130	Korpivaara, Ilmari		Ward Racing		Tony Kart / Vortex / LeCont	0	-	0
32	105	Florescu, Petru		Morsicani Racing		Tony Kart / Vortex / LeCont	-	0	0
34	145	Mosca, Tommaso		Mosca, Diego		Tony Kart / BMB / LeCont	0	-	0
35	178	Fittje, Jannes		Keijzer Racing		Zanardi / TM / LeCont	0	-	0
35	133	Haapalainen, Tuomas		ART Grand Prix Srl		ART GP / TM / LeCont	-	0	0
37	101	Lorandi, Alessio		Baby Race Srl		Tony Kart / Parilla / LeCont	E	0	0
38	116	Mazepin, Nikita		Tony Kart Racing Team		Tony Kart / Vortex / LeCont	0	-	0
39	173	Baiz, Mauricio		Birel Motorsport		Birel / TM / LeCont	0	0	0
40	134	Peltola, Olli		ART Grand Prix Srl		ART GP / TM / LeCont	-	0	0
41	183	Opmeer, Jarno		Maddox		Maddox / TM / LeCont	0	-	0
42	115	Hagenaes, Johan Nicolai		Mach 1 Motorsport		Mach 1 / TM / LeCont	-	0	0
43	170	Krencisz, Jan		Amo Racing Team		Tony Kart / Vortex / LeCont	-	E	0
43	136	Beckmann, David		Zanardi		Zanardi / BMB / LeCont	E	-	0

New classification after the decision of the National Court of Appeal on the appeal lodged by the Entrant of Driver #136



Alcaniz 12 - 16.06.2013

 **KF Junior**

CIK-FIA European Championship (Rd1)

FIA
CIK-KARTING
EUROPEAN
CHAMPIONSHIP

Final **Phase**



KF-Junior

Final Results

Document 62.3 OFFICIAL

Subject to scrutineering & sporting investigations

Rnk	No.	Driver	Nat	Entrant	Nat	Equipment	Laps	Gap	Interv.	Best Lap	Penalty
1	142	Norris, Lando		Ricky Flynn Motorsport		FA Kart / Vortex / LeCont	15			1:01.114	
2	117	Raspatelli, Matteo		Baby Race Srl		Tony Kart / Parilla / LeCont	15	0.044	0.044	1:01.166	
3	122	Van Leeuwen, Martijn		Keijzer Racing		Zanardi / TM / LeCont	15	0.115	0.071	1:01.066	
4	126	Thompson, Parker		Energy Corse		Energy / TM / LeCont	15	0.571	0.456	1:01.075	
5	157	Shwartzman, Robert		Forza Racing		Tony Kart / TM / LeCont	15	2.010	1.439	1:01.167	
6	114	Elpitiya, Bryan		Energy Corse		Energy / TM / LeCont	15	2.187	0.177	1:00.895	
7	167	Sette Camara, Sergio		ART Grand Prix Srl		ART GP / TM / LeCont	15	2.377	0.190	1:00.905	
8	182	Azedo Sousa, Yohan		YKart Competition Team		Zanardi / BMB / LeCont	15	2.776	0.399	1:00.975	
9	162	Lorandi, Leonardo		Baby Race Srl		Tony Kart / Parilla / LeCont	15	7.319	4.543	1:01.131	
10	176	Raucci, Giuliano		Gandolfi Ennio Racing		Energy / TM / LeCont	15	7.794	0.475	1:01.055	
11	106	Daruvala, Jehan		Ricky Flynn Motorsport		FA Kart / Vortex / LeCont	15	7.969	0.175	1:01.093	
12	102	Sitnikov, Nikita		Team Komarov		Tony Kart / BMB / LeCont	15	8.254	0.285	1:01.169	
13	138	Ahmed, Enaam		Ricky Flynn Motorsport		FA Kart / Vortex / LeCont	15	8.660	0.406	1:01.260	
14	179	Chaimongkol, Sasakorn		Millennium Motorsport		Kosmic / TM / LeCont	15	9.487	0.827	1:01.167	+10.000
15	112	Lessennes, Benjamin		Kosmic Racing Dept		Kosmic / Vortex / LeCont	15	9.848	0.361	1:01.428	
16	108	Dionisios, Marcu		CRG SpA		CRG / BMB / LeCont	15	10.337	0.489	1:01.373	
17	171	Floersch, Sophia		Ward Racing		Tony Kart / Vortex / LeCont	15	10.947	0.610	1:01.411	
18	129	Vartanyan, Alexander		Ward Racing		Tony Kart / Vortex / LeCont	15	11.075	0.128	1:00.976	
19	107	Bale, Thomas Michael		Ricky Flynn Motorsport		FA Kart / Vortex / LeCont	15	11.237	0.162	1:00.885	
20	131	Sargeant, Logan		Ward Racing		Tony Kart / Vortex / LeCont	15	11.579	0.342	1:01.268	
21	149	Lehouck, Arthur		Lehouck, Vincent		Lenzokart / TM / LeCont	15	11.765	0.186	1:01.436	
22	130	Korpivaara, Ilmari		Ward Racing		Tony Kart / Vortex / LeCont	15	11.934	0.169	1:01.254	
23	145	Mosca, Tommaso		Mosca, Diego		Tony Kart / BMB / LeCont	15	12.587	0.653	1:01.247	
24	111	Aubry, Gabriel		Birel Motorsport		Birel / TM / LeCont	15	13.591	1.004	1:01.168	
25	128	Lundqvist, Linus		Ward Racing		Tony Kart / Vortex / LeCont	15	16.427	2.836	1:01.587	
26	178	Fittje, Jannes		Keijzer Racing		Zanardi / TM / LeCont	15	19.110	2.683	1:01.623	
27	103	Kari, Niko		Ricky Flynn Motorsport		FA Kart / Vortex / LeCont	15	28.259	9.149	1:01.105	
28	116	Mazepin, Nikita		Tony Kart Racing Team		Tony Kart / Vortex / LeCont	15	43.134	14.875	1:01.044	
29	125	Betsch, Mick		Tony Kart Racing Team		Tony Kart / Vortex / LeCont	13	2 Laps	2 Laps	1:01.619	
30	173	Baiz, Mauricio		Birel Motorsport		Birel / TM / LeCont	8	7 Laps	5 Laps	1:01.695	
31	146	Pulcini, Leonardo		Morsicani Racing		Tony Kart / Vortex / LeCont	2	13 Laps	6 Laps	1:04.517	
32	183	Opmeer, Jarno		Maddox		Maddox / TM / LeCont	0	15 Laps	2 Laps		

No.179 Chaimongkol, Sasakorn : 10 sec time penalty for bad manoeuvre (art 2.24 CIK General Prescriptions). According to Stewards' Decision No.43.

Not Classified

	101	Lorandi, Alessio		Baby Race Srl		Tony Kart / Parilla / LeCont		Excluded		1:01.012	
	136	Beckmann, David		Zanardi		Zanardi / BMB / LeCont		Excluded		1:01.136	

No.101 Lorandi, Alessio : Excluded for weight. Art 12 and 2.4.2 CIK Technical Regulations. According to Stewards' Decision No.39.

No.136 Beckmann, David : New classification after the decision of the National Court of Appeal on the appeal lodged by the Entrant of Driver #136

Leaders : No.179 Chaimongkol, Sasakorn (1-15)

Start Time : 16/06 - 14:10:13

Best Lap : No.107 Bale, Thomas Michael 1:00.885 100.51 Kph

Weather : Sunny Air : 31°C Track : Dry

Event Record : No.103 Kari, Niko 1:00.326 101.44 Kph

DOCUMENT N° 43

**DÉCISION DES COMMISSAIRES SPORTIFS
STEWARDS' DECISION**

PÉNALITÉ INFLIGÉE AU CONCURRENT (NOM) : **Millennium Motorsport**
 PENALTY INFLICTED UPON THE ENTRANT (NAME):

NATIONALITÉ / NATIONALITY: **GBR**

N°: **179** PILOTE : **Chaimongkol, Sasakorn**
 No.: DRIVER :

Concerne la partie de l'Épreuve : **KF-Junior - Final**
 Concerns the part of the event:

ÉNONCÉ / STATEMENT:

10 sec time penalty in the above session concerned

MOTIF / REASON:

The driver concerned was involved in an incident. The driver forced out of the racing line the kart 142 and by this manoeuvre he overtook kart 142 (reported by the judge of fact). Having considered the report of the judge of fact, having considered the video sequence and after hearing the entrant concerned, the panel of stewards feels that this fact contravenes art 2.24 CIK General Prescriptions. The panel of stewards takes its decision in accordance with art 153 FIA International Sporting Code.

Décision annoncée
Decision announced

Date / Date: **16/06/2013**

Heure / Time: **16:45**

Nom / Name

Signature

Président du Collège / *Chairman of the Panel:*

Jaakko MARKULA (FIN) :

Membres du Collège / *Members of the Panel:*

Philippe DECAUD (FRA) :

Fidel GARCIA (ESP) :

NOTIFICATION AU CONCURRENT CONCERNÉ / NOTIFICATION TO THE RELEVANT ENTRANT

Je soussigné :
I undersigned: Nom personnel / *personal name*

Représentant du Concurrent : **Millennium Motorsport**
Representing the Entrant: Nom du Concurrent / *Entrant's name*

Certifie avoir reçu notification du document N° **43** des Commissaires Sportifs de l'Épreuve.
Certify that I have been notified of document No. **43** *by the Stewards of the Meeting.*

Date : Heure / Time: Signature :

DOCUMENT N° 39

**DÉCISION DES COMMISSAIRES SPORTIFS
STEWARDS' DECISION**

PÉNALITÉ INFLIGÉE AU CONCURRENT (NOM) : **Baby Race Srl**
 PENALTY INFLICTED UPON THE ENTRANT (NAME):

NATIONALITÉ / NATIONALITY: **ITA**

N°: **101**
 No.:

PILOTE : **Lorandi, Alessio**
 DRIVER :

Concerne la partie de l'Épreuve : **KF-Junior - Final**
 Concerns the part of the event:

ÉNONCÉ / STATEMENT:

Exclusion from Final KFJ

MOTIF / REASON:

After the session concerned, the kart was checked under the weight (reported by Scrutineer/Technical Delegate). Having considered the report from Technical Delegate and after hearing the Entrant concerned, the Stewards assess this fact contravenes art 12 and 2.4.2 CIK Technical Regulations. The Stewards decided in application of regulations for CIK Weighing Procedure - part f) and art 153 & 154 FIA International Sporting Code.

Décision annoncée
 Decision announced

Date / Date: **16/06/2013**

Heure / Time: **15:00**

Nom / Name

Signature

Président du Collège / Chairman of the Panel:

Jaakko MARKULA (FIN) :

Membres du Collège / Members of the Panel:

Philippe DECAUD (FRA) :

Fidel GARCIA (ESP) :

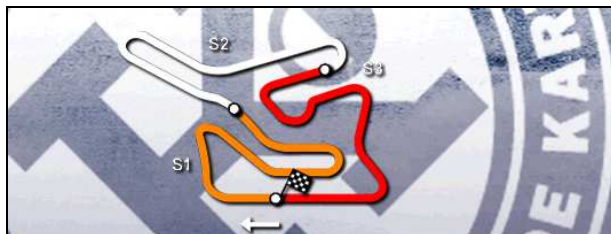
NOTIFICATION AU CONCURRENT CONCERNÉ / NOTIFICATION TO THE RELEVANT ENTRANT

Je soussigné :
 I undersigned: Nom personnel / personal name

Représentant du Concurrent : **Baby Race Srl**
 Representing the Entrant: Nom du Concurrent / Entrant's name

Certifie avoir reçu notification du document N° **39** des Commissaires Sportifs de l'Épreuve.
 Certify that I have been notified of document No. by the Stewards of the Meeting.

Date : Heure / Time: Signature :

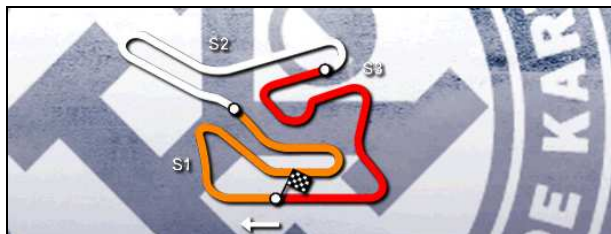


KF-Junior

Final Lap Chart

For information purposes. No official / regulatory value

	1	2	3	4	5	6	7	8	9	10	11	12	13	14	15	16	17	18	19	20	21	22	23	24	25	26	27	28	29	30	31	32	33	34
Grid	179	117	122	157	142	126	136	167	101	129	111	114	103	102	112	116	107	183	171	182	138	131	106	108	125	178	162	145	146	128	149	130	173	176
Start	179	122	117	142	157	136	126	101	167	111	129	103	114	112	102	107	116	131	182	108	171	138	106	178	125	162	145	128	130	176	146	149	173	183
Lap 1 Interval		1.3	0.1	0.2	0.2	0.3	0.1	0.4	0.1	0.3	0.1	0.0	0.6	0.1	0.3	0.0	0.3	0.2	0.1	0.0	0.0	0.1	0.4	0.1	0.2	0.0	0.1	0.3	0.5	2.0	0.9	0.9	0.2	
Lap 2	179	117	122	142	157	103	107	136	114	126	182	167	101	116	108	162	138	112	106	171	125	145	130	102	149	176	131	129	128	146	178	111	173	
		0.8	0.2	0.2	0.2	0.1	0.1	1.2	0.2	0.1	0.6	0.1	0.6	0.2	1.1	0.1	0.0	0.0	0.3	0.1	0.2	0.3	0.1	0.3	0.9	0.4	1.0	0.5	0.6	0.7	0.5	2.0	13.2	
Lap 3	179	117	122	142	103	107	157	136	126	114	182	167	101	116	108	162	138	112	106	171	125	102	145	130	149	176	131	129	128	178	111	173		
		0.7	0.2	0.2	0.5	0.2	0.1	0.7	0.3	0.1	0.6	0.2	0.1	0.4	1.5	0.5	0.2	0.2	0.1	0.2	0.0	0.2	0.1	0.1	0.7	0.1	1.3	0.3	0.8	2.0	1.4	13.5		
Lap 4	179	117	122	142	103	107	157	136	126	114	182	101	116	167	108	162	138	106	112	171	102	125	130	176	149	145	131	129	128	178	111	173		
		0.7	0.2	0.2	0.4	0.2	0.3	0.7	0.1	0.2	0.7	0.2	0.5	0.2	1.4	0.3	0.2	0.2	0.3	0.4	0.1	0.5	0.5	0.1	0.2	1.0	0.1	0.1	0.9	2.4	0.6	13.9		
Lap 5	179	117	142	122	103	107	157	126	114	136	101	182	116	167	162	108	138	106	112	102	171	125	176	149	130	131	145	129	128	111	178	173		
		0.7	0.4	0.1	0.1	0.2	0.4	0.9	0.1	0.3	0.2	0.4	0.4	0.2	1.7	0.2	0.2	0.1	0.5	0.3	0.2	0.3	0.3	0.2	0.3	0.9	0.2	0.0	1.2	2.7	0.2	13.9		
Lap 6	179	117	142	122	157	126	114	101	136	182	116	167	108	162	106	138	102	112	171	176	125	149	130	131	129	145	128	107	111	178	173	103		
		0.6	0.4	0.9	0.5	0.6	0.2	0.3	0.1	0.4	0.3	0.2	2.2	0.2	0.4	0.2	0.2	0.2	0.3	0.3	0.3	0.2	0.3	0.7	0.5	0.5	1.2	0.4	1.5	0.4	14.9	0.3		
Lap 7	179	117	142	122	157	126	114	101	136	182	116	167	108	162	106	138	102	112	176	171	125	149	130	131	129	145	107	128	111	178	103	173		
		0.5	0.2	0.9	0.6	0.3	0.2	0.3	0.2	0.2	0.3	0.2	2.5	0.1	0.3	0.2	0.1	0.4	0.2	0.4	0.5	0.2	0.2	0.5	0.2	0.8	1.2	0.3	1.4	0.7	14.9	0.2		
Lap 8	179	117	142	122	157	126	114	101	136	182	116	167	108	162	106	102	138	112	176	171	149	125	130	131	129	145	107	128	111	178	103	173		
		0.4	0.2	1.1	0.6	0.2	0.2	0.4	0.3	0.2	0.2	0.2	2.8	0.1	0.2	0.3	0.3	0.2	0.1	0.8	0.6	0.1	0.1	0.2	0.2	1.1	0.7	1.0	1.0	1.1	14.3	0.8		
Lap 9	179	142	117	122	126	157	114	101	136	182	116	167	108	162	106	102	138	176	112	171	149	130	131	129	125	145	107	128	111	178	103			
		0.5	0.2	1.1	0.6	0.3	0.1	0.4	0.3	0.6	0.1	0.1	2.9	0.3	0.1	0.3	0.1	0.1	0.6	0.4	0.5	0.2	0.3	0.2	0.4	0.5	0.3	1.7	0.5	1.6	13.6			
Lap 10	179	142	117	122	126	157	114	101	136	182	167	116	108	162	106	102	176	138	112	171	149	130	129	131	125	145	107	111	128	178	103			
		0.4	0.3	1.1	0.6	0.4	0.1	0.3	0.3	0.6	0.3	0.3	2.8	0.1	0.2	0.2	0.7	0.2	0.2	0.3	0.4	0.2	0.1	0.3	0.7	0.1	0.1	2.3	0.2	2.1	12.5			
Lap 11	179	142	117	122	126	157	101	114	136	182	167	116	162	102	106	176	138	112	171	108	149	131	130	129	107	145	125	111	128	178	103			
		0.3	0.2	1.1	0.5	0.4	0.1	0.1	0.4	0.7	0.2	0.5	3.5	0.2	0.1	0.2	0.4	0.5	0.3	0.2	0.1	0.8	0.4	0.0	0.2	0.2	1.9	0.6	2.2	12.0				
Lap 12	179	142	117	122	126	101	157	136	114	182	167	116	162	106	176	102	138	112	171	108	149	131	129	107	130	145	125	111	128	178	103			
		0.1	0.3	1.1	0.6	0.6	0.3	0.2	0.3	0.3	0.1	0.6	3.5	0.4	0.3	0.1	0.2	0.7	0.3	0.1	0.2	0.7	0.3	0.2	0.4	0.1	0.3	1.5	1.0	2.5	11.3			
Lap 13	179	142	117	122	126	101	157	136	114	182	167	116	162	106	176	102	138	112	171	108	149	129	131	107	130	145	125	111	128	178	103			
		0.2	0.3	0.9	0.6	0.8	0.3	0.2	0.1	0.3	0.2	0.6	3.6	0.4	0.2	0.3	0.4	0.7	0.3	0.1	0.4	0.5	0.5	0.1	0.4	0.3	0.6	0.7	1.6	2.6	10.4			
Lap 14	179	142	117	122	126	101	157	114	167	182	136	116	162	106	176	102	138	112	108	171	149	129	107	131	130	145	111	128	178	103				
		0.2	0.5	0.6	0.7	0.7	0.6	0.4	0.1	0.2	0.2	0.1	3.8	0.2	0.1	0.3	0.5	0.9	0.5	0.2	0.1	0.0	0.4	0.3	0.4	0.3	1.3	2.2	2.5	9.8				
Lap 15	179	142	117	122	126	101	157	114	167	182	162	176	106	102	138	112	108	171	129	107	131	149	130	145	111	136	128	178	103	116				
		0.5	0.0	0.0	0.4	0.8	0.6	0.1	0.1	0.3	4.5	0.4	0.1	0.2	0.4	1.1	0.4	0.6	0.1	0.1	0.3	0.1	0.1	0.6	1.0	2.5	0.2	2.6	9.1	14.8				



KF-Junior

Final

Lap Time Analysis

For information purposes. No official / regulatory value

Laps	Sector 1	Sector 2	Sector 3	Lap Time	Laps	Sector 1	Sector 2	Sector 3	Lap Time	Laps	Sector 1	Sector 2	Sector 3	Lap Time
No.101 Lorandi, Alessio					No.106 Daruvala, Jehan					No.111 Aubry, Gabriel				
1	24.780	22.351	20.950	1:08.081	1	24.635	22.600	21.335	1:08.570	1	23.165	22.234	20.368	1:05.767
2	21.194	21.212	20.030	1:02.436	2	21.663	21.385	20.220	1:03.268	2	21.293	33.592	20.167	1:15.052
3	20.980	20.543	20.107	1:01.630	3	21.205	21.287	20.291	1:02.783	3	21.143	20.705	20.253	1:02.101
4	21.144	20.518	19.893	1:01.555	4	21.013	20.586	19.940	1:01.539	4	21.125	20.540	20.004	1:01.669
5	20.831	20.461	19.908	1:01.200	5	20.997	20.610	19.969	1:01.576	5	21.012	20.519	19.976	1:01.507
6	20.853	20.550	19.934	1:01.337	6	21.179	20.747	19.934	1:01.860	6	21.044	20.541	19.971	1:01.556
7	20.854	20.467	19.903	1:01.224	7	20.930	20.585	19.904	1:01.419	7	21.007	20.416	19.885	1:01.308
8	20.952	20.460	19.852	1:01.264	8	20.876	20.566	19.917	1:01.359	8	20.879	20.463	19.929	1:01.271
9	20.826	20.625	19.883	1:01.334	9	20.988	20.666	20.121	1:01.775	9	21.001	20.426	19.902	1:01.329
10	20.880	20.413	19.922	1:01.215	10	21.041	20.602	19.849	1:01.492	10	21.011	20.444	19.885	1:01.340
11	20.798	20.345	19.869	1:01.012	11	20.993	21.075	19.939	1:02.007	11	21.041	20.448	19.912	1:01.401
12	20.897	20.518	19.842	1:01.257	12	20.862	20.541	19.886	1:01.289	12	20.923	20.433	19.890	1:01.246
13	20.921	20.484	19.804	1:01.209	13	20.844	20.455	19.794	1:01.093	13	20.949	20.361	19.858	1:01.168
14	20.844	20.445	19.792	1:01.081	14	20.860	20.523	19.822	1:01.205	14	20.953	20.422	19.860	1:01.235
15	20.850	20.517	19.855	1:01.222	15	20.908	20.778	20.010	1:01.696	15	20.953	20.391	19.904	1:01.248
No.102 Sitnikov, Nikita					No.107 Bale, Thomas Michael					No.112 Lessennes, Benjamin				
1	24.725	22.941	22.868	1:10.534	1	23.367	21.344	20.349	1:05.060	1	24.611	22.428	21.347	1:08.386
2	21.578	21.469	20.040	1:03.087	2	21.174	20.696	20.169	1:02.039	2	21.562	21.677	20.336	1:03.575
3	21.032	20.744	20.241	1:02.017	3	21.182	20.784	20.278	1:02.244	3	21.351	21.404	20.186	1:02.941
4	21.340	20.566	19.910	1:01.816	4	21.003	20.598	20.004	1:01.605	4	21.279	20.683	20.106	1:02.068
5	21.056	20.572	19.943	1:01.571	5	20.882	20.534	20.006	1:01.422	5	21.052	20.638	20.084	1:01.774
6	20.986	20.506	19.984	1:01.476	6	20.943	20.726	31.792	1:13.461	6	21.091	20.889	20.081	1:02.061
7	20.883	20.509	19.929	1:01.321	7	20.854	20.389	19.871	1:01.114	7	21.067	20.507	19.966	1:01.540
8	20.975	20.520	19.860	1:01.355	8	20.802	20.455	19.718	1:00.975	8	20.921	20.493	20.014	1:01.423
9	20.936	20.538	20.227	1:01.701	9	20.825	20.495	19.807	1:01.127	9	21.422	20.671	20.025	1:02.118
10	20.977	20.565	19.869	1:01.411	10	20.906	20.483	19.913	1:01.302	10	21.189	20.612	19.964	1:01.765
11	21.177	20.590	19.852	1:01.619	11	20.954	20.474	19.938	1:01.366	11	21.107	20.691	19.929	1:01.727
12	20.908	21.034	19.926	1:01.868	12	20.928	20.420	19.837	1:01.185	12	20.969	20.574	19.927	1:01.470
13	21.016	20.372	19.873	1:01.261	13	20.851	20.425	20.149	1:01.425	13	21.012	20.525	19.892	1:01.429
14	20.818	20.446	19.905	1:01.169	14	20.848	20.277	19.760	1:00.885	14	21.004	20.558	19.921	1:01.483
15	21.007	20.573	19.858	1:01.438	15	20.831	20.563	20.000	1:01.394	15	21.091	20.487	19.947	1:01.525
No.103 Kari, Niko					No.108 Dionisios, Marcu					No.114 Elpitiya, Bryan				
1	23.231	21.526	20.275	1:05.032	1	24.837	21.953	21.335	1:08.125	1	23.711	21.770	20.796	1:06.277
2	21.166	20.695	20.217	1:02.078	2	21.537	21.324	20.393	1:03.254	2	21.158	20.850	20.429	1:02.437
3	21.233	20.786	20.165	1:02.184	3	21.097	20.878	20.180	1:02.155	3	21.189	20.871	20.089	1:02.149
4	20.980	20.650	19.960	1:01.590	4	21.131	20.786	20.004	1:01.921	4	21.124	20.595	19.919	1:01.638
5	20.868	20.564	20.007	1:01.439	5	21.034	20.800	20.159	1:01.993	5	20.946	20.557	20.105	1:01.608
6	20.876	20.805	49.298	1:30.979	6	21.042	20.624	19.930	1:01.596	6	21.026	20.634	19.950	1:01.610
7	20.956	20.476	19.785	1:01.217	7	20.944	20.654	20.001	1:01.599	7	20.981	20.343	19.845	1:01.169
8	20.800	20.516	19.811	1:01.127	8	21.054	20.517	19.940	1:01.511	8	20.862	20.451	19.911	1:01.224
9	20.790	20.508	19.822	1:01.120	9	20.953	20.720	19.939	1:01.612	9	20.870	20.530	19.953	1:01.353
10	20.830	20.506	19.772	1:01.108	10	20.970	20.633	19.956	1:01.559					
11	20.893	20.543	19.899	1:01.335	11	21.768	22.450	20.056	1:04.274					
12	20.833	20.571	19.742	1:01.146										
13	20.802	20.537	19.766	1:01.105										



Alcaniz 12 - 16.06.2013



KF Junior

CIK-FIA European Championship (Rd1)



KF-Junior

Final

Lap Time Analysis

For information purposes. No official / regulatory value

Laps	Sector 1	Sector 2	Sector 3	Lap Time	Laps	Sector 1	Sector 2	Sector 3	Lap Time	Laps	Sector 1	Sector 2	Sector 3	Lap Time
10	21.016	20.395	19.911	1:01.322	8	20.959	20.509	19.807	1:01.275	8	21.017	20.657	20.022	1:01.696
11	21.179	20.479	19.795	1:01.453	9	21.010	20.566	19.815	1:01.391	9	21.050	20.790	19.998	1:01.838
12	21.117	21.031	19.906	1:02.054	10	21.043	20.516	19.766	1:01.325	10	21.125	20.865	20.137	1:02.127
13	20.810	20.259	19.864	1:00.933	11	20.997	20.491	19.767	1:01.255	11	21.125	20.670	19.994	1:01.789
14	21.237	20.494	19.828	1:01.559	12	20.909	20.443	19.781	1:01.133	12	20.990	20.661	19.936	1:01.587
15	20.833	20.241	19.821	1:00.895	13	20.936	20.364	19.766	1:01.066	13	21.105	20.766	19.968	1:01.839
No.116 Mazepin, Nikita					No.125 Betsch, Mick					No.129 Vartanyan, Alexander				
1	23.810	21.930	21.531	1:07.271	1	24.756	22.301	21.647	1:08.704	1	33.480	20.929	20.205	1:14.614
2	21.523	21.545	20.076	1:03.144	2	21.824	21.192	20.250	1:03.266	2	21.445	20.767	19.961	1:02.173
3	21.132	20.733	19.900	1:01.765	3	21.234	21.091	20.419	1:02.744	3	21.029	20.617	20.229	1:01.875
4	21.051	20.645	20.026	1:01.722	4	21.664	20.830	20.072	1:02.566	4	21.025	20.671	20.141	1:01.837
5	20.945	20.612	19.884	1:01.441	5	21.046	20.692	19.975	1:01.713	5	20.996	20.617	20.005	1:01.618
6	20.961	20.562	19.888	1:01.411	6	21.142	20.889	20.034	1:02.065	6	21.326	20.505	19.893	1:01.724
7	20.912	20.467	19.903	1:01.282	7	21.058	20.787	19.940	1:01.785	7	20.918	20.457	19.840	1:01.215
8	20.897	20.422	19.849	1:01.168	8	21.060	20.851	20.052	1:01.963	8	20.882	20.395	19.910	1:01.187
9	20.968	20.425	20.251	1:01.644	9	21.768	20.881	20.016	1:02.665	9	21.219	20.549	19.868	1:01.636
10	21.243	20.640	19.889	1:01.772	10	21.200	20.687	19.932	1:01.819	10	20.967	20.347	19.849	1:01.163
11	20.961	20.513	19.891	1:01.365	11	21.181	21.031	19.973	1:02.185	11	21.076	21.255	20.349	1:02.680
12	20.927	20.490	19.786	1:01.203	12	21.065	20.619	19.935	1:01.619	12	21.012	20.282	19.834	1:01.128
13	20.891	20.387	19.766	1:01.044	13	21.209	20.744	19.994	1:01.947	13	20.858	20.293	19.825	1:00.976
14	20.925	20.362	19.929	1:01.216	No.126 Thompson, Parker					14	20.894	20.359	19.891	1:01.144
15	58.926	21.530	20.505	1:40.961	1	24.553	21.487	20.504	1:06.544	15	21.105	20.593	19.983	1:01.681
No.117 Raspatelli, Matteo					2	21.248	21.003	20.291	1:02.542	No.130 Korpivaara, Ilmari				
1	22.933	21.191	20.257	1:04.381	3	21.129	20.674	20.005	1:01.808	1	26.340	21.117	20.945	1:08.402
2	21.243	20.777	20.205	1:02.225	4	20.991	20.622	19.963	1:01.576	2	21.920	21.472	20.168	1:03.560
3	21.230	20.719	20.074	1:02.023	5	21.040	20.611	20.003	1:01.654	3	21.227	21.234	20.238	1:02.699
4	21.049	20.664	19.990	1:01.703	6	21.000	20.640	19.922	1:01.562	4	21.678	20.861	20.052	1:02.591
5	21.049	20.589	19.948	1:01.586	7	20.931	20.435	19.837	1:01.203	5	21.047	21.091	20.063	1:02.201
6	20.961	20.503	19.950	1:01.414	8	20.872	20.506	19.778	1:01.156	6	21.034	20.631	19.999	1:01.664
7	20.997	20.460	20.001	1:01.458	9	20.854	20.423	19.841	1:01.118	7	21.005	20.606	20.051	1:01.662
8	20.915	20.346	19.917	1:01.178	10	20.994	20.508	19.805	1:01.307	8	20.963	20.596	20.008	1:01.567
9	20.898	20.701	20.011	1:01.610	11	20.929	20.515	19.764	1:01.208	9	21.096	20.553	19.892	1:01.541
10	20.953	20.412	19.962	1:01.327	12	20.926	20.526	19.762	1:01.214	10	21.063	20.558	19.931	1:01.552
11	20.858	20.427	19.881	1:01.166	13	20.882	20.405	19.788	1:01.075	11	21.359	21.048	20.339	1:02.746
12	20.827	20.401	19.964	1:01.192	14	20.915	20.447	19.778	1:01.140	12	20.987	20.913	20.012	1:01.912
13	20.887	20.331	20.004	1:01.222	15	20.875	20.456	19.841	1:01.172	13	21.032	20.528	19.851	1:01.411
14	20.930	20.483	19.977	1:01.390	No.128 Lundqvist, Linus					14	20.974	20.498	19.782	1:01.254
15	20.891	20.835	20.304	1:02.030	1	31.954	21.272	20.416	1:13.642	15	20.915	20.439	19.944	1:01.298
No.122 Van Leeuwen, Martijn					2	21.414	20.885	20.250	1:02.549	No.131 Sargeant, Logan				
1	22.769	21.595	20.222	1:04.586	3	21.148	20.795	20.094	1:02.037	1	23.489	21.594	20.415	1:05.498
2	21.315	20.851	20.108	1:02.274	4	21.196	20.754	20.045	1:01.995	2	21.270	28.860	20.191	1:10.321
3	21.271	20.677	20.074	1:02.022	5	21.048	20.747	20.072	1:01.867	3	21.245	20.817	20.043	1:02.105
4	21.122	20.593	19.974	1:01.689	6	21.124	20.756	20.395	1:02.275	4	21.179	20.744	20.162	1:02.085
5	21.053	20.869	20.065	1:01.987	7	21.068	20.789	20.013	1:01.870	5	20.892	20.562	19.961	1:01.415
6	21.133	20.906	20.111	1:02.150										
7	21.060	20.453	19.836	1:01.349										



KF-Junior

Final

Lap Time Analysis

For information purposes. No official / regulatory value

Laps	Sector 1	Sector 2	Sector 3	Lap Time
13	20.908	20.392	19.736	1:01.036
14	20.868	20.344	19.916	1:01.128
15	20.922	20.265	19.718	1:00.905

No.171 Floersch, Sophia

Laps	Sector 1	Sector 2	Sector 3	Lap Time
1	26.134	21.363	21.296	1:08.793
2	21.841	21.244	20.186	1:03.271
3	21.217	21.240	20.452	1:02.909
4	21.224	20.692	20.089	1:02.005
5	20.999	20.822	20.140	1:01.961
6	21.078	20.567	20.151	1:01.796
7	21.019	20.791	20.096	1:01.906
8	21.001	20.659	20.023	1:01.683
9	21.012	20.556	20.050	1:01.618
10	21.107	20.572	20.024	1:01.703
11	21.082	20.592	19.968	1:01.642
12	20.949	20.550	20.015	1:01.514
13	20.972	20.438	20.001	1:01.411
14	21.147	20.828	19.983	1:01.958
15	21.221	20.617	19.971	1:01.809

No.173 Baiz, Mauricio

Laps	Sector 1	Sector 2	Sector 3	Lap Time
1	23.713	21.505	21.298	1:06.516
2	43.411	21.709	20.206	1:25.326
3	21.147	21.075	20.090	1:02.312
4	21.187	20.816	20.076	1:02.079
5	21.080	20.750	19.983	1:01.813
6	20.995	20.794	20.923	1:02.712
7	20.982	20.875	19.998	1:01.855
8	20.977	20.772	19.946	1:01.695

No.176 Raucci, Giuliano

Laps	Sector 1	Sector 2	Sector 3	Lap Time
1	29.837	21.026	20.382	1:11.245
2	21.465	20.927	20.018	1:02.410
3	21.092	20.646	20.085	1:01.823
4	21.076	20.741	20.082	1:01.899
5	20.976	20.471	19.934	1:01.381
6	20.906	20.510	19.936	1:01.352
7	20.853	20.432	19.857	1:01.142
8	20.828	20.476	19.956	1:01.260
9	21.124	20.398	19.860	1:01.382
10	21.336	20.577	19.933	1:01.846
11	20.887	20.511	19.845	1:01.243
12	20.920	20.505	19.931	1:01.356
13	20.926	20.343	19.786	1:01.055
14	20.881	20.396	19.825	1:01.102
15	20.978	20.437	19.941	1:01.356

Laps	Sector 1	Sector 2	Sector 3	Lap Time
13	20.908	20.392	19.736	1:01.036
14	20.868	20.344	19.916	1:01.128
15	20.922	20.265	19.718	1:00.905

No.178 Fittje, Jannes

Laps	Sector 1	Sector 2	Sector 3	Lap Time
1	24.440	22.025	21.324	1:07.789
2	27.779	22.266	20.244	1:10.289
3	21.657	20.927	20.177	1:02.761
4	21.242	20.956	20.248	1:02.446
5	21.200	21.075	20.126	1:02.401
6	21.034	20.660	20.004	1:01.698
7	21.033	20.596	19.994	1:01.623
8	21.010	20.613	20.083	1:01.706
9	21.105	20.674	20.036	1:01.815
10	21.220	20.909	20.028	1:02.157
11	21.124	20.744	19.973	1:01.841
12	21.079	20.781	20.020	1:01.880
13	21.096	20.794	20.115	1:02.005
14	21.048	20.653	20.027	1:01.728
15	21.087	20.751	20.063	1:01.901

No.179 Chaimongkol, Sasakorn

Laps	Sector 1	Sector 2	Sector 3	Lap Time
1	22.112	20.797	20.249	1:03.158
2	21.550	20.885	20.304	1:02.739
3	21.243	20.847	19.994	1:02.084
4	21.071	20.692	19.936	1:01.699
5	21.034	20.613	19.945	1:01.592
6	21.008	20.592	19.935	1:01.535
7	20.939	20.565	19.994	1:01.498
8	20.924	20.504	19.897	1:01.325
9	20.886	20.517	19.854	1:01.257
10	20.956	20.558	19.858	1:01.372
11	20.950	20.496	19.840	1:01.286
12	20.935	20.495	19.883	1:01.313
13	20.891	20.433	19.843	1:01.167
14	20.898	20.429	19.855	1:01.182
15	20.968	21.264	20.011	1:02.243

No.182 Azedo Sousa, Yohan

Laps	Sector 1	Sector 2	Sector 3	Lap Time
1	24.411	21.327	21.006	1:06.744
2	21.164	20.769	20.454	1:02.387
3	21.157	20.763	20.075	1:01.995
4	21.038	20.688	20.014	1:01.740
5	20.946	20.750	20.192	1:01.888
6	20.983	20.514	20.019	1:01.516
7	20.832	20.427	19.945	1:01.204
8	20.963	20.433	19.921	1:01.317
9	21.026	20.685	19.987	1:01.698
10	20.870	20.543	19.849	1:01.262
11	20.953	20.509	19.848	1:01.310
12	20.825	20.508	19.830	1:01.163
13	20.715	20.364	19.896	1:00.975



KF-Junior

Final

Starting Grid

Document 61

Subject to scrutineering & sporting investigations

173	Baiz, Mauricio Birel / TM / LeCont		17	176	Raucci, Giuliano Energy / TM / LeCont	
149	Lehouck, Arthur Lenzokart / TM / LeCont		16	130	Korpivaara, Ilmari Tony Kart / Vortex / LeCont	
146	Pulcini, Leonardo Tony Kart / Vortex / LeCont		15	128	Lundqvist, Linus Tony Kart / Vortex / LeCont	
162	Lorandi, Leonardo Tony Kart / Parilla / LeCont		14	145	Mosca, Tommaso Tony Kart / BMB / LeCont	
125	Betsch, Mick Tony Kart / Vortex / LeCont		13	178	Fittje, Jannes Zanardi / TM / LeCont	
106	Daruvala, Jehan FA Kart / Vortex / LeCont		12	108	Dionisios, Marcu CRG / BMB / LeCont	
138	Ahmed, Enaam FA Kart / Vortex / LeCont		11	131	Sargeant, Logan Tony Kart / Vortex / LeCont	
171	Floersch, Sophia Tony Kart / Vortex / LeCont		10	182	Azedo Sousa, Yohan Zanardi / BMB / LeCont	
107	Bale, Thomas Michael FA Kart / Vortex / LeCont		9	183	Opmeer, Jarno Maddox / TM / LeCont	
112	Lessennes, Benjamin Kosmic / Vortex / LeCont		8	116	Mazepin, Nikita Tony Kart / Vortex / LeCont	
103	Kari, Niko FA Kart / Vortex / LeCont		7	102	Sitnikov, Nikita Tony Kart / BMB / LeCont	
111	Aubry, Gabriel Birel / TM / LeCont		6	114	Elpitiya, Bryan Energy / TM / LeCont	
101	Lorandi, Alessio Tony Kart / Parilla / LeCont		5	129	Vartanyan, Alexander Tony Kart / Vortex / LeCont	
136	Beckmann, David Zanardi / BMB / LeCont		4	167	Sette Camara, Sergio ART GP / TM / LeCont	
142	Norris, Lando FA Kart / Vortex / LeCont		3	126	Thompson, Parker Energy / TM / LeCont	
122	Van Leeuwen, Martijn Zanardi / TM / LeCont		2	157	Shwartzman, Robert Tony Kart / TM / LeCont	
179	Chaimongkol, Sasakorn Kosmic / TM / LeCont		1	117	Raspatelli, Matteo Tony Kart / Parilla / LeCont	

POLE POSITION



Start : 16/06 - 14:15 15 Laps = 25.500 Km



KF-Junior

PreFinal

 Results

Document 60.1

Subject to scrutineering & sporting investigations

Rnk	No.	Driver	Nat	Entrant	Nat	Equipment	PF1	PF2
1	179	Chaimongkol, Sasakorn		Millennium Motorsport		Kosmic / TM / LeCont	1	-
2	117	Raspatelli, Matteo		Baby Race Srl		Tony Kart / Parilla / LeCont	-	1
3	122	Van Leeuwen, Martijn		Keijzer Racing		Zanardi / TM / LeCont	2	-
4	157	Shwartzman, Robert		Forza Racing		Tony Kart / TM / LeCont	-	2
5	142	Norris, Lando		Ricky Flynn Motorsport		FA Kart / Vortex / LeCont	3	-
6	126	Thompson, Parker		Energy Corse		Energy / TM / LeCont	-	3
7	101	Lorandi, Alessio		Baby Race Srl		Tony Kart / Parilla / LeCont	4	-
8	167	Sette Camara, Sergio		ART Grand Prix Srl		ART GP / TM / LeCont	-	4
9	111	Aubry, Gabriel		Birel Motorsport		Birel / TM / LeCont	5	-
10	129	Vartanyan, Alexander		Ward Racing		Tony Kart / Vortex / LeCont	-	5
11	103	Kari, Niko		Ricky Flynn Motorsport		FA Kart / Vortex / LeCont	6	-
12	114	Elpitiya, Bryan		Energy Corse		Energy / TM / LeCont	-	6
13	112	Lessennes, Benjamin		Kosmic Racing Dept		Kosmic / Vortex / LeCont	7	-
14	102	Sitnikov, Nikita		Team Komarov		Tony Kart / BMB / LeCont	-	7
15	107	Bale, Thomas Michael		Ricky Flynn Motorsport		FA Kart / Vortex / LeCont	8	-
16	116	Mazepin, Nikita		Tony Kart Racing Team		Tony Kart / Vortex / LeCont	-	8
17	171	Floersch, Sophia		Ward Racing		Tony Kart / Vortex / LeCont	9	-
18	183	Opmeer, Jarno		Maddox		Maddox / TM / LeCont	-	9
19	138	Ahmed, Enaam		Ricky Flynn Motorsport		FA Kart / Vortex / LeCont	10	-
20	182	Azedo Sousa, Yohan		YKart Competition Team		Zanardi / BMB / LeCont	-	10
21	106	Daruvala, Jehan		Ricky Flynn Motorsport		FA Kart / Vortex / LeCont	11	-
22	131	Sargeant, Logan		Ward Racing		Tony Kart / Vortex / LeCont	-	11
23	125	Betsch, Mick		Tony Kart Racing Team		Tony Kart / Vortex / LeCont	12	-
24	108	Dionisios, Marcu		CRG SpA		CRG / BMB / LeCont	-	12
25	162	Lorandi, Leonardo		Baby Race Srl		Tony Kart / Parilla / LeCont	13	-
26	178	Fittje, Jannes		Keijzer Racing		Zanardi / TM / LeCont	-	13
27	146	Pulcini, Leonardo		Morsicani Racing		Tony Kart / Vortex / LeCont	14	-
28	145	Mosca, Tommaso		Mosca, Diego		Tony Kart / BMB / LeCont	-	14
29	149	Lehouck, Arthur		Lehouck, Vincent		Lenzokart / TM / LeCont	15	-
30	128	Lundqvist, Linus		Ward Racing		Tony Kart / Vortex / LeCont	-	15
31	173	Baiz, Mauricio		Birel Motorsport		Birel / TM / LeCont	16	-
32	130	Korpivaara, Ilmari		Ward Racing		Tony Kart / Vortex / LeCont	-	16
33	155	Munoz Fernandez, Adrian		Bermudez, Jose Luis		Tony Kart / Vortex / LeCont	17	-
34	176	Raucci, Giuliano		Gandolfi Ennio Racing		Energy / TM / LeCont	-	17

Not qualified

35	163	Machado Carrillo, Alexandre		AV Racers Intnal		Zanardi / BMB / LeCont	18	-
36	115	Hagenaes, Johan Nicolai		Mach 1 Motorsport		Mach 1 / TM / LeCont	-	18
37	151	Daim, Bin Hishammudin		Kosmic Racing Dept		Kosmic / Vortex / LeCont	19	-
38	158	Travisanutto, Lorenzo		Travisanutto, Fabrizio		Tony Kart / Vortex / LeCont	-	19
39	110	Bonduel, Amaury		Bonduel Racing		ART GP / TM / LeCont	20	-
40	181	Puhakka, Juuso		Kohtala Sports		Kosmic / Vortex / LeCont	-	20
41	136	Beckmann, David		Zanardi		Zanardi / BMB / LeCont	21	-
42	177	Russo, Guillermo		Genikart		FA Kart / Vortex / LeCont	-	21
43	160	Pull, James		Chiesa Corse		Zanardi / BMB / LeCont	22	-
44	144	Alex, -		Osella Engineering Srl		DR / BMB / LeCont	-	22
45	121	Valtonen, Isac		Energy Corse		Energy / TM / LeCont	23	-
46	172	Gordeev, Alexander		Ward Racing		Tony Kart / Vortex / LeCont	-	23



KF-Junior

PreFinal

 Results

Document 60.1

Subject to scrutineering & sporting investigations

Rnk	No.	Driver	Nat	Entrant	Nat	Equipment	PF1	PF2
47	134	Peltola, Olli		ART Grand Prix Srl		ART GP / TM / LeCont	24	-
48	123	Defourny, Max		Defourny, Didier		Kosmic / TM / LeCont	-	24
49	148	Lundgaard, Daniel		Lundgaard, Henrik		Zanardi / Vortex / LeCont	25	-
50	168	Borrelli, Diego		ART Grand Prix Srl		ART GP / TM / LeCont	-	25
51	147	Pasma, Patrik		MGM Racing		Birel / Parilla / LeCont	26	-
52	169	Masztalerz, Jakub		Amo Racing Team		Tony Kart / Vortex / LeCont	-	26
53	156	Dallamano, Stefano		Cancelli, Franck		Kosmic / Parilla / LeCont	27	-
54	164	Garcia Lopez, Marta		AV Racers Intnal		Zanardi / BMB / LeCont	-	27
55	127	Tarasov, Mikhail		Ward Racing		Tony Kart / Vortex / LeCont	28	-
56	180	Johansson, Antti		Kohtala Sports		Kosmic / Vortex / LeCont	-	28
57	105	Florescu, Petru		Morsicani Racing		Tony Kart / Vortex / LeCont	29	-
58	175	Martynyuk, Maxim		Energy Germany		Energy / TM / LeCont	-	29
59	154	Milell, Noah		JP Racing		Exprit / Vortex / LeCont	30	-
60	159	Leuillet, Tom		Leuillet, Francis		Birel / TM / LeCont	-	30
61	119	Marino, Sato		Praga Kart Racing		Praga / Parilla / LeCont	31	-
62	104	Atoev, Vladimir		Team Komarov		Tony Kart / BMB / LeCont	-	31
63	161	Defrancesco, Devlin		Chiesa Corse		Zanardi / BMB / LeCont	32	-
64	109	Ticktum, Daniel		Ricky Flynn Motorsport		FA Kart / Vortex / LeCont	-	32
65	124	Bollier, Jules		Bollier, Romain		Kosmic / Parilla / LeCont	33	-
66	140	Fewtrell, Max		Ricky Flynn Motorsport		FA Kart / Vortex / LeCont	-	33
67	133	Haapalainen, Tuomas		ART Grand Prix Srl		ART GP / TM / LeCont	34	-
68	150	Squaranti, Federico		Kosmic Racing Dept		Kosmic / Vortex / LeCont	-	34

For information :

Prefinal 1 Time : 9:13.059

Prefinal 2 Time : 9:14.597

New classification after the decision of the National Court of Appeal on the appeal lodged by the Entrant of Driver #136



KF-Junior

PreFinal 2 (PF2)

Document 59.1 OFFICIAL

Results

Subject to scrutineering & sporting investigations

Rnk	No.	Driver	Nat	Entrant	Nat	Equipment	Laps	Time	Gap	Interv.	Best Lap	Points
1	117	Raspatelli, Matteo	BEL	Baby Race Srl	ITA	Tony Kart / Parilla / LeCont	9	9:14.597			1:01.085	1
2	157	Shwartzman, Robert	RUS	Forza Racing	GBR	Tony Kart / TM / LeCont	9	9:15.557	0.960	0.960	1:00.800	2
3	126	Thompson, Parker	CAN	Energy Corse	ITA	Energy / TM / LeCont	9	9:15.843	1.246	0.286	1:00.801	3
4	167	Sette Camara, Sergio	BRA	ART Grand Prix Srl	ITA	ART GP / TM / LeCont	9	9:16.079	1.482	0.236	1:00.872	4
5	129	Vartanyan, Alexander	RUS	Ward Racing	SWE	Tony Kart / Vortex / LeCont	9	9:16.792	2.195	0.713	1:00.679	5
6	114	Elpitiya, Bryan	ITA	Energy Corse	ITA	Energy / TM / LeCont	9	9:17.423	2.826	0.631	1:00.555	6
7	102	Sitnikov, Nikita	RUS	Team Komarov	RUS	Tony Kart / BMB / LeCont	9	9:18.154	3.557	0.731	1:00.617	7
8	116	Mazepin, Nikita	RUS	Tony Kart Racing Team	ITA	Tony Kart / Vortex / LeCont	9	9:18.674	4.077	0.520	1:00.709	8
9	183	Opmeer, Jarno	NLD	Maddox	NLD	Maddox / TM / LeCont	9	9:18.809	4.212	0.135	1:00.770	9
10	182	Azedo Sousa, Yohan	PRT	YKart Competition Team	PRT	Zanardi / BMB / LeCont	9	9:19.935	5.338	1.126	1:00.783	10
11	131	Sargeant, Logan	USA	Ward Racing	SWE	Tony Kart / Vortex / LeCont	9	9:20.154	5.557	0.219	1:00.853	11
12	108	Dionisios, Marcu	ROU	CRG SpA	ITA	CRG / BMB / LeCont	9	9:21.076	6.479	0.922	1:00.891	12
13	178	Fittje, Jannes	DEU	Keijzer Racing	NLD	Zanardi / TM / LeCont	9	9:23.049	8.452	1.973	1:01.039	13
14	145	Mosca, Tommaso	ITA	Mosca, Diego	ITA	Tony Kart / BMB / LeCont	9	9:23.543	8.946	0.494	1:00.968	14
15	128	Lundqvist, Linus	SWE	Ward Racing	SWE	Tony Kart / Vortex / LeCont	9	9:23.796	9.199	0.253	1:01.302	15
16	130	Korpivaara, Ilmari	FIN	Ward Racing	SWE	Tony Kart / Vortex / LeCont	9	9:24.070	9.473	0.274	1:00.952	16
17	176	Raucci, Giuliano	BRA	Gandolfi Ennio Racing	ITA	Energy / TM / LeCont	9	9:24.806	10.209	0.736	1:00.968	17
18	115	Hagenaes, Johan Nicolai	NOR	Mach 1 Motorsport	DEU	Mach 1 / TM / LeCont	9	9:25.624	11.027	0.818	1:01.220	18
19	158	Travisanutto, Lorenzo	ITA	Travisanutto, Fabrizio	ITA	Tony Kart / Vortex / LeCont	9	9:25.741	11.144	0.117	1:00.974	19
20	181	Puhakka, Juuso	FIN	Kohtala Sports	FIN	Kosmic / Vortex / LeCont	9	9:25.962	11.365	0.221	1:01.223	20
21	177	Russo, Guillermo	ESP	Genikart	ESP	FA Kart / Vortex / LeCont	9	9:26.895	12.298	0.933	1:01.270	21
22	144	Alex, -	ITA	Osella Engineering Srl	ITA	DR / BMB / LeCont	9	9:27.720	13.123	0.825	1:01.224	22
23	172	Gordeev, Alexander	RUS	Ward Racing	SWE	Tony Kart / Vortex / LeCont	9	9:27.939	13.342	0.219	1:01.737	23
24	123	Defourny, Max	LUX	Defourny, Didier	LUX	Kosmic / TM / LeCont	9	9:28.723	14.126	0.784	1:01.342	24
25	168	Borrelli, Diego	VEN	ART Grand Prix Srl	ITA	ART GP / TM / LeCont	9	9:28.971	14.374	0.248	1:01.820	25
26	169	Masztalerz, Jakub	POL	Amo Racing Team	POL	Tony Kart / Vortex / LeCont	9	9:29.176	14.579	0.205	1:01.506	26
27	164	Garcia Lopez, Marta	ESP	AV Racers Intnal	ESP	Zanardi / BMB / LeCont	9	9:29.345	14.748	0.169	1:01.344	27
28	180	Johansson, Antti	FIN	Kohtala Sports	FIN	Kosmic / Vortex / LeCont	9	9:31.512	16.915	2.167	1:01.464	28
29	175	Martynyuk, Maxim	RUS	Energy Germany	DEU	Energy / TM / LeCont	9	9:31.652	17.055	0.140	1:01.150	29
30	159	Leuillet, Tom	ERA	Leuillet, Francis	ERA	Birel / TM / LeCont	9	9:49.435	34.838	17.783	1:01.596	30
31	104	Atoev, Vladimir	RUS	Team Komarov	RUS	Tony Kart / BMB / LeCont	6	6:13.564	3 Laps	3 Laps	1:01.182	31
32	109	Ticktum, Daniel	GBR	Ricky Flynn Motorsport	GBR	FA Kart / Vortex / LeCont	6	6:13.710	3 Laps	0.146	1:00.780	32
33	140	Fewtrell, Max	GBR	Ricky Flynn Motorsport	GBR	FA Kart / Vortex / LeCont	6	6:17.660	3 Laps	3.950	1:00.849	33
34	150	Squaranti, Federico	ITA	Kosmic Racing Dept	ITA	Kosmic / Vortex / LeCont	5	5:18.985	4 Laps	1 Lap	1:01.463	34

Leaders : No.117 Raspatelli, Matteo (1-9)

Start Time : 16/06 - 11:25:53

Best Lap : No.114 Elpitiya, Bryan

1:00.555 101.06 Kph

Weather : Sunny Air : 25°C Track : Dry

Event Record : No.103 Kari, Niko

1:00.326 101.44 Kph

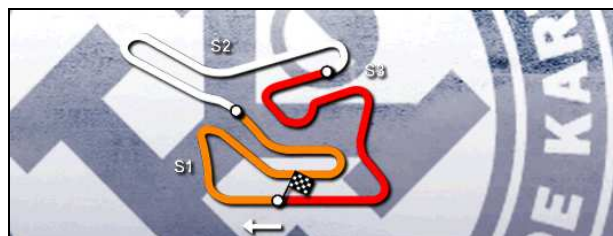
KF-Junior

PreFinal 2 (PF2)

Lap Chart

For information purposes. No official / regulatory value

	1	2	3	4	5	6	7	8	9	10	11	12	13	14	15	16	17	18	19	20	21	22	23	24	25	26	27	28	29	30	31	32	33	34
Grid	117	116	123	114	104	126	167	158	157	129	109	140	144	183	182	102	131	176	115	178	128	145	181	108	177	159	172	180	175	130	168	150	169	164
Start	117	123	116	114	104	126	167	158	157	129	140	109	144	183	182	131	102	176	115	178	128	181	177	172	145	108	159	175	180	168	130	169	150	164
Lap 1	117	116	123	104	126	167	114	157	158	140	129	109	131	176	182	183	102	128	178	181	145	108	172	177	175	115	159	180	168	150	169	130	144	164
Interval		0.5	0.2	0.6	0.2	0.1	0.1	0.1	0.3	0.1	0.1	0.1	0.3	0.4	0.1	0.2	0.1	0.2	0.0	0.1	0.1	0.2	0.1	0.2	0.2	0.2	0.2	0.2	0.3	0.1	0.1	0.1	0.0	0.2
Lap 2	117	116	104	126	123	157	167	114	140	109	129	158	131	176	182	102	128	183	178	181	145	108	172	177	115	175	180	159	168	144	150	169	130	164
Interval		1.2	0.0	0.2	0.0	0.1	0.0	0.4	0.1	0.1	0.3	0.1	0.1	0.0	0.2	0.9	0.4	0.0	0.1	0.3	0.0	0.2	0.0	0.1	0.1	0.1	0.5	0.3	0.0	0.2	0.1	0.3	0.3	0.2
Lap 3	117	157	167	104	126	123	109	129	114	176	140	131	116	102	158	183	182	128	178	108	145	115	172	181	175	177	168	150	159	130	169	180	144	164
Interval		2.3	0.1	0.1	0.3	0.4	0.0	0.2	0.2	0.2	0.3	0.1	0.1	0.0	0.4	0.1	0.2	0.0	0.4	0.4	0.2	0.0	0.2	0.1	0.1	0.2	0.4	0.2	0.1	0.6	0.3	1.2	0.2	0.5
Lap 4	117	157	104	167	126	109	129	123	114	176	140	131	102	116	183	128	182	178	108	158	145	181	175	115	177	150	172	159	168	130	169	144	164	180
Interval		2.1	0.2	0.1	0.1	0.5	0.3	0.2	0.0	0.1	0.1	0.3	0.2	0.2	0.3	0.3	0.1	0.1	0.2	0.3	0.2	0.8	0.2	0.2	0.2	0.2	0.0	0.0	0.1	0.8	1.0	0.9	0.8	0.8
Lap 5	117	157	167	104	126	109	129	114	102	116	183	131	128	182	108	140	178	158	145	176	181	175	115	177	150	159	130	172	168	169	144	123	164	180
Interval		1.8	0.2	0.1	0.1	0.2	0.4	0.5	1.0	0.1	0.2	0.3	0.4	0.1	0.4	0.2	0.3	0.1	0.2	0.0	0.2	0.2	0.3	0.2	0.2	0.1	0.2	0.2	0.1	0.9	0.4	1.3	0.0	0.5
Lap 6	117	157	167	126	104	109	129	114	102	116	183	131	182	128	108	140	178	158	176	145	181	175	115	130	177	168	172	169	144	123	164	180	159	
Interval		1.5	0.2	0.3	0.1	0.1	0.2	0.4	1.0	0.2	0.2	0.5	0.5	0.2	0.1	0.1	0.5	0.2	0.1	0.2	0.2	0.2	0.4	1.2	0.5	0.1	0.0	0.5	0.1	1.5	0.2	0.4	19.6	
Lap 7	117	157	167	126	129	114	116	102	183	131	182	108	178	128	176	158	145	130	181	115	168	177	172	144	169	123	164	180	175	159				
Interval		1.4	0.2	0.1	1.1	0.7	0.4	0.1	0.2	0.5	0.2	1.2	0.8	0.1	0.3	0.3	0.1	1.0	0.5	0.1	0.5	0.1	0.1	0.3	0.4	1.1	0.3	1.5	1.8	16.7				
Lap 8	117	157	126	167	129	114	116	102	183	131	182	108	178	128	176	158	145	130	181	115	177	168	144	172	169	123	164	180	175	159				
Interval		1.2	0.2	0.1	0.9	0.7	0.4	0.2	0.2	0.6	0.2	1.5	1.1	0.2	0.0	0.1	0.1	1.0	1.0	0.2	1.2	0.2	0.1	0.1	0.3	0.3	0.3	2.3	0.8	17.2				
Lap 9	117	157	126	167	129	114	102	116	183	182	131	108	178	145	128	130	176	115	158	181	177	144	172	123	168	169	164	180	175	159				
Interval		0.9	0.2	0.2	0.7	0.6	0.7	0.5	0.1	1.1	0.2	0.9	1.9	0.4	0.2	0.2	0.7	0.8	0.1	0.2	0.9	0.8	0.2	0.7	0.2	0.2	0.1	2.1	0.1	17.7				



KF-Junior

PreFinal 2 (PF2) Lap Time Analysis

For information purposes. No official / regulatory value

Laps	Sector 1	Sector 2	Sector 3	Lap Time	Laps	Sector 1	Sector 2	Sector 3	Lap Time	Laps	Sector 1	Sector 2	Sector 3	Lap Time
No.102 Sitnikov, Nikita					No.115 Hagenaes, Johan Nicolai					No.128 Lundqvist, Linus				
1	23.940	20.961	20.407	1:05.308	1	24.960	21.663	20.350	1:06.973	5	20.874	20.310	19.855	1:01.039
2	21.229	20.729	20.042	1:02.000	2	21.081	20.646	20.087	1:01.814	6	20.900	20.360	19.760	1:01.020
3	20.877	20.871	20.409	1:02.157	3	21.658	21.000	19.979	1:02.637	7	20.760	20.345	19.733	1:00.838
4	21.289	20.526	19.714	1:01.529	4	21.720	21.135	20.145	1:03.000	8	20.768	20.197	19.870	1:00.835
5	20.790	20.741	19.686	1:01.217	5	20.970	20.484	19.981	1:01.435	9	20.725	20.360	19.716	1:00.801
6	20.733	20.396	19.633	1:00.762	6	20.817	20.544	19.859	1:01.220	No.129 Vartanyan, Alexander				
7	20.677	20.594	19.991	1:01.262	7	20.846	21.526	20.787	1:03.159	1	23.823	21.029	20.503	1:05.355
8	20.725	20.369	19.687	1:00.781	8	20.918	20.762	19.888	1:01.568	2	21.134	20.829	20.239	1:02.202
9	20.696	20.160	19.761	1:00.617	9	20.787	20.678	19.757	1:01.222	3	21.730	20.630	20.127	1:02.487
No.104 Atoev, Vladimir					No.116 Mazepin, Nikita					No.130 Korpivaara, Ilmari				
1	22.084	21.079	20.194	1:03.357	1	21.553	20.889	20.129	1:02.571	1	24.578	22.140	20.388	1:07.106
2	21.007	20.640	20.130	1:01.777	2	21.141	21.033	20.405	1:02.579	2	22.081	20.875	19.870	1:02.826
3	22.002	21.101	19.920	1:03.023	3	21.772	22.655	20.834	1:05.261	3	21.361	20.679	20.666	1:02.706
4	20.952	20.403	19.872	1:01.227	4	21.291	20.698	19.828	1:01.817	4	20.992	20.554	19.856	1:01.402
5	20.913	20.447	19.822	1:01.182	5	20.849	20.568	19.745	1:01.162	5	21.333	20.487	19.792	1:01.612
6	20.958	20.394	20.060	1:01.412	6	20.758	20.378	19.720	1:00.856	6	21.138	20.685	19.697	1:01.520
No.108 Dionisios, Marcu					No.117 Raspatelli, Matteo					No.131 Sargeant, Logan				
1	23.800	21.502	20.147	1:05.449	1	21.325	20.671	20.103	1:02.099	1	22.781	21.397	20.245	1:04.423
2	21.179	20.814	20.311	1:02.304	2	21.073	20.732	20.105	1:01.910	2	21.021	20.530	20.191	1:01.742
3	21.564	20.989	20.111	1:02.664	3	21.772	22.655	20.834	1:05.261	3	21.230	21.240	20.743	1:03.213
4	20.866	20.534	19.916	1:01.316	4	21.291	20.698	19.828	1:01.817	4	21.041	20.450	19.976	1:01.467
5	20.864	20.792	19.867	1:01.523	5	20.849	20.568	19.745	1:01.162	5	20.960	21.119	20.189	1:02.268
6	20.739	20.322	19.856	1:00.917	6	20.758	20.378	19.720	1:00.856	6	20.854	20.384	19.788	1:01.026
7	21.298	20.643	19.777	1:01.718	7	20.714	20.406	19.707	1:00.827	7	20.794	20.480	19.810	1:01.084
8	20.775	20.492	19.734	1:01.001	8	20.703	20.371	19.635	1:00.709	8	20.789	20.291	19.773	1:00.853
9	20.753	20.391	19.747	1:00.891	9	20.720	20.213	20.445	1:01.378	9	20.763	21.046	19.865	1:01.674
No.109 Ticktum, Daniel					No.123 Defourny, Max					No.126 Thompson, Parker				
1	22.852	21.437	20.225	1:04.514	1	21.685	20.876	20.243	1:02.804	1	21.962	21.196	20.372	1:03.530
2	21.062	20.451	19.933	1:01.446	2	21.162	20.659	20.876	1:02.697	2	20.989	20.668	20.109	1:01.766
3	21.290	21.369	19.988	1:02.647	3	21.059	20.560	19.968	1:01.587	3	21.601	21.575	19.937	1:03.113
4	20.969	20.530	19.785	1:01.284	4	21.075	20.592	19.994	1:01.661	4	20.882	20.462	19.909	1:01.253
5	20.795	20.263	19.722	1:00.780	5	20.979	20.457	19.872	1:01.308					
6	20.750	20.368	19.945	1:01.063	6	20.904	20.476	19.876	1:01.256					
					7	20.869	20.446	19.812	1:01.127					
					8	20.899	20.457	19.811	1:01.167					
					9	20.827	20.427	19.831	1:01.085					



Alcaniz 12 - 16.06.2013



KF Junior

CIK-FIA European Championship (Rd1)



KF-Junior

PreFinal 2 (PF2)

Lap Time Analysis

For information purposes. No official / regulatory value

Laps	Sector 1	Sector 2	Sector 3	Lap Time	Laps	Sector 1	Sector 2	Sector 3	Lap Time	Laps	Sector 1	Sector 2	Sector 3	Lap Time
No.140 Fewtrell, Max					No.158 Trvisanutto, Lorenzo					No.169 Masztalerz, Jakub				
1	22.587	21.465	20.232	1:04.284	1	22.684	21.355	20.248	1:04.287	5	21.539	20.725	19.876	1:02.140
2	20.991	20.459	20.084	1:01.534	2	20.889	20.538	20.935	1:02.362	6	20.928	20.838	20.054	1:01.820
3	21.408	22.179	20.316	1:03.903	3	21.162	21.985	20.827	1:03.974	7	20.871	20.849	20.102	1:01.822
4	20.899	20.378	19.927	1:01.204	4	21.170	21.876	19.937	1:02.983	8	20.887	21.160	20.432	1:02.479
5	21.065	22.950	19.945	1:03.960	5	20.808	20.915	20.179	1:01.902	9	22.397	20.760	19.910	1:03.067
6	20.755	20.293	19.801	1:00.849	6	20.834	20.327	19.946	1:01.107	No.169 Masztalerz, Jakub				
No.144 Alex, -					No.159 Leuillet, Tom					No.172 Gordeev, Alexander				
1	26.684	21.690	20.465	1:08.839	1	24.391	21.539	20.531	1:06.461	1	24.790	21.438	20.664	1:06.892
2	21.285	20.536	20.047	1:01.868	2	21.447	20.921	20.239	1:02.607	2	21.866	20.739	19.991	1:02.596
3	21.241	20.793	23.409	1:05.443	3	22.150	20.794	20.368	1:03.312	3	21.533	21.051	20.842	1:03.426
4	21.044	20.483	19.894	1:01.421	4	20.982	20.635	20.207	1:01.824	4	21.206	20.776	19.954	1:01.936
5	21.061	20.569	19.829	1:01.459	5	21.138	20.477	19.981	1:01.596	5	21.315	20.785	19.972	1:02.072
6	20.884	20.486	19.854	1:01.224	6	21.049	44.008	19.968	1:25.025	6	20.917	20.609	19.980	1:01.506
7	20.936	20.719	20.046	1:01.701	7	21.073	20.740	20.001	1:01.814	7	21.405	20.758	20.059	1:02.222
8	20.759	20.764	20.470	1:01.993	8	21.032	20.801	19.922	1:01.755	8	21.304	20.799	19.971	1:02.074
9	21.306	20.558	19.828	1:01.692	9	21.042	20.730	19.897	1:01.669	9	21.378	21.239	20.047	1:02.664
No.145 Mosca, Tommaso					No.164 Garcia Lopez, Marta					No.175 Martynyuk, Maxim				
1	23.406	21.645	20.199	1:05.250	1	24.696	21.855	20.528	1:07.079	1	23.828	21.743	20.168	1:05.739
2	21.165	20.765	20.379	1:02.309	2	21.958	20.867	19.961	1:02.786	2	21.049	20.834	20.274	1:02.157
3	21.623	20.986	20.504	1:03.113	3	21.184	20.938	22.731	1:04.853	3	22.040	21.098	20.074	1:03.212
4	21.440	20.444	19.835	1:01.719	4	21.201	20.857	19.779	1:01.837	4	21.381	21.338	20.537	1:03.256
5	20.852	20.678	20.335	1:01.865	5	21.035	20.916	19.954	1:01.905	5	21.839	20.430	19.832	1:02.101
6	20.822	20.545	19.926	1:01.293	6	21.108	20.613	19.933	1:01.654	6	20.920	20.768	20.352	1:02.040
7	20.712	21.539	19.994	1:02.245	7	20.956	20.779	19.978	1:01.713	7	20.948	20.996	20.077	1:02.021
8	20.760	20.309	19.899	1:00.968	8	20.985	20.480	19.879	1:01.344	8	20.882	20.668	20.935	1:02.485
9	21.177	20.270	20.062	1:01.509	9	21.296	20.740	20.088	1:02.124	9	21.223	20.581	19.933	1:01.737
No.150 Squaranti, Federico					No.167 Sette Camara, Sergio					No.176 Raucci, Giuliano				
1	24.352	21.764	20.590	1:06.706	1	22.558	20.806	20.296	1:03.660	1	23.021	21.437	20.213	1:04.671
2	21.182	20.761	20.473	1:02.416	2	20.950	20.869	20.011	1:01.830	2	20.880	20.389	20.100	1:01.369
3	21.590	20.611	20.473	1:02.674	3	21.722	20.769	19.873	1:02.364	3	21.251	21.329	20.089	1:02.669
4	20.983	20.683	20.265	1:01.931	4	20.995	20.624	19.957	1:01.576	4	20.908	20.442	20.032	1:01.382
5	21.047	20.463	19.953	1:01.463	5	20.846	20.193	19.833	1:00.872	5	21.303	22.602	21.008	1:04.913
No.157 Shwartzman, Robert					No.168 Borrelli, Diego					No.176 Raucci, Giuliano				
1	22.839	20.914	20.130	1:03.883	1	24.432	21.683	20.648	1:06.763	6	20.910	20.256	19.802	1:00.968
2	20.966	20.459	20.041	1:01.466	2	21.083	20.881	20.147	1:02.111	7	20.904	21.280	19.798	1:01.982
3	21.682	20.663	19.909	1:02.254	3	21.322	21.073	20.445	1:02.840	8	20.726	20.502	19.932	1:01.160
4	21.042	20.413	19.921	1:01.376	4	21.076	21.123	20.092	1:02.291	9	20.916	20.630	21.564	1:03.110
5	20.955	20.297	19.785	1:01.037										
6	20.875	20.346	19.801	1:01.022										
7	20.870	20.299	19.820	1:00.989										
8	20.836	20.301	19.817	1:00.954										
9	20.801	20.259	19.740	1:00.800										



KF-Junior

PreFinal 2 (PF2)

Lap Time Analysis

For information purposes. No official / regulatory value

Laps	Sector 1	Sector 2	Sector 3	Lap Time
No.177 Russo, Guillermo				
1	23.741	22.114	20.218	1:06.073
2	21.020	20.815	20.229	1:02.064
3	21.786	21.447	20.482	1:03.715
4	21.162	20.852	20.317	1:02.331
5	20.986	20.465	20.004	1:01.455
6	20.957	21.757	19.993	1:02.707
7	20.918	21.146	20.093	1:02.157
8	20.971	20.858	20.231	1:02.060
9	20.929	20.487	19.854	1:01.270

Laps	Sector 1	Sector 2	Sector 3	Lap Time
No.178 Fittje, Jannes				
1	23.653	21.408	20.424	1:05.485
2	21.201	20.785	20.344	1:02.330
3	21.850	20.927	20.009	1:02.786
4	20.917	20.609	19.992	1:01.518
5	21.154	21.012	20.165	1:02.331
6	20.769	20.404	19.866	1:01.039
7	20.925	20.990	19.942	1:01.857
8	20.809	20.669	19.826	1:01.304
9	20.904	20.793	20.010	1:01.707

Laps	Sector 1	Sector 2	Sector 3	Lap Time
No.180 Johansson, Antti				
1	24.350	21.508	20.656	1:06.514
2	21.097	20.946	19.970	1:02.013
3	21.652	21.083	23.176	1:05.911
4	21.879	21.572	20.018	1:03.469
5	20.994	20.692	19.949	1:01.635
6	20.991	20.562	19.911	1:01.464
7	21.026	21.448	20.368	1:02.842
8	21.328	20.903	19.981	1:02.212
9	21.147	20.798	19.948	1:01.893

Laps	Sector 1	Sector 2	Sector 3	Lap Time
No.181 Puhakka, Juuso				
1	23.989	21.199	20.211	1:05.399
2	21.274	20.678	20.528	1:02.480
3	21.867	21.661	20.136	1:03.664
4	21.349	20.787	19.869	1:02.005
5	20.909	20.447	19.951	1:01.307
6	20.915	20.500	19.808	1:01.223
7	20.778	22.126	20.774	1:03.678
8	20.932	20.764	19.802	1:01.498
9	20.887	20.920	19.954	1:01.761

Laps	Sector 1	Sector 2	Sector 3	Lap Time
No.182 Azedo Sousa, Yohan				
1	23.486	21.417	20.306	1:05.209
2	20.933	20.417	20.076	1:01.426
3	21.124	21.543	21.233	1:03.900
4	21.282	20.692	19.946	1:01.920

Laps	Sector 1	Sector 2	Sector 3	Lap Time
5	20.795	20.721	19.923	1:01.439
6	20.751	20.455	19.778	1:00.984
7	20.631	20.424	19.771	1:00.826
8	20.685	20.299	19.799	1:00.783
9	20.675	20.762	19.815	1:01.252

Laps	Sector 1	Sector 2	Sector 3	Lap Time
No.183 Opmeer, Jarno				
1	23.197	22.046	20.356	1:05.599
2	21.448	20.804	20.448	1:02.700
3	21.245	20.460	20.429	1:02.134
4	21.100	20.613	19.905	1:01.618
5	20.825	20.447	19.779	1:01.051
6	20.768	20.285	19.800	1:00.853
7	20.684	20.465	19.838	1:00.987
8	20.703	20.281	19.786	1:00.770
9	20.671	20.254	20.085	1:01.010



KF-Junior

PreFinal 2 (PF2)

Starting Grid

Document 55

Subject to scrutineering & sporting investigations

169	Masztalerz, Jakub Tony Kart / Vortex / LeCont		17	164	Garcia Lopez, Marta Zanardi / BMB / LeCont	
168	Borrelli, Diego ART GP / TM / LeCont		16	150	Squaranti, Federico Kosmic / Vortex / LeCont	
175	Martynyuk, Maxim Energy / TM / LeCont		15	130	Korpivaara, Ilmari Tony Kart / Vortex / LeCont	
172	Gordeev, Alexander Tony Kart / Vortex / LeCont		14	180	Johansson, Antti Kosmic / Vortex / LeCont	
177	Russo, Guillermo FA Kart / Vortex / LeCont		13	159	Leuillet, Tom Birel / TM / LeCont	
181	Puhakka, Juuso Kosmic / Vortex / LeCont		12	108	Dionisios, Marcu CRG / BMB / LeCont	
128	Lundqvist, Linus Tony Kart / Vortex / LeCont		11	145	Mosca, Tommaso Tony Kart / BMB / LeCont	
115	Hagenaes, Johan Nicolai Mach 1 / TM / LeCont		10	178	Fittje, Jannes Zanardi / TM / LeCont	
131	Sargeant, Logan Tony Kart / Vortex / LeCont		9	176	Raucci, Giuliano Energy / TM / LeCont	
182	Azedo Sousa, Yohan Zanardi / BMB / LeCont		8	102	Sitnikov, Nikita Tony Kart / BMB / LeCont	
144	Alex, - DR / BMB / LeCont		7	183	Opmeer, Jarno Maddox / TM / LeCont	
109	Ticktum, Daniel FA Kart / Vortex / LeCont		6	140	Fewtrell, Max FA Kart / Vortex / LeCont	
157	Shwartzman, Robert Tony Kart / TM / LeCont		5	129	Vartanyan, Alexander Tony Kart / Vortex / LeCont	
167	Sette Camara, Sergio ART GP / TM / LeCont		4	158	Trvisanutto, Lorenzo Tony Kart / Vortex / LeCont	
104	Atoev, Vladimir Tony Kart / BMB / LeCont		3	126	Thompson, Parker Energy / TM / LeCont	
123	Defourny, Max Kosmic / TM / LeCont		2	114	Elpitiya, Bryan Energy / TM / LeCont	
117	Raspatelli, Matteo Tony Kart / Parilla / LeCont		1	116	Mazepin, Nikita Tony Kart / Vortex / LeCont	

POLE POSITION



Start : 16/06 - 11:20 9 Laps = 15.300 Km



KF-Junior

PreFinal 1 (PF1)

Document 58.2 OFFICIAL

Results

Subject to scrutineering & sporting investigations

Rnk	No.	Driver	Nat	Entrant	Nat	Equipment	Laps	Time	Gap	Interv.	Best Lap	Penalty
1	179	Chaimongkol, Sasakorn		Millennium Motorsport		Kosmic / TM / LeCont	9	9:13.059			1:00.601	
2	122	Van Leeuwen, Martijn		Keijzer Racing		Zanardi / TM / LeCont	9	9:13.533	0.474	0.474	1:00.566	
3	142	Norris, Lando		Ricky Flynn Motorsport		FA Kart / Vortex / LeCont	9	9:13.593	0.534	0.060	1:00.488	
4	101	Lorandi, Alessio		Baby Race Srl		Tony Kart / Parilla / LeCont	9	9:14.281	1.222	0.688	1:00.582	
5	111	Aubry, Gabriel		Birel Motorsport		Birel / TM / LeCont	9	9:14.426	1.367	0.145	1:00.614	
6	103	Kari, Niko		Ricky Flynn Motorsport		FA Kart / Vortex / LeCont	9	9:14.481	1.422	0.055	1:00.326	
7	112	Lessennes, Benjamin		Kosmic Racing Dept		Kosmic / Vortex / LeCont	9	9:14.827	1.768	0.346	1:00.759	
8	107	Bale, Thomas Michael		Ricky Flynn Motorsport		FA Kart / Vortex / LeCont	9	9:14.910	1.851	0.083	1:00.618	
9	171	Floersch, Sophia		Ward Racing		Tony Kart / Vortex / LeCont	9	9:15.228	2.169	0.318	1:00.740	
10	138	Ahmed, Enaam		Ricky Flynn Motorsport		FA Kart / Vortex / LeCont	9	9:16.248	3.189	1.020	1:00.469	
11	106	Daruvala, Jehan		Ricky Flynn Motorsport		FA Kart / Vortex / LeCont	9	9:16.788	3.729	0.540	1:00.443	
12	125	Betsch, Mick		Tony Kart Racing Team		Tony Kart / Vortex / LeCont	9	9:17.127	4.068	0.339	1:00.802	
13	162	Lorandi, Leonardo		Baby Race Srl		Tony Kart / Parilla / LeCont	9	9:17.908	4.849	0.781	1:00.598	
14	146	Pulcini, Leonardo		Morsicani Racing		Tony Kart / Vortex / LeCont	9	9:19.387	6.328	1.479	1:00.882	
15	149	Lehouck, Arthur		Lehouck, Vincent		Lenzokart / TM / LeCont	9	9:19.447	6.388	0.060	1:00.757	
16	173	Baiz, Mauricio		Birel Motorsport		Birel / TM / LeCont	9	9:20.655	7.596	1.208	1:00.645	
17	155	Munoz Fernandez, Adrian		Bermudez, Jose Luis		Tony Kart / Vortex / LeCont	9	9:21.125	8.066	0.470	1:00.692	
18	163	Machado Carrillo, Alexanc		AV Racers Intnal		Zanardi / BMB / LeCont	9	9:21.695	8.636	0.570	1:00.602	
19	151	Daim, Bin Hishammudin		Kosmic Racing Dept		Kosmic / Vortex / LeCont	9	9:22.070	9.011	0.375	1:00.855	
20	110	Bonduel, Amaury		Bonduel Racing		ART GP / TM / LeCont	9	9:22.699	9.640	0.629	1:00.928	
21	136	Beckmann, David		Zanardi		Zanardi / BMB / LeCont	9	9:13.691	10.632	0.992	1:00.628	+10.000
22	160	Pull, James		Chiesa Corse		Zanardi / BMB / LeCont	9	9:23.777	10.718	0.086	1:01.158	
23	121	Valtonen, Isac		Energy Corse		Energy / TM / LeCont	9	9:24.156	11.097	0.379	1:00.931	
24	134	Peltola, Olli		ART Grand Prix Srl		ART GP / TM / LeCont	9	9:24.241	11.182	0.085	1:00.551	
25	148	Lundgaard, Daniel		Lundgaard, Henrik		Zanardi / Vortex / LeCont	9	9:24.462	11.403	0.221	1:00.710	
26	147	Pasma, Patrik		MGM Racing		Birel / Parilla / LeCont	9	9:24.893	11.834	0.431	1:01.052	
27	156	Dallamano, Stefano		Cancelli, Franck		Kosmic / Parilla / LeCont	9	9:24.959	11.900	0.066	1:01.103	
28	127	Tarasov, Mikhail		Ward Racing		Tony Kart / Vortex / LeCont	9	9:25.185	12.126	0.226	1:01.017	
29	105	Florescu, Petru		Morsicani Racing		Tony Kart / Vortex / LeCont	9	9:28.723	15.664	3.538	1:01.349	
30	154	Milell, Noah		JP Racing		Exprit / Vortex / LeCont	9	9:30.659	17.600	1.936	1:01.156	
31	119	Marino, Sato		Praga Kart Racing		Praga / Parilla / LeCont	9	9:40.438	27.379	9.779	1:01.034	
32	161	Defrancesco, Devlin		Chiesa Corse		Zanardi / BMB / LeCont	9	10:02.298	49.239	21.860	1:01.470	
33	124	Bollier, Jules		Bollier, Romain		Kosmic / Parilla / LeCont	7	7:16.415	2 Laps	2 Laps	1:00.563	
34	133	Haapalainen, Tuomas		ART Grand Prix Srl		ART GP / TM / LeCont	7	7:17.151	2 Laps	0.736	1:00.877	

No.136 Beckmann, David : New classification after the decision of the National Court of Appeal on the appeal lodged by the Entrant of Driver #136

Result subject to the decision of Spanish Court of Appeal after lodging an intention of Appeal of Entrant No.136

Leaders : No.179 Chaimongkol, Sasakorn (1-9)

Start Time : 16/06 - 11:02:31

Best Lap : No.103 Kari, Niko

1:00.326 101.44 Kph

Weather : Sunny Air : 22°C Track : Dry

Previous Event Record : No.183 Opmeer, Jarno

1:00.521 101.12 Kph



KF-Junior

PreFinal 1 (PF1) Lap Chart

For information purposes. No official / regulatory value

	1	2	3	4	5	6	7	8	9	10	11	12	13	14	15	16	17	18	19	20	21	22	23	24	25	26	27	28	29	30	31	32	33	34			
Grid	142	136	179	103	122	107	138	111	112	101	146	171	162	133	124	149	154	134	161	151	119	125	105	160	121	106	173	163	148	127	155	110	156	147			
Start	142	179	136	103	122	107	138	111	112	101	171	146	162	133	149	134	124	151	125	160	154	106	161	119	163	105	121	173	148	127	155	156	110	147			
Lap 1	179	142	122	138	136	111	107	101	112	171	146	125	162	133	103	124	106	160	151	148	149	134	105	156	173	147	121	163	155	127	110	154	119	161			
Interval		0.0	0.2	0.4	0.1	0.0	0.1	0.6	0.2	0.2	0.1	0.2	0.1	0.3	0.3	0.8	0.3	0.0	0.2	0.2	0.0	0.2	0.2	0.2	0.2	0.1	0.1	0.3	0.1	0.2	0.1	7.0	11.1	17.4			
Lap 2	179	142	122	111	136	107	101	112	171	146	125	138	103	162	133	124	106	160	148	149	151	105	134	173	147	163	155	156	110	127	121	154	119	161			
Interval		0.1	0.2	0.5	0.5	0.3	0.0	0.1	0.3	0.2	0.2	0.1	0.4	0.1	0.0	0.3	0.2	0.3	0.3	0.3	0.2	0.1	0.1	0.3	0.2	0.3	0.4	0.2	0.0	0.1	0.1	6.7	11.1	18.0			
Lap 3	179	122	111	136	142	101	112	171	107	125	146	103	138	106	162	133	160	124	148	149	151	173	134	105	163	155	110	147	156	121	127	154	119	161			
Interval		0.2	0.3	0.6	0.0	0.5	0.1	0.3	0.2	0.3	0.3	0.0	0.1	0.8	0.1	0.2	0.2	0.4	0.1	0.2	0.1	0.1	0.2	0.0	0.2	0.4	0.3	0.5	0.2	0.3	0.2	5.7	10.9	18.4			
Lap 4	179	122	111	136	142	101	112	171	107	125	103	146	138	106	162	133	124	149	160	148	173	134	151	155	110	163	147	156	121	127	105	154	119	161			
Interval		0.1	0.1	0.3	0.4	0.4	0.1	0.3	0.1	0.5	0.2	0.4	0.1	0.1	0.3	0.7	0.3	0.4	0.1	0.0	0.0	0.2	0.7	0.1	0.1	0.2	0.4	0.2	0.1	0.5	3.6	2.3	10.8	19.0			
Lap 5	179	111	122	136	142	101	112	171	107	103	125	138	106	146	162	124	133	149	160	173	134	151	155	110	163	148	147	156	121	127	105	154	119	161			
Interval		0.3	0.1	0.2	0.1	0.4	0.1	0.2	0.2	0.5	0.3	0.7	0.4	0.0	0.0	0.6	0.2	0.1	0.5	0.1	0.2	0.4	0.1	0.6	0.2	0.3	0.3	0.1	0.1	0.4	3.9	2.2	10.6	19.6			
Lap 6	179	122	111	136	142	101	112	171	107	103	125	138	106	162	124	133	146	149	173	160	134	155	151	163	110	148	147	156	121	127	105	154	119	161			
Interval		0.2	0.2	0.3	0.0	0.3	0.3	0.2	0.1	0.2	0.7	0.4	0.5	0.3	0.6	0.4	0.1	0.0	0.8	0.2	0.0	0.2	0.2	0.3	0.2	0.2	0.7	0.3	0.0	0.1	4.2	2.0	10.5	20.0			
Lap 7	179	122	111	142	136	101	112	171	103	107	125	138	106	162	124	133	146	149	173	155	151	163	110	121	160	163	110	121	147	148	134	156	127	105	154	119	161
Interval		0.2	0.3	0.2	0.2	0.3	0.4	0.2	0.1	0.2	0.9	0.2	0.4	0.7	0.4	0.7	0.3	0.1	0.2	0.6	0.4	0.9	0.1	0.2	0.7	0.1	0.4	0.2	0.7	0.5	2.9	1.8	10.4	20.7			
Lap 8	179	122	111	142	136	101	103	112	107	171	138	125	106	162	146	149	173	155	151	163	110	121	160	147	134	148	156	127	105	154	119	161					
Interval		0.1	0.2	0.2	0.3	0.2	0.4	0.2	0.3	0.0	0.9	0.2	0.2	1.6	1.0	0.2	1.1	0.6	0.3	0.1	0.9	0.2	0.0	0.1	0.1	0.3	1.1	0.2	3.2	2.0	9.9	21.2					
Lap 9	179	122	142	136	101	111	103	112	107	171	138	106	125	162	146	149	173	155	163	151	110	160	121	134	148	147	156	127	105	154	119	161					
Interval		0.4	0.0	0.0	0.5	0.1	0.0	0.3	0.0	0.3	1.0	0.5	0.3	0.7	1.4	0.0	1.2	0.4	0.5	0.3	0.6	1.0	0.3	0.0	0.2	0.4	0.0	0.2	3.5	1.9	9.7	21.8					



Alcaniz 12 - 16.06.2013



KF Junior

CIK-FIA European Championship (Rd1)



KF-Junior

PreFinal 1 (PF1)

Lap Time Analysis

For information purposes. No official / regulatory value

Laps	Sector 1	Sector 2	Sector 3	Lap Time	Laps	Sector 1	Sector 2	Sector 3	Lap Time	Laps	Sector 1	Sector 2	Sector 3	Lap Time
No.101 Lorandi, Alessio					No.110 Bonduel, Amaury					No.121 Valtonen, Isac				
1	23.056	20.821	20.072	1:03.949	1	24.487	22.029	21.331	1:07.847	1	25.633	21.337	20.652	1:07.622
2	21.159	20.511	20.117	1:01.787	2	21.125	20.485	20.297	1:01.907	2	21.030	21.287	20.718	1:03.035
3	21.277	20.395	19.963	1:01.635	3	21.091	20.524	20.057	1:01.672	3	21.859	20.756	19.960	1:02.575
4	20.822	20.381	19.849	1:01.052	4	20.916	20.420	19.875	1:01.211	4	20.827	20.452	19.844	1:01.123
5	20.718	20.359	19.772	1:00.849	5	20.894	20.681	19.775	1:01.350	5	20.724	20.945	19.802	1:01.471
6	20.675	20.282	19.768	1:00.725	6	20.776	20.578	19.719	1:01.073	6	20.982	20.438	19.890	1:01.310
7	20.682	20.287	19.717	1:00.686	7	20.929	20.787	19.905	1:01.621	7	20.760	20.352	19.819	1:00.931
8	20.656	20.223	19.703	1:00.582	8	20.733	20.628	20.177	1:01.538	8	20.652	20.286	20.055	1:00.993
9	20.602	20.216	20.343	1:01.161	9	20.817	20.394	19.717	1:00.928	9	21.207	20.838	20.088	1:02.133
No.103 Kari, Niko					No.111 Aubry, Gabriel					No.122 Van Leeuwen, Martijn				
1	24.836	20.901	20.025	1:05.762	1	22.525	20.644	20.062	1:03.231	1	22.025	20.570	20.059	1:02.654
2	20.878	21.018	19.961	1:01.857	2	21.338	20.368	19.964	1:01.670	2	21.208	20.519	20.047	1:01.774
3	20.797	20.494	20.052	1:01.343	3	20.938	20.352	19.937	1:01.227	3	20.948	20.442	20.101	1:01.491
4	20.889	20.510	19.738	1:01.137	4	20.860	20.369	19.926	1:01.155	4	20.927	20.350	20.013	1:01.290
5	20.624	20.314	19.709	1:00.647	5	20.794	20.491	19.747	1:01.032	5	20.857	20.770	19.721	1:01.348
6	20.561	20.295	19.673	1:00.529	6	20.741	20.488	19.740	1:00.969	6	20.839	20.174	19.572	1:00.585
7	20.600	20.155	19.614	1:00.369	7	20.698	20.238	19.678	1:00.614	7	20.702	20.261	19.603	1:00.566
8	20.589	20.151	19.586	1:00.326	8	20.706	20.188	19.731	1:00.625	8	20.704	20.282	19.670	1:00.656
9	20.494	20.216	20.154	1:00.864	9	20.664	20.717	20.736	1:02.117	9	20.758	20.360	20.387	1:01.505
No.105 Florescu, Petru					No.112 Lessennes, Benjamin					No.124 Bollier, Jules				
1	24.600	21.700	20.556	1:06.856	1	22.798	21.204	20.161	1:04.163	1	24.067	21.473	20.402	1:05.942
2	21.076	20.632	20.056	1:01.764	2	21.177	20.534	19.989	1:01.700	2	21.187	20.500	19.843	1:01.530
3	21.126	21.037	20.166	1:02.329	3	21.346	20.360	19.942	1:01.648	3	21.168	21.286	20.504	1:02.958
4	21.142	21.204	25.370	1:07.716	4	20.910	20.326	19.838	1:01.074	4	20.799	20.455	19.985	1:01.239
5	20.962	20.783	19.905	1:01.650	5	20.753	20.377	19.733	1:00.863	5	20.674	20.381	19.697	1:00.752
6	20.844	20.670	19.850	1:01.364	6	20.800	20.330	19.775	1:00.905	6	20.749	20.293	20.048	1:01.090
7	20.931	20.617	19.905	1:01.453	7	20.747	20.305	19.707	1:00.759	7	20.712	20.230	19.621	1:00.563
8	20.783	20.637	19.929	1:01.349	8	20.716	20.450	19.769	1:00.935					
9	20.889	20.585	19.907	1:01.381	9	20.713	20.320	19.897	1:00.930					
No.106 Daruvala, Jehan					No.119 Marino, Sato					No.125 Betsch, Mick				
1	24.625	21.030	20.361	1:06.016	1	45.417	21.128	20.269	1:26.814	1	23.181	20.908	20.005	1:04.094
2	21.006	20.517	19.848	1:01.371	2	21.166	20.786	19.942	1:01.894	2	21.388	20.706	19.953	1:02.047
3	21.238	20.517	19.826	1:01.581	3	21.042	20.727	19.882	1:01.651	3	20.956	20.598	19.999	1:01.553
4	20.690	20.420	19.761	1:00.871	4	20.938	20.733	19.837	1:01.508	4	20.905	20.492	19.874	1:01.271
5	20.747	20.489	20.194	1:01.430	5	20.901	20.723	19.711	1:01.335	5	20.800	20.672	19.752	1:01.224
6	20.918	20.291	19.644	1:00.853	6	20.848	20.565	19.701	1:01.114	6	20.815	20.444	19.753	1:01.012
7	20.525	20.277	19.641	1:00.443	7	20.834	20.597	19.743	1:01.174	7	20.733	20.400	19.669	1:00.802
8	20.529	20.267	19.691	1:00.487	8	20.773	20.539	19.722	1:01.034	8	20.741	20.448	19.807	1:00.996
9	20.593	20.824	19.663	1:01.080	9	20.827	20.574	19.716	1:01.117	9	20.717	21.059	19.843	1:01.619
No.107 Bale, Thomas Michael					No.127 Tarasov, Mikhail									
1	22.439	20.900	20.147	1:03.486	1	25.482	21.300	21.248	1:08.030					
2	21.215	20.539	20.579	1:02.333	2	21.103	20.792	20.308	1:02.203					
3	21.803	20.562	19.968	1:02.333	3	21.942	21.030	20.058	1:03.030					
4	20.861	20.379	19.864	1:01.104	4	20.920	20.477	19.962	1:01.359					
					5	20.920	20.641	19.845	1:01.406					
					6	20.783	20.420	19.835	1:01.038					



KF-Junior

PreFinal 1 (PF1)

Lap Time Analysis

For information purposes. No official / regulatory value

Laps	Sector 1	Sector 2	Sector 3	Lap Time
5	20.860	20.493	19.805	1:01.158
6	20.722	21.121	19.920	1:01.763
7	21.593	20.799	19.934	1:02.326
8	20.722			1:02.256
9	20.864	20.850	19.941	1:01.655

No.161 Defrancesco, Devlin

Laps	Sector 1	Sector 2	Sector 3	Lap Time
1	1:02.665	21.175	20.479	1:44.319
2	21.471	20.901	20.104	1:02.476
3	21.132	20.951	20.052	1:02.135
4	21.192	21.000	19.916	1:02.108
5	21.014	20.944	19.940	1:01.898
6	20.937	20.739	19.794	1:01.470
7	20.986	21.000	19.900	1:01.886
8	20.932	20.761	19.830	1:01.523
9	21.049	20.850	19.871	1:01.770

No.162 Lorandi, Leonardo

Laps	Sector 1	Sector 2	Sector 3	Lap Time
1	23.779	20.887	20.049	1:04.715
2	21.288	20.980	20.376	1:02.644
3	21.630	20.813	19.939	1:02.382
4	20.870	20.435	19.783	1:01.088
5	20.682	20.396	20.123	1:01.201
6	21.032	20.351	19.711	1:01.094
7	20.676	20.408	19.699	1:00.783
8	20.777	20.811	19.762	1:01.350
9	20.655	20.303	19.640	1:00.598

No.163 Machado Carrillo, Alexandre

Laps	Sector 1	Sector 2	Sector 3	Lap Time
1	26.072	21.326	20.702	1:08.100
2	20.984	20.732	19.858	1:01.574
3	20.794	21.033	19.798	1:01.625
4	20.917	21.412	19.995	1:02.324
5	20.798	20.813	19.771	1:01.382
6	20.704	20.312	19.586	1:00.602
7	20.695	20.926	19.953	1:01.574
8	20.719	20.298	19.854	1:00.871
9	20.724	20.361	19.760	1:00.845

No.171 Floersch, Sophia

Laps	Sector 1	Sector 2	Sector 3	Lap Time
1	23.258	20.770	20.277	1:04.305
2	21.272	20.566	20.007	1:01.845
3	21.164	20.485	19.912	1:01.561
4	20.867	20.439	19.801	1:01.107
5	20.745	20.299	19.755	1:00.799
6	20.727	20.336	19.798	1:00.861
7	20.750	20.239	19.751	1:00.740
8	20.814	20.266	20.101	1:01.181
9	20.773	20.302	19.798	1:00.873

Laps	Sector 1	Sector 2	Sector 3	Lap Time
No.173 Baiz, Mauricio				
1	25.329	21.373	20.511	1:07.213
2	21.178	20.491	20.047	1:01.716
3	20.733	20.622	20.164	1:01.519
4	21.085	20.453	19.727	1:01.265
5	21.068	20.407	19.722	1:01.197
6	20.682	20.845	19.797	1:01.324
7	20.697	20.295	19.653	1:00.645
8	20.642	20.214	20.982	1:01.838
9	20.862	20.342	19.697	1:00.901

No.179 Chaimongkol, Sasakorn

Laps	Sector 1	Sector 2	Sector 3	Lap Time
1	21.863	20.448	20.150	1:02.461
2	21.224	20.461	19.988	1:01.673
3	21.032	20.469	20.183	1:01.684
4	20.983	20.551	19.809	1:01.343
5	20.803	20.454	19.743	1:01.000
6	20.702	20.450	19.655	1:00.807
7	20.692	20.280	19.629	1:00.601
8	20.746	20.336	19.669	1:00.751
9	20.693	20.479	20.002	1:01.174





































KF-Junior

PreFinal 1 (PF1) Starting Grid

Document 54

Subject to scrutineering & sporting investigations

156	Dallamano, Stefano Kosmic / Parilla / LeCont		17	147	Pasma, Patrik Birel / Parilla / LeCont	
155	Munoz Fernandez, Adrian Tony Kart / Vortex / LeCont		16	110	Bonduel, Amaury ART GP / TM / LeCont	
148	Lundgaard, Daniel Zanardi / Vortex / LeCont		15	127	Tarasov, Mikhail Tony Kart / Vortex / LeCont	
173	Baiz, Mauricio Birel / TM / LeCont		14	163	Machado Carrillo, Alexandre Zanardi / BMB / LeCont	
121	Valtonen, Isac Energy / TM / LeCont		13	106	Daruvala, Jehan FA Kart / Vortex / LeCont	
105	Florescu, Petru Tony Kart / Vortex / LeCont		12	160	Pull, James Zanardi / BMB / LeCont	
119	Marino, Sato Praga / Parilla / LeCont		11	125	Betsch, Mick Tony Kart / Vortex / LeCont	
161	Defrancesco, Devlin Zanardi / BMB / LeCont		10	151	Daim, Bin Hishammudin Kosmic / Vortex / LeCont	
154	Milell, Noah Exprit / Vortex / LeCont		9	134	Peltola, Olli ART GP / TM / LeCont	
124	Bollier, Jules Kosmic / Parilla / LeCont		8	149	Lehouck, Arthur Lenzokart / TM / LeCont	
162	Lorandi, Leonardo Tony Kart / Parilla / LeCont		7	133	Haapalainen, Tuomas ART GP / TM / LeCont	
146	Pulcini, Leonardo Tony Kart / Vortex / LeCont		6	171	Floersch, Sophia Tony Kart / Vortex / LeCont	
112	Lessennes, Benjamin Kosmic / Vortex / LeCont		5	101	Lorandi, Alessio Tony Kart / Parilla / LeCont	
138	Ahmed, Enaam FA Kart / Vortex / LeCont		4	111	Aubry, Gabriel Birel / TM / LeCont	
122	Van Leeuwen, Martijn Zanardi / TM / LeCont		3	107	Bale, Thomas Michael FA Kart / Vortex / LeCont	
179	Chaimongkol, Sasakorn Kosmic / TM / LeCont		2	103	Kari, Niko FA Kart / Vortex / LeCont	
142	Norris, Lando FA Kart / Vortex / LeCont		1	136	Beckmann, David Zanardi / BMB / LeCont	

POLE POSITION



Start : 16/06 - 11:00 9 Laps = 15.300 Km

Alcaniz (ESP) 13-16/06/2013

Timing by Apex Timing



Qualifying Heats





KF-Junior

Qualifying Heats (QH)

Document 53.1 OFFICIAL

Results

Subject to scrutineering & sporting investigations

Rnk	No.	Driver	Nat	Qp	A-B	C-D	E-F	A-C	B-F	D-E	A-F	B-D	C-E	A-E	B-C	D-F	B-E	A-D	C-F	Points
1	142	Norris, Lando	GBR	1	0	-	-	0	-	-	0	-	-	0	-	-	-	0	-	0
2	117	Raspatelli, Matteo	BEL	8	6	-	-	-	0	-	-	0	-	-	0	-	2	-	-	8
3	136	Beckmann, David	DEU	2	4	-	-	-	2	-	-	2	-	-	2	-	0	-	-	10
4	116	Mazepin, Nikita	RUS	21	-	2	-	4	-	-	-	-	0	-	3	-	-	-	4	13
5	179	Chaimongkol, Sasakorn	GBR	11	-	-	0	-	-	2	-	-	7	3	-	-	4	-	-	16
6	123	Defourny, Max	LUX	7	5	-	-	2	-	-	5	-	-	2	-	-	-	3	-	17
7	103	Kari, Niko	FIN	10	-	13	-	-	-	0	-	4	-	-	-	2	-	2	-	21
8	114	Elpitiya, Bryan	FRA	13	2	-	-	3	-	-	6	-	-	5	-	-	-	5	-	21
9	122	Van Leeuwen, Martijn	NLD	6	-	-	2	-	21	-	2	-	-	-	-	0	-	-	2	27
10	104	Atoev, Vladimir	RUS	19	3	-	-	9	-	-	4	-	-	11	-	-	-	6	-	33
11	107	Bale, Thomas Michael	ARE	20	10	-	-	-	12	-	-	6	-	-	4	-	5	-	-	37
12	126	Thompson, Parker	CAN	30	-	-	7	-	8	-	11	-	-	-	-	10	-	-	5	41
13	138	Ahmed, Enaam	GBR	40	-	18	-	-	-	4	-	7	-	-	-	5	-	7	-	41
14	167	Sette Camara, Sergio	BRA	18	-	-	15	-	10	-	7	-	-	-	-	11	-	-	0	43
15	111	Aubry, Gabriel	FRA	12	-	-	8	-	5	-	3	-	-	-	-	3	-	-	25	44
16	158	Trvisanutto, Lorenzo	ITA	3	-	9	-	5	-	-	-	-	3	-	26	-	-	-	3	46
17	112	Lessennes, Benjamin	BEL	14	16	-	-	-	7	-	-	5	-	-	7	-	11	-	-	46
18	157	Shwartzman, Robert	RUS	24	-	-	3	-	3	-	8	-	-	-	-	26	-	-	6	46
19	101	Lorandi, Alessio	ITA	23	-	-	4	-	-	9	-	-	20	7	-	-	7	-	-	47
20	129	Vartanyan, Alexander	RUS	16	-	6	-	-	-	26	-	3	-	-	-	4	-	10	-	49
21	146	Pulcini, Leonardo	ITA	15	-	4	-	21	-	-	-	-	12	-	6	-	-	-	7	50
22	109	Ticktum, Daniel	GBR	35	-	-	13	-	-	13	-	-	8	10	-	-	6	-	-	50
23	171	Floersch, Sophia	DEU	51	-	3	-	19	-	-	-	-	11	-	9	-	-	-	8	50
24	140	Fewtrell, Max	GBR	32	9	-	-	-	9	-	-	19	-	-	5	-	9	-	-	51
25	162	Lorandi, Leonardo	ITA	29	-	-	6	-	-	17	-	-	15	4	-	-	10	-	-	52
26	144	Alex, -	ITA	27	-	5	-	23	-	-	-	-	5	-	8	-	-	-	12	53
27	133	Haapalainen, Tuomas	FIN	34	-	15	-	-	-	5	-	9	-	-	-	6	-	20	-	55
28	183	Opmeer, Jarno	NLD	43	15	-	-	6	-	-	9	-	-	12	-	-	-	13	-	55
29	124	Bollier, Jules	FRA	22	-	16	-	-	-	12	-	11	-	-	-	7	-	11	-	57
30	182	Azedo Sousa, Yohan	PRT	41	-	-	17	-	-	8	-	-	6	15	-	-	12	-	-	58
31	149	Lehouck, Arthur	FRA	57	-	11	-	11	-	-	-	-	17	-	10	-	-	-	9	58
32	102	Sitnikov, Nikita	RUS	64	-	10	-	-	-	7	-	12	-	-	-	22	-	9	-	60
33	154	Milell, Noah	SWE	4	-	17	-	-	-	3	-	26	-	-	-	8	-	8	-	62
34	131	Sargeant, Logan	USA	9	-	0	-	8	-	-	-	-	4	-	27	-	-	-	23	62
35	134	Peltola, Olli	FIN	26	13	-	-	-	4	-	-	25	-	-	14	-	8	-	-	64
36	176	Raucci, Giuliano	BRA	5	-	-	25	-	-	19	-	-	16	6	-	-	3	-	-	69
37	161	Defrancesco, Devlin	USA	45	-	7	-	27	-	-	-	-	13	-	12	-	-	-	11	70
38	115	Hagenaes, Johan Nicolai	NOR	65	-	-	11	-	-	11	-	-	9	25	-	-	16	-	-	72
39	151	Daim, Bin Hishammudin	SGP	55	19	-	-	13	-	-	14	-	-	9	-	-	-	18	-	73
40	178	Fittje, Jannes	DEU	47	-	-	9	-	-	14	-	-	19	18	-	-	15	-	-	75
41	119	Marino, Sato	JPN	48	-	-	19	-	11	-	13	-	-	-	-	18	-	-	14	75
42	128	Lundqvist, Linus	SWE	38	7	-	-	-	25	-	-	8	-	-	22	-	14	-	-	76
43	125	Betsch, Mick	DEU	39	-	12	-	26	-	-	-	-	10	-	18	-	-	-	10	76
44	145	Mosca, Tommaso	ITA	44	28	-	-	-	6	-	-	13	-	-	11	-	18	-	-	76
45	105	Florescu, Petru	ROU	17	-	-	5	-	-	10	-	-	18	27	-	-	17	-	-	77
46	181	Puhakka, Juuso	FIN	70	-	21	-	-	-	18	-	14	-	-	-	9	-	15	-	77
47	160	Pull, James	SGP	37	11	-	-	10	-	-	19	-	-	13	-	-	-	25	-	78
48	108	Dionisios, Marcu	ROU	25	27	-	-	22	-	-	10	-	-	17	-	-	-	4	-	80



KF-Junior

Qualifying Heats (QH)

Document 53.1 OFFICIAL

Results

Subject to scrutineering & sporting investigations

Rnk	No.	Driver	Nat	Qp	A-B	C-D	E-F	A-C	B-F	D-E	A-F	B-D	C-E	A-E	B-C	D-F	B-E	A-D	C-F	Points
49	121	Valtonen, Isac		50	14	-	-	-	13	-	-	17	-	-	16	-	20	-	-	80
50	177	Russo, Guillermo		75	-	14	-	12	-	-	-	-	22	-	13	-	-	-	20	81
51	106	Daruvala, Jehan		33	-	8	-	25	-	-	-	-	2	-	23	-	-	-	24	82
52	159	Leuillet, Tom		36	-	-	16	-	15	-	23	-	-	-	-	15	-	-	13	82
53	173	Baiz, Mauricio		31	8	-	-	24	-	-	21	-	-	8	-	-	-	23	-	84
54	172	Gordeev, Alexander		60	-	-	14	-	17	-	12	-	-	-	-	20	-	-	21	84
55	163	Machado Carrillo, Alexandre		49	12	-	-	7	-	-	15	-	-	26	-	-	-	26	-	86
56	180	Johansson, Antti		72	-	-	18	-	20	-	18	-	-	-	-	14	-	-	16	86
57	148	Lundgaard, Daniel		53	-	-	12	-	-	21	-	-	26	16	-	-	13	-	-	88
58	175	Martynuk, Maxim		59	-	-	26	-	-	15	-	-	14	14	-	-	19	-	-	88
59	127	Tarasov, Mikhail		69	-	19	-	18	-	-	-	-	23	-	15	-	-	-	15	90
60	130	Korpivaara, Ilmari		46	-	20	-	-	-	16	-	16	-	-	-	17	-	22	-	91
61	155	Munoz Fernandez, Adrian		28	-	26	-	-	-	6	-	27	-	-	-	21	-	12	-	92
62	168	Borrelli, Diego		42	-	-	10	-	27	-	26	-	-	-	-	12	-	-	18	93
63	110	Bonduel, Amaury		54	-	-	23	-	16	-	16	-	-	-	-	13	-	-	26	94
64	150	Squaranti, Federico		62	22	-	-	-	14	-	-	15	-	-	24	-	22	-	-	97
65	156	Dallamano, Stefano		66	-	-	21	-	18	-	25	-	-	-	-	16	-	-	17	97
66	169	Masztalerz, Jakub		63	-	23	-	15	-	-	-	-	21	-	19	-	-	-	22	100
67	147	Pasma, Patrik		67	20	-	-	16	-	-	17	-	-	24	-	-	-	24	-	101
68	164	Garcia Lopez, Marta		68	17	-	-	-	19	-	-	18	-	-	21	-	26	-	-	101

Not qualified

69	135	Signorelli, Matias Ezequiel		73	23	-	-	20	-	-	20	-	-	19	-	-	-	19	-	101
70	132	Zackary, Dante		61	24	-	-	17	-	-	24	-	-	20	-	-	-	17	-	102
71	120	Skärås, Emil		76	-	24	-	-	-	20	-	21	-	-	-	24	-	14	-	103
72	139	Santos Gomez, Lisard		78	-	-	20	-	23	-	22	-	-	-	-	19	-	-	19	103
73	165	Fontecha Martinez, Laia		79	25	-	-	14	-	-	27	-	-	21	-	-	-	16	-	103
74	141	Shlom, Yan Leon		74	21	-	-	-	22	-	-	24	-	-	17	-	21	-	-	105
75	170	Krencisz, Jan		56	18	-	-	-	26	-	-	10	-	-	25	-	29	-	-	108
76	166	Xia, Yifan		52	-	22	-	-	-	25	-	20	-	-	-	25	-	21	-	113
77	184	Reicher, Simon		71	-	-	24	-	-	22	-	-	24	23	-	-	23	-	-	116
78	153	Hobart, Matthias		80	26	-	-	-	24	-	-	22	-	-	20	-	24	-	-	116
79	152	Mathiesen, Dennis		77	-	-	22	-	-	23	-	-	25	22	-	-	25	-	-	117
80	174	Marinescu, Alexandra		58	-	25	-	-	-	24	-	23	-	-	-	23	-	27	-	122



KF-Junior

Qualifying Heat C-F

Document 52

Results

Subject to scrutineering & sporting investigations

Rnk	No.	Driver	Nat	Entrant	Nat	Equipment	Laps	Gap	Interv.	Best Lap	Points
1	167	Sette Camara, Sergio	BRA	ART Grand Prix Srl	ITA	ART GP / TM / LeCont	6			1:01.251	0
2	122	Van Leeuwen, Martijn	NLD	Keijzer Racing	NLD	Zanardi / TM / LeCont	6	0.413	0.413	1:01.325	2
3	158	Trvisanutto, Lorenzo	ITA	Trvisanutto, Fabrizio	ITA	Tony Kart / Vortex / LeCont	6	0.829	0.416	1:01.490	3
4	116	Mazepin, Nikita	RUS	Tony Kart Racing Team	ITA	Tony Kart / Vortex / LeCont	6	1.877	1.048	1:01.452	4
5	126	Thompson, Parker	CAN	Energy Corse	ITA	Energy / TM / LeCont	6	2.444	0.567	1:01.306	5
6	157	Shwartzman, Robert	RUS	Forza Racing	GBR	Tony Kart / TM / LeCont	6	2.728	0.284	1:01.347	6
7	146	Pulcini, Leonardo	ITA	Morsicani Racing	ITA	Tony Kart / Vortex / LeCont	6	3.066	0.338	1:01.568	7
8	171	Floersch, Sophia	DEU	Ward Racing	SWE	Tony Kart / Vortex / LeCont	6	3.628	0.562	1:01.336	8
9	149	Lehouck, Arthur	FRA	Lehouck, Vincent	FRA	Lenzokart / TM / LeCont	6	3.890	0.262	1:01.377	9
10	125	Betsch, Mick	DEU	Tony Kart Racing Team	ITA	Tony Kart / Vortex / LeCont	6	4.677	0.787	1:01.587	10
11	161	Defrancesco, Devlin	USA	Chiesa Corse	ITA	Zanardi / BMB / LeCont	6	4.920	0.243	1:01.703	11
12	144	Alex, -	ITA	Osella Engineering Srl	ITA	DR / BMB / LeCont	6	5.186	0.266	1:01.604	12
13	159	Leuillet, Tom	FRA	Leuillet, Francis	FRA	Birel / TM / LeCont	6	5.449	0.263	1:01.881	13
14	119	Marino, Sato	JPN	Praga Kart Racing	CZE	Praga / Parilla / LeCont	6	5.706	0.257	1:01.650	14
15	127	Tarasov, Mikhail	RUS	Ward Racing	SWE	Tony Kart / Vortex / LeCont	6	5.869	0.163	1:01.719	15
16	180	Johansson, Antti	FIN	Kohtala Sports	FIN	Kosmic / Vortex / LeCont	6	6.189	0.320	1:01.644	16
17	156	Dallamano, Stefano	FRA	Cancelli, Franck	FRA	Kosmic / Parilla / LeCont	6	6.624	0.435	1:01.599	17
18	168	Borrelli, Diego	VEN	ART Grand Prix Srl	ITA	ART GP / TM / LeCont	6	6.846	0.222	1:01.684	18
19	139	Santos Gomez, Lisard	ESP	Simon Julve, Ruben	ESP	Tony Kart / Vortex / LeCont	6	7.497	0.651	1:01.703	19
20	177	Russo, Guillermo	ESP	Genikart	ESP	FA Kart / Vortex / LeCont	6	8.433	0.936	1:01.914	20
21	172	Gordeev, Alexander	RUS	Ward Racing	SWE	Tony Kart / Vortex / LeCont	6	11.195	2.762	1:01.585	21
22	169	Masztalercz, Jakub	POL	Amo Racing Team	POL	Tony Kart / Vortex / LeCont	6	12.548	1.353	1:01.483	22
23	131	Sargeant, Logan	USA	Ward Racing	SWE	Tony Kart / Vortex / LeCont	6	12.976	0.428	1:01.160	23
24	106	Daruvala, Jehan	GBR	Ricky Flynn Motorsport	GBR	FA Kart / Vortex / LeCont	4	2 Laps	2 Laps	1:01.119	24
25	111	Aubry, Gabriel	FRA	Birel Motorsport	ITA	Birel / TM / LeCont	3	3 Laps	1 Lap	1:02.119	25
26	110	Bonduel, Amaury	FRA	Bonduel Racing	BEL	ART GP / TM / LeCont	0	6 Laps	3 Laps		26

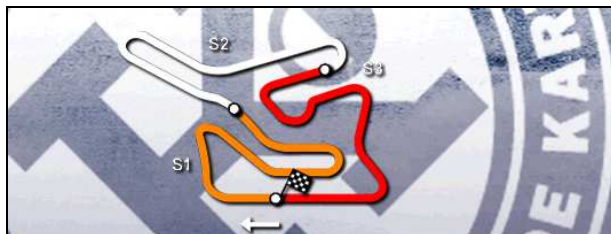
Leaders : No.158 Trvisanutto, Lorenzo (1-3) / No.167 Sette Camara, Sergio (4-6)

Start Time : 15/06 - 17:01:24

Best Lap : No.106 Daruvala, Jehan 1:01.119 100.13 Kph

Weather : Sunny Air : 31°C Track : Dry

Event Record : No.183 Opmeer, Jarno 1:00.521 101.12 Kph



KF-Junior

Qualifying Heat C-F Lap Chart

For information purposes. No official / regulatory value

	1	2	3	4	5	6	7	8	9	10	11	12	13	14	15	16	17	18	19	20	21	22	23	24	25	26
Grid	158	122	131	111	146	167	116	157	144	126	106	159	125	168	161	119	171	110	149	172	169	156	127	180	177	139
Start	158	122	131	111	146	167	116	157	144	126	159	125	161	168	171	119	149	110	169	172	127	156	177	180	139	106
Lap 1 Interval	158	146 0.9	122 0.2	167 0.3	111 0.3	116 0.2	131 0.3	126 0.1	157 0.4	161 0.3	159 0.2	171 0.0	149 0.1	144 0.1	125 0.1	119 0.3	127 1.1	180 0.1	139 0.3	156 0.2	168 0.3	177 0.1	172 4.5	169 1.3	106 2:07	
Lap 2	158	146 0.7	167 0.1	122 0.2	111 0.3	116 0.0	131 0.2	126 0.0	157 0.5	161 0.2	171 0.6	159 0.2	149 0.2	144 0.1	125 0.1	119 0.1	127 1.0	139 0.3	180 0.1	156 0.3	168 0.2	177 0.3	172 4.2	169 1.3	106 2:06	
Lap 3	158	167 0.3	122 0.4	146 0.3	116 0.1	111 0.1	131 0.2	157 0.3	161 0.3	126 0.2	171 0.1	159 0.4	149 0.1	119 0.4	125 0.1	144 0.3	127 0.5	180 0.8	156 0.3	168 0.0	139 0.6	177 0.2	172 3.6	169 1.4	106 2:06	
Lap 4	167	158 0.3	122 0.1	116 0.9	157 0.5	126 0.2	146 0.4	161 0.0	171 0.0	149 0.4	159 0.2	119 0.1	125 0.1	144 0.3	127 0.8	180 0.6	156 0.4	168 0.1	139 0.6	177 0.4	172 3.4	169 1.5	131 0.8	106 2:04		
Lap 5	167	122 0.3	158 0.2	116 0.7	157 0.4	126 0.1	146 0.7	171 0.7	149 0.2	161 0.3	125 0.2	159 0.2	144 0.2	119 0.1	127 0.4	180 0.3	156 0.4	168 0.0	139 0.6	177 0.6	172 3.1	169 1.4	131 0.7			
Lap 6	167	122 0.4	158 0.4	116 1.0	126 0.5	157 0.2	146 0.3	171 0.5	149 0.2	125 0.7	161 0.2	144 0.2	159 0.2	119 0.2	127 0.1	180 0.3	156 0.4	168 0.2	139 0.6	177 0.9	172 2.7	169 1.3	131 0.4			



KF-Junior

Qualifying Heat C-F

Lap Time Analysis

For information purposes. No official / regulatory value

Laps	Sector 1	Sector 2	Sector 3	Lap Time	Laps	Sector 1	Sector 2	Sector 3	Lap Time	Laps	Sector 1	Sector 2	Sector 3	Lap Time
No.106 Daruvala, Jehan					No.127 Tarasov, Mikhail					No.157 Shwartzman, Robert				
1		21.298	20.170	3:20.651	1	25.389	21.512	20.904	1:07.805	2	21.458	20.785	20.149	1:02.392
2	21.018	20.622	19.857	1:01.497	2	21.309	20.789	20.125	1:02.223	3	21.134	20.896	20.160	1:02.190
3	21.033	20.667	19.870	1:01.570	3	21.127	20.734	19.918	1:01.779	4	21.103	20.652	20.005	1:01.760
4	20.802	20.565	19.752	1:01.119	4	21.114	20.689	20.118	1:01.921	5	20.985	20.571	20.162	1:01.718
No.111 Aubry, Gabriel					5	21.096	20.723	20.126	1:01.945	6	21.008	20.641	19.950	1:01.599
1	23.219	21.468	20.104	1:04.791	6	21.023	20.635	20.061	1:01.719	No.158 Trvisanutto, Lorenzo				
2	21.105	20.650	20.380	1:02.135	No.131 Sargeant, Logan					1	23.652	21.593	20.594	1:05.839
3	21.154	20.572	20.393	1:02.119	1	23.690	21.524	20.149	1:05.363	2	21.154	20.550	20.106	1:01.810
No.116 Mazepin, Nikita					2	21.104	20.560	20.174	1:01.838	3	21.255	20.564	20.024	1:01.843
1	23.023	21.698	20.146	1:04.867	3	21.498	20.549	20.020	1:02.067	4	21.072	20.710	19.978	1:01.760
2	21.156	20.698	20.112	1:01.966	4	21.080	32.328	19.928	1:13.336	5	20.942	20.418	19.987	1:01.347
3	21.341	20.602	19.981	1:01.924	5	20.954	20.574	19.905	1:01.433	6	20.934	20.372	20.882	1:02.188
4	21.294	20.900	19.796	1:01.990	6	20.871	20.399	19.890	1:01.160	No.159 Leuillet, Tom				
5	21.001	20.588	19.863	1:01.452	No.139 Santos Gomez, Lisard					1	24.384	21.290	20.565	1:06.239
6	21.036	20.548	20.162	1:01.746	1	25.928	21.539	20.607	1:08.074	2	21.361	20.984	20.097	1:02.442
No.119 Marino, Sato					2	21.275	20.675	20.206	1:02.156	3	21.137	20.663	20.081	1:01.881
1	25.068	21.204	20.617	1:06.889	3	21.139	21.447	20.816	1:03.402	4	21.072	20.807	20.124	1:02.003
2	21.135	21.102	20.087	1:02.324	4	21.058	20.736	20.012	1:01.806	5	21.232	21.389	20.102	1:02.723
3	21.176	20.548	20.005	1:01.729	5	21.008	20.636	20.061	1:01.705	6	20.992	20.955	20.124	1:02.071
4	21.036	20.574	20.040	1:01.650	6	20.987	20.574	20.142	1:01.703	No.161 Defrancesco, Devlin				
5	21.418	21.160	20.299	1:02.877	No.144 Alex, -					1	24.177	21.406	20.355	1:05.938
6	21.136	20.590	20.250	1:01.976	1	24.537	21.740	20.444	1:06.721	2	21.166	20.581	19.956	1:01.703
No.122 Van Leeuwen, Martijn					2	21.251	21.007	20.193	1:02.451	3	21.336	20.637	20.010	1:01.983
1	22.855	21.227	20.160	1:04.242	3	21.636	20.823	20.055	1:02.514	4	21.034	20.739	20.377	1:02.150
2	21.329	20.905	20.183	1:02.417	4	21.059	20.594	20.024	1:01.677	5	21.630	21.357	19.931	1:02.918
3	21.184	20.660	19.985	1:01.829	5	20.988	21.033	20.193	1:02.214	6	21.030	21.049	19.986	1:02.065
4	21.088	20.534	19.899	1:01.521	6	20.902	20.681	20.021	1:01.604	No.167 Sette Camara, Sergio				
5	21.005	20.485	19.870	1:01.360	No.146 Pulcini, Leonardo					1	23.366	20.982	20.059	1:04.407
6	20.946	20.534	19.845	1:01.325	1	22.772	20.861	20.217	1:03.850	2	21.208	20.627	20.001	1:01.836
No.125 Betsch, Mick					2	21.228	20.861	20.162	1:02.251	3	21.166	20.604	19.868	1:01.638
1	24.607	21.721	20.409	1:06.737	3	21.380	20.963	20.233	1:02.576	4	21.097	20.526	19.775	1:01.398
2	21.287	20.969	20.211	1:02.467	4	21.735	20.860	20.752	1:03.347	5	21.198	20.610	19.790	1:01.598
3	21.272	20.771	19.979	1:02.022	5	21.049	20.574	19.988	1:01.611	6	20.999	20.532	19.720	1:01.251
4	21.125	20.536	20.007	1:01.668	6	21.005	20.536	20.027	1:01.568	No.168 Borrelli, Diego				
5	21.207	20.951	19.938	1:02.096	No.149 Lehouck, Arthur					1	25.531	21.582	22.045	1:09.158
6	20.954	20.768	19.865	1:01.587	1	24.598	21.263	20.373	1:06.234	2	21.394	20.794	20.117	1:02.305
No.126 Thompson, Parker					2	21.359	20.989	20.145	1:02.493	3	21.084	20.812	20.063	1:01.959
1	23.651	21.403	20.264	1:05.318	3	21.118	20.640	20.005	1:01.763	4	21.284	20.577	19.960	1:01.821
2	21.194	20.549	19.970	1:01.713	4	20.991	20.598	20.065	1:01.654					
3	22.005	20.830	20.164	1:02.999	5	21.335	20.798	19.930	1:02.063					
4	21.033	20.427	19.915	1:01.375	6	20.940	20.494	19.943	1:01.377					
5	21.041	20.467	19.798	1:01.306	No.156 Dallamano, Stefano									
6	20.944	20.496	20.275	1:01.715	1	25.992	21.816	20.677	1:08.485					



KF-Junior

Qualifying Heat C-F

Lap Time Analysis

For information purposes. No official / regulatory value

Laps	Sector 1	Sector 2	Sector 3	Lap Time
5	21.030	20.640	20.014	1:01.684
6	21.107	20.613	20.013	1:01.733

No.169 Masztalerz, Jakub

1	33.494	21.277	20.279	1:15.050
2	21.403	20.810	19.993	1:02.206
3	21.249	20.694	19.955	1:01.898
4	21.202	20.897	19.877	1:01.976
5	20.984	20.618	19.946	1:01.548
6	21.025	20.616	19.842	1:01.483

No.171 Floersch, Sophia

1	24.577	21.236	20.362	1:06.175
2	21.426	20.709	19.955	1:02.090
3	21.078	20.615	19.994	1:01.687
4	21.113	20.554	20.164	1:01.831
5	21.612	20.819	19.840	1:02.271
6	20.914	20.595	19.827	1:01.336

No.172 Gordeev, Alexander

1	32.225	21.141	20.294	1:13.660
2	21.275	20.899	19.997	1:02.171
3	21.200	20.725	19.922	1:01.847
4	21.147	20.727	19.967	1:01.841
5	21.094	20.617	19.967	1:01.678
6	21.088	20.592	19.905	1:01.585

No.177 Russo, Guillermo



























1	26.157	22.147	20.632	1:08.936
2	21.525	20.864	20.160	1:02.549
3	21.434	20.806	20.222	1:02.462
4	21.280	20.688	20.065	1:02.033
5	21.132	20.711	20.071	1:01.914
6	21.136	20.727	20.133	1:01.996

No.180 Johansson, Antti

1	25.639	21.502	20.685	1:07.826
2	21.400	20.959	20.229	1:02.588
3	21.155	20.982	20.025	1:02.162
4	21.067	20.622	20.002	1:01.691
5	21.052	20.698	19.944	1:01.694
6	20.987	20.625	20.032	1:01.644

KF-Junior**Qualifying Heat C-F****Document 35****Starting Grid**

Subject to scrutineering & sporting investigations

177	Russo, Guillermo FA Kart / Vortex / LeCont		13	139	Santos Gomez, Lisard Tony Kart / Vortex / LeCont	
127	Tarasov, Mikhail Tony Kart / Vortex / LeCont		12	180	Johansson, Antti Kosmic / Vortex / LeCont	
169	Masztalerz, Jakub Tony Kart / Vortex / LeCont		11	156	Dallamano, Stefano Kosmic / Parilla / LeCont	
149	Lehouck, Arthur Lenzokart / TM / LeCont		10	172	Gordeev, Alexander Tony Kart / Vortex / LeCont	
171	Floersch, Sophia Tony Kart / Vortex / LeCont		9	110	Bonduel, Amaury ART GP / TM / LeCont	
161	Defrancesco, Devlin Zanardi / BMB / LeCont		8	119	Marino, Sato Praga / Parilla / LeCont	
125	Betsch, Mick Tony Kart / Vortex / LeCont		7	168	Borrelli, Diego ART GP / TM / LeCont	
106	Daruvala, Jehan FA Kart / Vortex / LeCont		6	159	Leuillet, Tom Birel / TM / LeCont	
144	Alex, - DR / BMB / LeCont		5	126	Thompson, Parker Energy / TM / LeCont	
116	Mazepin, Nikita Tony Kart / Vortex / LeCont		4	157	Shwartzman, Robert Tony Kart / TM / LeCont	
146	Pulcini, Leonardo Tony Kart / Vortex / LeCont		3	167	Sette Camara, Sergio ART GP / TM / LeCont	
131	Sargeant, Logan Tony Kart / Vortex / LeCont		2	111	Aubry, Gabriel Birel / TM / LeCont	
158	Travisanutto, Lorenzo Tony Kart / Vortex / LeCont		1	122	Van Leeuwen, Martijn Zanardi / TM / LeCont	

POLE POSITION





KF-Junior

Qualifying Heat A-D

Document 51.1

Results

Subject to scrutineering & sporting investigations

Rnk	No.	Driver	Nat	Entrant	Nat	Equipment	Laps	Gap	Interv.	Best Lap	Penalty	Points
1	142	Norris, Lando		Ricky Flynn Motorsport		FA Kart / Vortex / LeCont	6			1:01.152		0
2	103	Kari, Niko		Ricky Flynn Motorsport		FA Kart / Vortex / LeCont	6	0.520	0.520	1:00.994		2
3	123	Defourny, Max		Defourny, Didier		Kosmic / TM / LeCont	6	1.184	0.664	1:01.202		3
4	108	Dionisios, Marcu		CRG SpA		CRG / BMB / LeCont	6	1.461	0.277	1:00.785		4
5	114	Elpitiya, Bryan		Energy Corse		Energy / TM / LeCont	6	1.793	0.332	1:01.382		5
6	104	Atoev, Vladimir		Team Komarov		Tony Kart / BMB / LeCont	6	2.438	0.645	1:01.494		6
7	138	Ahmed, Enaam		Ricky Flynn Motorsport		FA Kart / Vortex / LeCont	6	2.744	0.306	1:00.978		7
8	154	Milell, Noah		JP Racing		Exprit / Vortex / LeCont	6	4.069	1.325	1:01.442		8
9	102	Sitnikov, Nikita		Team Komarov		Tony Kart / BMB / LeCont	6	4.469	0.400	1:01.116		9
10	129	Vartanyan, Alexander		Ward Racing		Tony Kart / Vortex / LeCont	6	4.777	0.308	1:00.894		10
11	124	Bollier, Jules		Bollier, Romain		Kosmic / Parilla / LeCont	6	5.297	0.520	1:01.113		11
12	155	Munoz Fernandez, Adrian		Bermudez, Jose Luis		Tony Kart / Vortex / LeCont	6	5.697	0.400	1:01.273		12
13	183	Opmeer, Jarno		Maddox		Maddox / TM / LeCont	6	6.238	0.541	1:00.903		13
14	120	Skärås, Emil		Ward Racing		Tony Kart / Vortex / LeCont	6	11.456	5.218	1:02.099		14
15	181	Puhakka, Juuso		Kohtala Sports		Kosmic / Vortex / LeCont	6	11.487	0.031	1:01.953		15
16	165	Fontecha Martinez, Laia		AV Racers Intnal		Zanardi / BMB / LeCont	6	11.768	0.281	1:02.034		16
17	132	Zackary, Dante		Praga Kart Racing		Praga / Parilla / LeCont	6	12.450	0.682	1:02.200		17
18	151	Daim, Bin Hishammudin		Kosmic Racing Dept		Kosmic / Vortex / LeCont	6	13.285	0.835	1:01.467		18
19	135	Signorelli, Matias Ezequiel		Signorelli, Carlos Alberto		Tony Kart / Vortex / LeCont	6	13.677	0.392	1:02.690		19
20	133	Haapalainen, Tuomas		ART Grand Prix Srl		ART GP / TM / LeCont	6	20.482	6.805	1:01.574		20
21	166	Xia, Yifan		ART Grand Prix Srl		ART GP / TM / LeCont	6	37.159	16.677	1:01.832		21
22	130	Korpivaara, Ilmari		Ward Racing		Tony Kart / Vortex / LeCont	6	41.611	4.452	1:01.610	+10.000	22
23	173	Baiz, Mauricio		Birel Motorsport		Birel / TM / LeCont	2	4 Laps	4 Laps	1:02.903		23
24	147	Pasma, Patrik		MGM Racing		Birel / Parilla / LeCont	2	4 Laps	1.398	1:03.276		24
25	160	Pull, James		Chiesa Corse		Zanardi / BMB / LeCont	0	6 Laps	2 Laps			25
26	163	Machado Carrillo, Alexand		AV Racers Intnal		Zanardi / BMB / LeCont	0	6 Laps	0.327			26
27	174	Marinescu, Alexandra		DR Srl		DR / TM / LeCont	0	6 Laps	0.128			27

No.130 Korpivaara, Ilmari : 10 sec time penalty for bad manoeuvre (art 2.24 CIK General Prescriptions). According to Stewards' Decision No.33.

Leaders : No.142 Norris, Lando (1-6)

Start Time : 15/06 - 16:42:41

Best Lap : No.108 Dionisios, Marcu

1:00.785 100.68 Kph

Weather : Sunny Air : 31°C Track : Dry

Event Record : No.183 Opmeer, Jarno

1:00.521 101.12 Kph

DOCUMENT N° 33

**DÉCISION DES COMMISSAIRES SPORTIFS
STEWARDS' DECISION**

PÉNALITÉ INFLIGÉE AU CONCURRENT (NOM) : **Ward Racing**
 PENALTY INFLICTED UPON THE ENTRANT (NAME):

NATIONALITÉ / NATIONALITY: **SWE**

N°: **130** PILOTE : **Korpivaara, Ilmari**
 No.: DRIVER :

Concerne la partie de l'Épreuve : **KF-Junior - Qualifying Heat A-D**
 Concerns the part of the event:

ÉNONCÉ / STATEMENT:

10 sec time penalty in the above session concerned

MOTIF / REASON:

The driver concerned was involved in an incident. The driver forced out of the racing line the kart 173 and by this manoeuvre he overtook kart 173 (reported by the judge of fact). Having considered the report of the judge of fact, having considered the video sequence and after hearing the entrant concerned, the panel of stewards feels that this fact contravenes art 2.24 CIK General Prescriptions. The panel of stewards takes its decision in accordance with art 153 FIA International Sporting Code.

Décision annoncée
Decision announced

Date / Date: **15/06/2013**

Heure / Time: **18:34**

Nom / Name

Signature

Président du Collège / Chairman of the Panel:

Jaakko MARKULA (FIN) :

Membres du Collège / Members of the Panel:

Philippe DECAUD (FRA) :

Fidel GARCIA (ESP) :

NOTIFICATION AU CONCURRENT CONCERNÉ / NOTIFICATION TO THE RELEVANT ENTRANT

Je soussigné :
 I undersigned: Nom personnel / personal name

Représentant du Concurrent : **Ward Racing**
 Representing the Entrant: Nom du Concurrent / Entrant's name

Certifie avoir reçu notification du document N° **33** des Commissaires Sportifs de l'Épreuve.
 Certify that I have been notified of document No. by the Stewards of the Meeting.

Date : Heure / Time: Signature :



KF-Junior

Qualifying Heat A-D Lap Chart

For information purposes. No official / regulatory value

	1	2	3	4	5	6	7	8	9	10	11	12	13	14	15	16	17	18	19	20	21	22	23	24	25	26	27
Grid	142	154	123	103	114	129	104	124	108	155	173	133	160	138	183	130	163	166	151	174	132	102	147	181	135	120	165
Start	142	123	114	154	104	103	129	108	124	173	155	160	183	133	138	130	163	166	151	174	102	147	181	120	135	165	132
Lap 1 Interval	142	123 0.3	114 0.5	154 0.1	103 0.3	104 0.1	108 0.6	138 1.5	124 0.4	173 0.1	130 0.1	102 0.3	129 0.1	155 0.3	147 0.0	165 0.1	181 0.1	120 0.1	135 0.2	183 0.0	132 0.2	151 5.4	133 6.8	166 16.2			
Lap 2	142	123 0.5	114 0.1	103 0.3	154 0.3	104 0.0	108 0.2	138 1.5	124 0.8	102 0.4	130 0.2	129 0.0	173 0.1	155 0.3	165 0.8	147 0.1	181 0.1	183 0.1	120 0.2	132 0.2	135 0.2	151 5.3	133 6.0	166 16.4			
Lap 3	142	123 0.6	114 0.1	103 0.1	104 1.1	108 0.4	138 0.5	154 0.5	124 0.5	102 0.2	129 0.2	155 0.8	183 1.7	165 1.2	120 0.1	132 0.2	181 0.1	135 0.3	151 3.5	133 6.7	130 10.7	166 5.1					
Lap 4	142	103 0.8	123 0.1	114 0.3	104 0.6	108 0.2	138 0.6	154 0.8	102 0.9	124 0.5	129 0.0	155 0.3	183 1.3	120 2.6	165 0.3	181 0.2	132 0.2	135 0.4	151 2.0	133 6.9	130 10.8	166 5.1					
Lap 5	142	103 0.6	123 0.4	114 0.2	108 0.4	104 0.2	138 0.3	154 1.3	102 0.7	129 0.5	124 0.3	155 0.2	183 0.9	120 3.7	181 0.4	165 0.2	132 0.5	135 0.7	151 0.8	133 7.0	130 11.1	166 5.3					
Lap 6	142	103 0.5	123 0.6	108 0.2	114 0.3	104 0.6	138 0.3	154 1.3	102 0.4	129 0.3	124 0.5	155 0.4	183 0.5	120 5.2	181 0.0	165 0.2	132 0.6	151 0.8	135 0.3	133 6.8	130 11.1	166 5.5					



KF-Junior

Qualifying Heat A-D

Lap Time Analysis

For information purposes. No official / regulatory value

Laps	Sector 1	Sector 2	Sector 3	Lap Time	Laps	Sector 1	Sector 2	Sector 3	Lap Time	Laps	Sector 1	Sector 2	Sector 3	Lap Time	
No.102 Sitnikov, Nikita					2	21.429	20.784	20.258	1:02.471	5	21.469	21.094	20.180	1:02.743	
1	23.928	21.090	20.929	1:05.947	3	21.215	20.582	20.090	1:01.887	6	21.534	20.990	20.166	1:02.690	
2	21.211	20.668	20.157	1:02.036	4	21.187	20.817	20.116	1:02.120	No.138 Ahmed, Enaam					
3	21.124	20.610	19.905	1:01.639	5	21.025	20.518	19.944	1:01.487	1	23.711	21.228	20.436	1:05.375	
4	20.990	20.963	19.978	1:01.931	6	20.918	20.428	19.856	1:01.202	2	21.199	20.677	19.967	1:01.843	
5	20.882	20.551	19.846	1:01.279	No.124 Bollier, Jules					3	21.014	20.667	19.909	1:01.590	
6	20.844	20.461	19.811	1:01.116	1	24.421	21.241	20.605	1:06.267	4	21.020	20.590	19.829	1:01.439	
No.103 Kari, Niko					2	21.304	20.774	20.173	1:02.251	5	20.857	20.383	19.738	1:00.978	
1	22.393	21.071	20.117	1:03.581	3	21.195	20.573	20.049	1:01.817	6	20.754	20.326	20.375	1:01.455	
2	21.156	20.751	20.102	1:02.009	4	21.038	21.514	20.104	1:02.656	No.142 Norris, Lando					
3	21.076	20.553	20.018	1:01.647	5	20.934	20.513	20.163	1:01.610	1	21.537	20.751	20.132	1:02.420	
4	21.047	20.562	20.045	1:01.654	6	20.931	20.345	19.837	1:01.113	2	21.381	20.770	20.181	1:02.332	
5	20.843	20.484	19.868	1:01.195	No.129 Vartanyan, Alexander					3	21.150	20.619	20.006	1:01.775	
6	20.797	20.421	19.776	1:00.994	1	24.007	22.083	21.038	1:07.128	4	21.044	20.599	20.094	1:01.737	
No.104 Atoev, Vladimir					2	21.275	20.601	20.265	1:02.141	5	20.930	20.541	19.878	1:01.349	
1	22.325	21.226	20.232	1:03.783	3	21.313	20.436	19.889	1:01.638	6	20.863	20.453	19.836	1:01.152	
2	21.200	20.806	20.258	1:02.264	4	20.914	21.254	20.091	1:02.259	No.147 Pasma, Patrik					
3	21.561	20.870	19.957	1:02.388	5	20.949	20.469	19.794	1:01.212	1	24.192	21.535	20.595	1:06.322	
4	20.975	20.644	19.955	1:01.574	6	20.777	20.315	19.802	1:00.894	2	21.707	21.041	20.528	1:03.276	
5	20.902	20.662	19.936	1:01.500	No.130 Korpivaara, Ilmari					No.151 Daim, Bin Hishammudin					
6	20.899	20.596	19.999	1:01.494	1	24.222	21.010	20.762	1:05.994	1	24.295	27.686	21.221	1:13.202	
No.108 Dionisios, Marcu					2	21.297	20.778	20.499	1:02.574	2	21.397	20.799	21.013	1:03.209	
1	23.468	20.838	20.085	1:04.391	3	22.276	20.560	44.650	1:27.486	3	21.215	20.720	19.999	1:01.934	
2	21.078	20.547	20.206	1:01.831	4	21.174	20.717	19.971	1:01.862	4	21.047	20.695	19.925	1:01.667	
3	21.521	21.007	20.017	1:02.545	5	21.331	20.733	19.862	1:01.926	5	21.095	20.489	19.903	1:01.487	
4	20.901	20.528	19.951	1:01.380	6	21.179	20.595	19.836	1:01.610	6	20.923	20.433	20.111	1:01.467	
5	20.864	20.355	19.787	1:01.006	No.132 Zackary, Dante					No.154 Milell, Noah					
6	20.764	20.283	19.738	1:00.785	1	21.912	21.109	20.385	1:03.406	1	22.224	20.862	20.252	1:03.338	
No.114 Elpitiya, Bryan					2	21.465	21.241	20.297	1:03.003	2	21.349	21.011	20.315	1:02.675	
1	22.119	20.882	20.196	1:03.197	3	21.272	21.214	21.102	1:03.588	3	21.796	21.972	20.257	1:04.025	
2	21.216	20.701	20.192	1:02.109	4	21.116	21.340	20.660	1:03.116	4	21.078	20.613	20.063	1:01.754	
3	21.203	20.592	20.015	1:01.810	5	21.604	20.845	20.037	1:02.486	5	21.005	20.542	19.916	1:01.463	
4	21.549	20.688	20.089	1:02.326	6	21.403	20.719	20.078	1:02.200	6	20.995	20.499	19.948	1:01.442	
5	21.068	20.418	19.896	1:01.382	No.133 Haapalainen, Tuomas					No.155 Munoz Fernandez, Adrian					
6	21.043	20.707	19.851	1:01.601	1	38.698	21.253	20.410	1:20.361	1	23.613	21.450	22.116	1:07.179	
No.120 Skärås, Emil					2	21.371	20.847	20.185	1:02.403	2	21.343	20.752	20.168	1:02.263	
1	24.556	21.440	20.560	1:06.556	3	21.797	20.767	20.103	1:02.667	3	21.446	20.627	19.974	1:02.047	
2	21.592	21.424	20.317	1:03.333	4	21.158	20.735	19.958	1:01.851	4	21.045	20.668	20.063	1:01.776	
3	21.284	21.288	21.027	1:03.599	5	21.082	20.583	19.909	1:01.574	5	20.931	20.471	19.989	1:01.391	
4	21.147	21.244	20.208	1:02.599	6	21.053	20.606	19.975	1:01.634	6	20.924	20.439	19.910	1:01.273	
5	21.175	20.843	20.081	1:02.099	No.135 Signorelli, Matias Ezequiel					No.165 Fontecha Martinez, Laia					
6	21.068	21.017	20.280	1:02.365	1	24.524	21.657	20.477	1:06.658	1	24.024	21.355	20.711	1:06.090	
No.123 Defourny, Max					2	21.793	21.563	20.320	1:03.676	2	21.481	21.182	20.265	1:02.928	
1	21.776	20.706	20.232	1:02.714	3	21.612	21.255	20.912	1:03.779	3	21.101	22.141	20.879	1:04.121	
					4	21.523	21.212	20.388	1:03.123						



KF-Junior

Qualifying Heat A-D

Lap Time Analysis

For information purposes. No official / regulatory value

Laps	Sector 1	Sector 2	Sector 3	Lap Time
4	21.376	21.277	20.472	1:03.125
5	21.029	20.917	20.436	1:02.382
6	21.098	20.694	20.242	1:02.034

No.166 Xia, Yifan

1	54.273	21.356	20.708	1:36.337
2	21.476	20.833	20.309	1:02.618
3	21.224	20.734	20.160	1:02.118
4	21.046	20.761	20.107	1:01.914
5	21.259	20.711	20.108	1:02.078
6	21.227	20.684	19.921	1:01.832

No.173 Baiz, Mauricio

1	23.617	21.618	21.091	1:06.326
2	21.098	21.031	20.774	1:02.903

No.181 Puhakka, Juuso















1	24.431	21.499	20.654	1:06.584
2	21.554	21.142	20.363	1:03.059
3	21.305	22.317	20.731	1:04.353
4	21.197	21.279	20.331	1:02.807
5	21.107	20.812	20.034	1:01.953
6	20.988	20.792	20.196	1:01.976

No.183 Opmeer, Jarno

1	26.493	21.031	20.259	1:07.783
2	21.457	20.951	20.425	1:02.833
3	21.393	21.026	19.993	1:02.412
4	20.965	20.562	19.831	1:01.358
5	20.809	20.413	19.750	1:00.972
6	20.823	20.314	19.766	1:00.903

KF-Junior**Qualifying Heat A-D****Document 34****Starting Grid**

Subject to scrutineering & sporting investigations

165	Fontecha Martinez, Laia Zanardi / BMB / LeCont		14		
135	Signorelli, Matias Ezequiel Tony Kart / Vortex / LeCont		13	120	Skärås, Emil Tony Kart / Vortex / LeCont
147	Pasma, Patrik Birel / Parilla / LeCont		12	181	Puhakka, Juuso Kosmic / Vortex / LeCont
132	Zackary, Dante Praga / Parilla / LeCont		11	102	Sitnikov, Nikita Tony Kart / BMB / LeCont
151	Daim, Bin Hishammudin Kosmic / Vortex / LeCont		10	174	Marinescu, Alexandra DR / TM / LeCont
163	Machado Carrillo, Alexandre Zanardi / BMB / LeCont		9	166	Xia, Yifan ART GP / TM / LeCont
183	Opmeer, Jarno Maddox / TM / LeCont		8	130	Korpivaara, Ilmari Tony Kart / Vortex / LeCont
160	Pull, James Zanardi / BMB / LeCont		7	138	Ahmed, Enaam FA Kart / Vortex / LeCont
173	Baiz, Mauricio Birel / TM / LeCont		6	133	Haapalainen, Tuomas ART GP / TM / LeCont
108	Dionisios, Marcu CRG / BMB / LeCont		5	155	Munoz Fernandez, Adrian Tony Kart / Vortex / LeCont
104	Atoev, Vladimir Tony Kart / BMB / LeCont		4	124	Bollier, Jules Kosmic / Parilla / LeCont
114	Elpitiya, Bryan Energy / TM / LeCont		3	129	Vartanyan, Alexander Tony Kart / Vortex / LeCont
123	Defourny, Max Kosmic / TM / LeCont		2	103	Kari, Niko FA Kart / Vortex / LeCont
142	Norris, Lando FA Kart / Vortex / LeCont		1	154	Milell, Noah Exprit / Vortex / LeCont

POLE POSITION





KF-Junior

Qualifying Heat B-E

Document 50

Results

Subject to scrutineering & sporting investigations

Rnk	No.	Driver	Nat	Entrant	Nat	Equipment	Laps	Gap	Interv.	Best Lap	Points
1	136	Beckmann, David		Zanardi		Zanardi / BMB / LeCont	6			1:00.771	0
2	117	Raspatelli, Matteo		Baby Race Srl		Tony Kart / Parilla / LeCont	6	1.737	1.737	1:01.204	2
3	176	Raucci, Giuliano		Gandolfi Ennio Racing		Energy / TM / LeCont	6	3.340	1.603	1:01.142	3
4	179	Chaimongkol, Sasakorn		Millennium Motorsport		Kosmic / TM / LeCont	6	3.642	0.302	1:01.149	4
5	107	Bale, Thomas Michael		Ricky Flynn Motorsport		FA Kart / Vortex / LeCont	6	4.892	1.250	1:01.187	5
6	109	Ticktum, Daniel		Ricky Flynn Motorsport		FA Kart / Vortex / LeCont	6	5.307	0.415	1:01.263	6
7	101	Lorandi, Alessio		Baby Race Srl		Tony Kart / Parilla / LeCont	6	5.558	0.251	1:01.033	7
8	134	Peltola, Olli		ART Grand Prix Srl		ART GP / TM / LeCont	6	5.768	0.210	1:01.495	8
9	140	Fewtrell, Max		Ricky Flynn Motorsport		FA Kart / Vortex / LeCont	6	6.124	0.356	1:01.326	9
10	162	Lorandi, Leonardo		Baby Race Srl		Tony Kart / Parilla / LeCont	6	6.552	0.428	1:01.374	10
11	112	Lessennes, Benjamin		Kosmic Racing Dept		Kosmic / Vortex / LeCont	6	7.323	0.771	1:01.789	11
12	182	Azedo Sousa, Yohan		YKart Competition Team		Zanardi / BMB / LeCont	6	7.373	0.050	1:01.359	12
13	148	Lundgaard, Daniel		Lundgaard, Henrik		Zanardi / Vortex / LeCont	6	7.425	0.052	1:01.353	13
14	128	Lundqvist, Linus		Ward Racing		Tony Kart / Vortex / LeCont	6	7.575	0.150	1:01.311	14
15	178	Fittje, Jannes		Keijzer Racing		Zanardi / TM / LeCont	6	8.333	0.758	1:01.655	15
16	115	Hagenaes, Johan Nicolai		Mach 1 Motorsport		Mach 1 / TM / LeCont	6	8.959	0.626	1:01.368	16
17	105	Florescu, Petru		Morsicani Racing		Tony Kart / Vortex / LeCont	6	9.267	0.308	1:01.772	17
18	145	Mosca, Tommaso		Mosca, Diego		Tony Kart / BMB / LeCont	6	9.572	0.305	1:01.661	18
19	175	Martynyuk, Maxim		Energy Germany		Energy / TM / LeCont	6	9.840	0.268	1:01.369	19
20	121	Valtonen, Isac		Energy Corse		Energy / TM / LeCont	6	10.113	0.273	1:01.438	20
21	141	Shlom, Yan Leon		Shlom, Vadim		Tony Kart / Parilla / LeCont	6	11.239	1.126	1:01.865	21
22	150	Squaranti, Federico		Kosmic Racing Dept		Kosmic / Vortex / LeCont	6	11.809	0.570	1:01.712	22
23	184	Reicher, Simon		RK Racing Team		RK / TM / LeCont	6	11.953	0.144	1:01.978	23
24	153	Hobart, Matthias		Kartban Motorsport S.L.		Birel / TM / LeCont	6	13.848	1.895	1:02.332	24
25	152	Mathiesen, Dennis		Mathiesen, Kim		Tony Kart / Vortex / LeCont	6	40.336	26.488	1:01.867	25
26	164	Garcia Lopez, Marta		AV Racers Intnal		Zanardi / BMB / LeCont	0	6 Laps	6 Laps		26

Not Classified

170	Krencisz, Jan		Amo Racing Team		Tony Kart / Vortex / LeCont		DNS				29
-----	---------------	--	-----------------	--	-----------------------------	--	-----	--	--	--	----

Leaders : No.136 Beckmann, David (1-6)

Start Time : 15/06 - 16:21:42

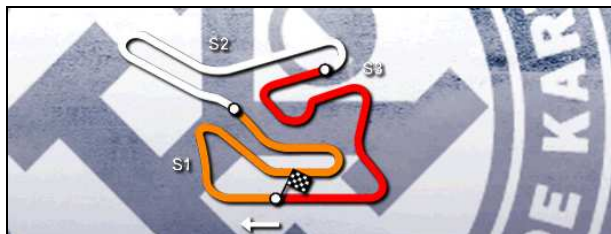
Best Lap : No.136 Beckmann, David

1:00.771 100.70 Kph

Weather : Sunny Air : 31°C Track : Dry

Event Record : No.183 Opmeer, Jarno

1:00.521 101.12 Kph



KF-Junior

Qualifying Heat B-E

Lap Chart

For information purposes. No official / regulatory value

	1	2	3	4	5	6	7	8	9	10	11	12	13	14	15	16	17	18	19	20	21	22	23	24	25	26	27
Grid	136	176	117	179	112	105	107	101	134	162	140	109	128	182	145	178	121	148	170	175	150	115	164	184	141	152	153
Start	136	117	176	112	179	107	105	134	101	140	128	162	109	182	178	148	175	145	121	184	150	164	152	115	141	153	
Lap 1 Interval	136	117 0.6	112 0.3	176 0.8	179 0.2	101 0.1	107 0.1	134 0.3	109 0.4	140 0.4	182 0.2	128 0.3	162 0.1	105 0.1	148 0.2	145 0.0	178 0.1	115 0.5	150 0.2	121 0.0	141 0.1	184 0.3	175 0.0	153 0.2	152 29.2		
Lap 2	136	117 0.5	112 0.6	176 0.4	179 0.2	101 0.1	107 0.1	134 0.3	109 0.2	140 0.8	128 0.7	162 0.2	182 0.0	148 0.2	178 0.6	105 0.1	115 0.2	145 0.2	150 0.1	121 0.1	141 0.1	175 0.2	184 0.0	153 0.6	152 28.6		
Lap 3	136	117 0.6	112 0.9	176 0.2	179 0.6	109 0.4	107 0.1	134 0.2	101 0.1	140 0.2	162 1.1	182 0.1	148 0.2	128 0.0	178 0.5	105 0.3	115 0.0	145 0.3	150 0.0	175 0.2	121 0.1	141 0.1	184 0.6	153 0.9	152 28.0		
Lap 4	136	117 0.9	176 1.6	179 0.4	107 1.0	109 0.0	134 0.0	101 0.3	112 0.0	140 0.2	162 0.5	182 0.1	148 0.8	128 0.3	178 0.1	105 0.3	115 0.1	145 0.5	121 0.4	175 0.1	141 0.2	150 0.3	184 0.3	153 1.3	152 27.5		
Lap 5	136	117 1.3	176 1.6	179 0.2	107 1.2	109 0.3	134 0.2	101 0.2	140 0.2	162 0.2	112 0.2	182 0.2	148 0.4	128 0.2	178 0.4	105 0.7	115 0.1	145 0.1	175 0.7	121 0.2	141 0.1	150 0.2	184 0.5	153 1.8	152 26.8		
Lap 6	136	117 1.7	176 1.6	179 0.3	107 1.2	109 0.4	101 0.2	134 0.2	140 0.3	162 0.4	112 0.7	182 0.0	148 0.0	128 0.1	178 0.7	115 0.6	105 0.3	145 0.3	175 0.2	121 0.2	141 1.1	150 0.5	184 0.1	153 1.8	152 26.4		



KF-Junior

Qualifying Heat B-E

Lap Time Analysis

For information purposes. No official / regulatory value

Laps	Sector 1	Sector 2	Sector 3	Lap Time	Laps	Sector 1	Sector 2	Sector 3	Lap Time	Laps	Sector 1	Sector 2	Sector 3	Lap Time
No.101 Lorandi, Alessio					2	21.111	20.551	20.147	1:01.809	5	21.094	20.658	20.113	1:01.865
1	22.471	20.809	20.200	1:03.480	3	21.020	20.503	19.984	1:01.507	6	21.154	20.798	20.455	1:02.407
2	21.081	20.518	20.060	1:01.659	4	20.865	20.492	19.913	1:01.270	No.145 Mosca, Tommaso				
3	21.008	20.932	20.947	1:02.887	5	20.855	20.477	19.917	1:01.249	1	23.099	21.450	20.646	1:05.195
4	21.159	20.696	20.013	1:01.868	6	20.894	20.482	19.828	1:01.204	2	21.521	21.159	20.442	1:03.122
5	21.162	20.600	19.996	1:01.758	No.121 Valtonen, Isac					3	21.017	20.568	20.337	1:01.922
6	20.831	20.359	19.843	1:01.033	1	23.405	21.941	20.737	1:06.083	4	21.026	21.067	19.959	1:02.052
No.105 Florescu, Petru					2	21.371	20.589	20.508	1:02.468	5	21.023	20.632	20.006	1:01.661
1	23.167	21.346	21.537	1:06.050	3	21.089	20.624	20.459	1:02.172	6	21.254	20.559	19.994	1:01.807
2	21.769	21.034	20.203	1:03.006	4	21.046	20.884	19.980	1:01.910	No.148 Lundgaard, Daniel				
3	21.039	20.687	20.195	1:01.921	5	21.033	20.835	20.294	1:02.162	1	23.165	21.201	20.904	1:05.270
4	21.001	20.737	20.034	1:01.772	6	21.120	20.469	19.849	1:01.438	2	21.297	20.695	19.952	1:01.944
5	21.303	20.660	20.065	1:02.028	No.128 Lundqvist, Linus					3	21.115	20.524	20.112	1:01.751
6	20.955	20.824	20.065	1:01.844	1	23.182	21.801	20.390	1:05.373	4	21.344	20.682	19.898	1:01.924
No.107 Bale, Thomas Michael					2	21.071	20.446	20.435	1:01.952	5	20.995	20.470	19.888	1:01.353
1	22.639	21.230	20.090	1:03.959	3	21.005	20.655	20.715	1:02.375	6	20.924	20.471	20.120	1:01.515
2	21.033	20.535	20.084	1:01.652	4	21.320	20.785	20.052	1:02.157	No.150 Squaranti, Federico				
3	21.017	20.696	20.567	1:02.280	5	20.934	20.392	19.985	1:01.311	1	23.488	21.498	20.958	1:05.944
4	20.917	20.480	20.447	1:01.844	6	20.917	20.473	19.999	1:01.389	2	21.239	20.657	20.466	1:02.362
5	20.994	20.566	19.825	1:01.385	No.134 Peltola, Olli					3	21.093	20.635	20.149	1:01.877
6	20.951	20.430	19.806	1:01.187	1	22.788	21.248	20.068	1:04.104	4	21.049	21.821	20.319	1:03.189
No.109 Ticktum, Daniel					2	21.163	20.523	19.952	1:01.638	5	20.963	20.617	20.132	1:01.712
1	22.815	21.233	20.166	1:04.214	3	21.307	20.566	20.334	1:02.207	6	21.052	20.797	20.925	1:02.774
2	20.987	20.449	19.933	1:01.369	4	20.970	20.509	20.151	1:01.630	No.152 Mathiesen, Dennis				
3	20.986	20.444	20.129	1:01.559	5	21.483	20.525	19.885	1:01.893	1	54.037	21.278	20.598	1:35.913
4	20.863	20.369	20.806	1:02.038	6	20.962	20.633	19.900	1:01.495	2	21.293	20.845	20.093	1:02.231
5	21.331	20.465	19.886	1:01.682	No.136 Beckmann, David					3	21.166	20.750	20.193	1:02.109
6	20.893	20.474	19.896	1:01.263	1	21.294	20.498	19.870	1:01.662	4	21.150	20.928	20.057	1:02.135
No.112 Lessennes, Benjamin					2	21.265	20.654	19.999	1:01.918	5	21.121	20.782	19.964	1:01.867
1	21.809	20.685	20.070	1:02.564	3	20.986	20.497	19.874	1:01.357	6	21.167	20.774	20.014	1:01.955
2	21.213	20.701	20.194	1:02.108	4	20.876	20.435	19.750	1:01.061	No.153 Hobart, Matthias				
3	21.095	20.663	20.031	1:01.789	5	20.835	20.367	19.649	1:00.851	1	23.586	21.520	21.126	1:06.232
4	21.050	20.688	22.125	1:03.863	6	20.833	20.312	19.626	1:00.771	2	21.585	20.922	20.381	1:02.888
5	21.403	20.853	20.178	1:02.434	No.140 Fewtrell, Max					3	21.452	20.899	20.379	1:02.730
6	20.919	20.682	20.451	1:02.052	1	23.231	21.180	20.486	1:04.897	4	21.377	20.975	20.245	1:02.597
No.115 Hagenaes, Johan Nicolai					2	21.084	20.594	20.133	1:01.811	5	21.405	20.880	20.275	1:02.560
1	23.157	21.470	20.817	1:05.444	3	20.958	20.464	20.065	1:01.487	6	21.244	20.846	20.242	1:02.332
2	21.253	20.713	20.316	1:02.282	4	21.043	20.914	20.015	1:01.972	No.162 Lorandi, Leonardo				
3	21.026	20.579	20.190	1:01.795	5	21.244	20.543	19.927	1:01.714	1	23.168	21.900	20.400	1:05.468
4	21.106	20.708	20.044	1:01.858	6	20.823	20.377	20.126	1:01.326	2	21.160	20.496	20.345	1:02.001
5	21.355	20.621	20.047	1:02.023	No.141 Shlom, Yan Leon					3	20.915	20.606	20.162	1:01.683
6	20.983	20.474	19.911	1:01.368	1	23.605	21.486	20.820	1:05.911	4	20.880	20.526	19.968	1:01.374
No.117 Raspatelli, Matteo					2	21.334	20.703	20.411	1:02.448	5	20.888	20.661	19.877	1:01.426
1	21.689	20.514	20.047	1:02.250	3	21.104	20.783	20.264	1:02.151	6	20.870	20.583	20.038	1:01.491
4	21.190	20.883	20.150	1:02.223										



KF-Junior

Qualifying Heat B-E

Lap Time Analysis

For information purposes. No official / regulatory value

Laps Sector 1 Sector 2 Sector 3 Lap Time

No.175 Martynyuk, Maxim

Laps	Sector 1	Sector 2	Sector 3	Lap Time
1	23.443	21.454	21.842	1:06.739
2	21.328	20.623	20.415	1:02.366
3	20.960	20.521	20.064	1:01.545
4	20.933	21.345	20.000	1:02.278
5	21.059	20.722	19.988	1:01.769
6	20.949	20.481	19.939	1:01.369

No.176 Raucci, Giuliano

Laps	Sector 1	Sector 2	Sector 3	Lap Time
1	22.573	20.813	20.048	1:03.434
2	21.125	20.528	20.091	1:01.744
3	21.057	20.461	20.026	1:01.544
4	20.980	20.635	20.086	1:01.701
5	20.887	20.493	19.927	1:01.307
6	20.939	20.427	19.776	1:01.142

No.178 Fittje, Jannes

Laps	Sector 1	Sector 2	Sector 3	Lap Time
1	23.169	21.736	20.898	1:05.803
2	21.489	20.693	20.212	1:02.394
3	20.998	20.572	20.180	1:01.750
4	21.029	20.622	20.101	1:01.752
5	21.010	20.563	20.082	1:01.655
6	21.001	20.659	20.000	1:01.660

No.179 Chaimongkol, Sasakorn

Laps	Sector 1	Sector 2	Sector 3	Lap Time
1	22.410	20.999	20.207	1:03.616
2	21.076	20.513	20.105	1:01.694
3	21.272	20.744	19.961	1:01.977
4	21.026	20.394	20.064	1:01.484
5	20.919	20.398	19.863	1:01.180
6	20.904	20.392	19.853	1:01.149















No.182 Azedo Sousa, Yohan

Laps	Sector 1	Sector 2	Sector 3	Lap Time
1	23.131	21.034	20.631	1:04.796
2	20.977	20.694	20.947	1:02.618
3	21.011	20.573	20.127	1:01.711
4	20.960	20.473	19.926	1:01.359
5	20.891	20.678	20.187	1:01.756
6	20.835	20.626	20.421	1:01.882

No.184 Reicher, Simon

Laps	Sector 1	Sector 2	Sector 3	Lap Time
1	24.118	21.459	20.978	1:06.555
2	21.639	20.749	20.133	1:02.521
3	21.599	20.757	20.046	1:02.402
4	21.271	20.804	20.199	1:02.274
5	21.173	20.753	20.052	1:01.978
6	21.186	20.722	20.416	1:02.324



153	Hobart, Matthias Birel / TM / LeCont		14		
141	Shlom, Yan Leon Tony Kart / Parilla / LeCont		13	152	Mathiesen, Dennis Tony Kart / Vortex / LeCont
164	Garcia Lopez, Marta Zanardi / BMB / LeCont		12	184	Reicher, Simon RK / TM / LeCont
150	Squaranti, Federico Kosmic / Vortex / LeCont		11	115	Hagenaes, Johan Nicolai Mach 1 / TM / LeCont
170	Krencisz, Jan Tony Kart / Vortex / LeCont		10	175	Martynyuk, Maxim Energy / TM / LeCont
121	Valtonen, Isac Energy / TM / LeCont		9	148	Lundgaard, Daniel Zanardi / Vortex / LeCont
145	Mosca, Tommaso Tony Kart / BMB / LeCont		8	178	Fittje, Jannes Zanardi / TM / LeCont
128	Lundqvist, Linus Tony Kart / Vortex / LeCont		7	182	Azedo Sousa, Yohan Zanardi / BMB / LeCont
140	Fewtrell, Max FA Kart / Vortex / LeCont		6	109	Ticktum, Daniel FA Kart / Vortex / LeCont
134	Peltola, Olli ART GP / TM / LeCont		5	162	Lorandi, Leonardo Tony Kart / Parilla / LeCont
107	Bale, Thomas Michael FA Kart / Vortex / LeCont		4	101	Lorandi, Alessio Tony Kart / Parilla / LeCont
112	Lessennes, Benjamin Kosmic / Vortex / LeCont		3	105	Florescu, Petru Tony Kart / Vortex / LeCont
117	Raspatelli, Matteo Tony Kart / Parilla / LeCont		2	179	Chaimongkol, Sasakorn Kosmic / TM / LeCont
136	Beckmann, David Zanardi / BMB / LeCont		1	176	Raucci, Giuliano Energy / TM / LeCont

POLE POSITION





KF-Junior

Qualifying Heat D-F

Document 49

Results

Subject to scrutineering & sporting investigations

Rnk	No.	Driver	Nat	Entrant	Nat	Equipment	Laps	Gap	Interv.	Best Lap	Points
1	122	Van Leeuwen, Martijn		Keijzer Racing		Zanardi / TM / LeCont	6			1:01.349	0
2	103	Kari, Niko		Ricky Flynn Motorsport		FA Kart / Vortex / LeCont	6	0.348	0.348	1:01.336	2
3	111	Aubry, Gabriel		Birel Motorsport		Birel / TM / LeCont	6	0.645	0.297	1:01.297	3
4	129	Vartanyan, Alexander		Ward Racing		Tony Kart / Vortex / LeCont	6	1.101	0.456	1:01.122	4
5	138	Ahmed, Enaam		Ricky Flynn Motorsport		FA Kart / Vortex / LeCont	6	1.641	0.540	1:01.207	5
6	133	Haapalainen, Tuomas		ART Grand Prix Srl		ART GP / TM / LeCont	6	3.032	1.391	1:01.793	6
7	124	Bollier, Jules		Bollier, Romain		Kosmic / Parilla / LeCont	6	3.667	0.635	1:01.685	7
8	154	Milell, Noah		JP Racing		Exprit / Vortex / LeCont	6	3.871	0.204	1:01.838	8
9	181	Puhakka, Juuso		Kohtala Sports		Kosmic / Vortex / LeCont	6	4.086	0.215	1:01.781	9
10	126	Thompson, Parker		Energy Corse		Energy / TM / LeCont	6	4.196	0.110	1:01.524	10
11	167	Sette Camara, Sergio		ART Grand Prix Srl		ART GP / TM / LeCont	6	4.544	0.348	1:01.721	11
12	168	Borrelli, Diego		ART Grand Prix Srl		ART GP / TM / LeCont	6	5.079	0.535	1:01.821	12
13	110	Bonduel, Amaury		Bonduel Racing		ART GP / TM / LeCont	6	5.311	0.232	1:01.840	13
14	180	Johansson, Antti		Kohtala Sports		Kosmic / Vortex / LeCont	6	5.493	0.182	1:01.966	14
15	159	Leuillet, Tom		Leuillet, Francis		Birel / TM / LeCont	6	5.798	0.305	1:01.911	15
16	156	Dallamano, Stefano		Cancelli, Franck		Kosmic / Parilla / LeCont	6	5.943	0.145	1:02.078	16
17	130	Korpivaara, Ilmari		Ward Racing		Tony Kart / Vortex / LeCont	6	6.280	0.337	1:01.516	17
18	119	Marino, Sato		Praga Kart Racing		Praga / Parilla / LeCont	6	6.901	0.621	1:01.679	18
19	139	Santos Gomez, Lisard		Simon Julve, Ruben		Tony Kart / Vortex / LeCont	6	8.538	1.637	1:01.793	19
20	172	Gordeev, Alexander		Ward Racing		Tony Kart / Vortex / LeCont	6	8.703	0.165	1:01.996	20
21	155	Munoz Fernandez, Adrian		Bermudez, Jose Luis		Tony Kart / Vortex / LeCont	6	9.042	0.339	1:01.774	21
22	102	Sitnikov, Nikita		Team Komarov		Tony Kart / BMB / LeCont	6	9.243	0.201	1:01.614	22
23	174	Marinescu, Alexandra		DR Srl		DR / TM / LeCont	6	9.504	0.261	1:01.817	23
24	120	Skärås, Emil		Ward Racing		Tony Kart / Vortex / LeCont	6	9.583	0.079	1:01.792	24
25	166	Xia, Yifan		ART Grand Prix Srl		ART GP / TM / LeCont	6	18.010	8.427	1:01.966	25
26	157	Shwartzman, Robert		Forza Racing		Tony Kart / TM / LeCont	0	6 Laps	6 Laps		26

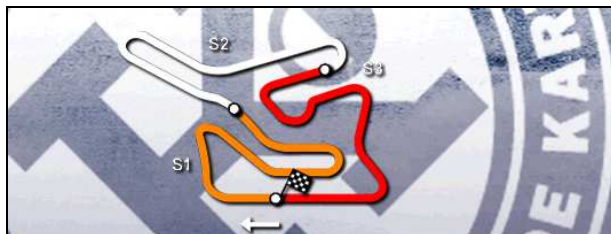
Leaders : No.122 Van Leeuwen, Martijn (1-6)

Start Time : 15/06 - 15:21:40

Best Lap : No.129 Vartanyan, Alexander 1:01.122 100.12 Kph

Weather : Sunny Air : 31°C Track : Dry

Event Record : No.183 Opmeer, Jarno 1:00.521 101.12 Kph



KF-Junior

Qualifying Heat D-F Lap Chart

For information purposes. No official / regulatory value

	1	2	3	4	5	6	7	8	9	10	11	12	13	14	15	16	17	18	19	20	21	22	23	24	25	26
Grid	154	122	103	111	129	167	124	157	155	126	133	159	138	168	130	119	166	110	174	172	102	156	181	180	120	139
Start	154	122	103	111	129	167	124	157	155	126	133	159	138	168	130	119	166	110	174	172	102	156	181	120	180	139
Lap 1 Interval	122	154 0.5	124 0.2	103 0.1	111 0.3	138 0.3	129 0.1	167 0.2	133 0.1	168 0.6	159 0.2	181 0.1	110 0.1	156 0.3	174 0.2	180 0.2	126 0.1	139 0.2	120 0.3	130 1.3	119 0.1	172 0.7	102 0.4	155 0.7	166 5.1	
Lap 2	122	103 0.9	124 0.4	138 0.2	111 0.0	129 0.0	133 0.2	167 0.1	154 0.3	168 0.1	181 0.4	159 0.3	110 0.2	156 0.2	126 0.0	180 0.2	174 1.1	120 0.0	139 0.2	130 0.4	119 0.2	102 0.5	172 0.3	155 0.9	166 7.0	
Lap 3	122	103 0.6	111 0.5	124 0.2	138 0.1	129 0.0	167 0.2	133 0.1	154 0.2	168 0.4	181 0.2	159 0.3	110 0.1	126 0.2	156 0.2	180 0.1	130 1.9	119 0.2	120 0.2	139 0.1	172 0.2	174 0.4	102 0.3	155 0.2	166 8.0	
Lap 4	122	103 0.4	111 0.4	124 0.5	129 0.1	138 0.2	167 0.1	133 0.2	154 0.2	168 0.3	181 0.1	159 0.5	126 0.1	110 0.2	156 0.4	180 0.0	130 1.6	119 0.3	172 0.9	139 0.1	174 0.4	102 0.1	155 0.0	120 0.3	166 8.0	
Lap 5	122	103 0.3	111 0.2	129 0.6	138 0.4	133 0.8	124 0.1	167 0.0	154 0.1	181 0.2	168 0.2	126 0.1	159 0.3	110 0.2	180 0.6	156 0.3	130 0.9	119 0.4	139 1.2	172 0.1	174 0.3	155 0.2	102 0.2	120 0.3	166 8.2	
Lap 6	122	103 0.3	111 0.2	129 0.4	138 0.5	133 1.3	124 0.6	154 0.2	181 0.2	126 0.1	167 0.3	168 0.5	110 0.2	180 0.1	159 0.3	156 0.1	130 0.3	119 0.6	139 1.6	172 0.1	155 0.3	102 0.2	174 0.2	120 0.0	166 8.4	



KF-Junior

Qualifying Heat D-F

Lap Time Analysis

For information purposes. No official / regulatory value

Laps	Sector 1	Sector 2	Sector 3	Lap Time	Laps	Sector 1	Sector 2	Sector 3	Lap Time	Laps	Sector 1	Sector 2	Sector 3	Lap Time
No.102 Sitnikov, Nikita					2	21.530	20.856	20.279	1:02.665	5	20.948	20.719	19.860	1:01.527
1	29.722	20.861	20.276	1:10.859	3	21.299	20.646	20.061	1:02.006	6	20.932	20.395	19.880	1:01.207
2	21.093	20.495	20.026	1:01.614	4	21.131	20.569	20.032	1:01.732	No.139 Santos Gomez, Lisard				
3	21.068	21.795	20.257	1:03.120	5	21.100	20.561	19.904	1:01.565	1	25.210	21.482	20.853	1:07.545
4	21.012	20.736	20.454	1:02.202	6	21.011	20.461	19.877	1:01.349	2	21.460	21.138	20.914	1:03.512
5	21.179	20.779	20.110	1:02.068	No.124 Bollier, Jules					3	21.441	21.659	20.141	1:03.241
6	21.034	20.456	20.289	1:01.779	1	23.111	20.795	20.518	1:04.424	4	21.561	20.901	20.084	1:02.546
No.103 Kari, Niko					2	21.666	21.279	20.273	1:03.218	5	21.109	20.656	20.028	1:01.793
1	23.657	20.853	20.250	1:04.760	3	21.160	20.860	20.158	1:02.178	6	21.114	20.703	20.209	1:02.026
2	21.541	20.932	20.149	1:02.622	4	20.993	20.623	20.069	1:01.685	No.154 Milell, Noah				
3	21.065	20.667	20.027	1:01.759	5	21.036	21.631	20.230	1:02.897	1	22.502	21.312	20.610	1:04.424
4	20.974	20.544	19.964	1:01.482	6	21.258	20.911	20.065	1:02.234	2	22.206	21.924	20.468	1:04.598
5	20.938	20.596	19.966	1:01.500	No.126 Thompson, Parker					3	21.171	20.491	20.178	1:01.840
6	20.955	20.426	19.955	1:01.336	1	26.146	21.516	20.314	1:07.976	4	21.035	20.686	20.117	1:01.838
No.110 Bonduel, Amaury					2	21.375	20.643	20.163	1:02.181	5	20.964	20.863	20.230	1:02.057
1	24.802	21.261	20.604	1:06.667	3	21.246	20.430	20.141	1:01.817	6	21.288	20.840	20.159	1:02.287
2	21.450	20.837	20.529	1:02.816	4	21.186	20.467	19.988	1:01.641	No.155 Munoz Fernandez, Adrian				
3	21.189	20.604	20.126	1:01.919	5	21.194	20.447	19.883	1:01.524	1	30.591	21.031	20.526	1:12.148
4	21.141	20.827	20.182	1:02.150	6	21.400	20.482	20.022	1:01.904	2	21.269	20.602	20.206	1:02.077
5	21.097	20.592	20.151	1:01.840	No.129 Vartanyan, Alexander					3	21.053	20.630	20.396	1:02.079
6	21.164	21.017	20.257	1:02.438	1	24.455	20.702	20.375	1:05.532	4	21.033	20.762	20.276	1:02.071
No.111 Aubry, Gabriel					2	21.141	21.041	20.414	1:02.596	5	21.167	20.605	20.002	1:01.774
1	23.994	20.772	20.327	1:05.093	3	21.295	20.583	20.108	1:01.986	6	21.010	20.496	20.289	1:01.795
2	21.294	21.131	20.553	1:02.978	4	21.051	20.517	20.019	1:01.587	No.156 Dallamano, Stefano				
3	21.209	20.386	20.012	1:01.607	5	20.985	20.428	19.904	1:01.317	1	24.922	21.214	20.697	1:06.833
4	20.995	20.456	19.917	1:01.368	6	20.954	20.261	19.907	1:01.122	2	21.408	20.909	20.393	1:02.710
5	20.980	20.418	19.899	1:01.297	No.130 Korpivaara, Ilmari					3	21.440	20.586	20.153	1:02.179
6	20.987	20.390	19.987	1:01.364	1	27.844	21.307	20.597	1:09.748	4	21.058	20.555	20.465	1:02.078
No.119 Marino, Sato					2	21.362	20.716	20.159	1:02.237	5	21.224	20.979	20.166	1:02.369
1	27.874	21.244	20.688	1:09.806	3	21.170	20.994	20.019	1:02.183	6	21.110	20.776	20.216	1:02.102
2	21.347	20.724	20.263	1:02.334	4	21.087	20.600	19.969	1:01.656	No.159 Leuillet, Tom				
3	21.187	20.849	20.172	1:02.208	5	21.030	20.658	19.891	1:01.579	1	24.540	21.433	20.589	1:06.562
4	21.072	20.673	20.029	1:01.774	6	21.058	20.503	19.955	1:01.516	2	21.565	20.925	20.442	1:02.932
5	20.963	20.680	20.036	1:01.679	No.133 Haapalainen, Tuomas					3	21.199	20.631	20.129	1:01.959
6	21.023	20.606	20.051	1:01.680	1	24.408	20.975	20.374	1:05.757	4	21.157	20.629	20.125	1:01.911
No.120 Skärås, Emil					2	21.250	20.794	20.399	1:02.443	5	21.156	20.729	20.132	1:02.017
1	25.176	22.148	20.708	1:08.032	3	21.194	20.773	20.087	1:02.054	6	21.348	21.635	20.199	1:03.182
2	21.378	20.976	20.587	1:02.941	4	21.107	20.668	20.047	1:01.822	No.166 Xia, Yifan				
3	21.945	21.184	20.139	1:03.268	5	21.020	20.687	20.290	1:01.997	1	34.268	21.973	20.727	1:16.968
4	21.571	21.183	21.024	1:03.778	6	21.210	20.579	20.004	1:01.793	2	21.860	21.273	20.819	1:03.952
5	21.187	20.773	20.057	1:02.017	No.138 Ahmed, Enaam					3	21.758	21.064	20.241	1:03.063
6	21.160	20.589	20.043	1:01.792	1	23.834	20.850	20.436	1:05.120	4	21.378	20.834	20.217	1:02.429
No.122 Van Leeuwen, Martijn					2	21.198	20.969	20.430	1:02.597	5	21.266	20.864	20.048	1:02.178
1	22.390	21.055	20.368	1:03.813	3	21.337	20.544	20.185	1:02.066	6	21.163	20.698	20.100	1:01.966
4	21.270	20.546	20.072	1:01.888										



KF-Junior

Qualifying Heat D-F

Lap Time Analysis

For information purposes. No official / regulatory value

Laps	Sector 1	Sector 2	Sector 3	Lap Time
------	----------	----------	----------	----------

No.167 Sette Camara, Sergio

1	24.329	20.925	20.486	1:05.740
2	21.316	21.059	20.356	1:02.731
3	21.160	20.513	20.142	1:01.815
4	21.068	20.641	20.012	1:01.721
5	21.040	20.436	20.980	1:02.456
6	21.861	20.724	20.481	1:03.066

No.168 Borrelli, Diego

1	24.363	21.358	20.462	1:06.183
2	21.259	20.868	20.310	1:02.437
3	21.312	20.661	20.160	1:02.133
4	21.116	20.602	20.103	1:01.821
5	21.125	20.879	20.176	1:02.180
6	21.802	21.054	20.120	1:02.976

No.172 Gordeev, Alexander

1	28.884	21.161	20.391	1:10.436
2	21.255	20.871	20.254	1:02.380
3	21.195	20.694	20.107	1:01.996
4	21.257	20.821	20.077	1:02.155
5	21.171	20.894	20.075	1:02.140
6	21.200	20.563	20.266	1:02.029

No.174 Marinescu, Alexandra

1	24.541	22.026	20.622	1:07.189
2	22.069	21.248	20.639	1:03.956
3	22.400	21.542	20.191	1:04.133
4	21.222	20.834	20.353	1:02.409
5	21.119	20.630	20.068	1:01.817
6	21.035	20.538	20.903	1:02.476

No.180 Johansson, Antti

1	25.191	21.413	20.546	1:07.150
2	21.357	20.944	20.291	1:02.592
3	21.358	20.625	20.009	1:01.992
4	21.355	20.624	20.023	1:02.002
5	21.254	20.776	19.961	1:01.991
6	21.104	20.778	20.084	1:01.966

No.181 Puhakka, Juuso

1	24.473	21.205	20.621	1:06.299
2	21.319	20.799	20.293	1:02.411
3	21.144	20.621	20.154	1:01.919
4	21.152	20.596	20.033	1:01.781
5	21.065	20.629	20.093	1:01.787
6	21.402	20.613	20.194	1:02.209



























KF-Junior

Qualifying Heat D-F

Document 32

Starting Grid

Subject to scrutineering & sporting investigations

120	Skärås, Emil Tony Kart / Vortex / LeCont		13	139	Santos Gomez, Lisard Tony Kart / Vortex / LeCont	
181	Puhakka, Juuso Kosmic / Vortex / LeCont		12	180	Johansson, Antti Kosmic / Vortex / LeCont	
102	Sitnikov, Nikita Tony Kart / BMB / LeCont		11	156	Dallamano, Stefano Kosmic / Parilla / LeCont	
174	Marinescu, Alexandra DR / TM / LeCont		10	172	Gordeev, Alexander Tony Kart / Vortex / LeCont	
166	Xia, Yifan ART GP / TM / LeCont		9	110	Bonduel, Amaury ART GP / TM / LeCont	
130	Korpivaara, Ilmari Tony Kart / Vortex / LeCont		8	119	Marino, Sato Praga / Parilla / LeCont	
138	Ahmed, Enaam FA Kart / Vortex / LeCont		7	168	Borrelli, Diego ART GP / TM / LeCont	
133	Haapalainen, Tuomas ART GP / TM / LeCont		6	159	Leuillet, Tom Birel / TM / LeCont	
155	Munoz Fernandez, Adrian Tony Kart / Vortex / LeCont		5	126	Thompson, Parker Energy / TM / LeCont	
124	Bollier, Jules Kosmic / Parilla / LeCont		4	157	Shwartzman, Robert Tony Kart / TM / LeCont	
129	Vartanyan, Alexander Tony Kart / Vortex / LeCont		3	167	Sette Camara, Sergio ART GP / TM / LeCont	
103	Kari, Niko FA Kart / Vortex / LeCont		2	111	Aubry, Gabriel Birel / TM / LeCont	
154	Milell, Noah Exprit / Vortex / LeCont		1	122	Van Leeuwen, Martijn Zanardi / TM / LeCont	

POLE POSITION



KF-Junior**Qualifying Heat B-C****Document 48.1****Results**

Subject to scrutineering & sporting investigations

Rnk	No.	Driver	Nat	Entrant	Nat	Equipment	Laps	Gap	Interv.	Best Lap	Penalty	Points
1	117	Raspatelli, Matteo	BEL	Baby Race Srl	ITA	Tony Kart / Parilla / LeCont	6			1:01.187		0
2	136	Beckmann, David	DEU	Zanardi	NLD	Zanardi / BMB / LeCont	6	0.156	0.156	1:01.201		2
3	116	Mazepin, Nikita	RUS	Tony Kart Racing Team	ITA	Tony Kart / Vortex / LeCont	6	1.383	1.227	1:01.437		3
4	107	Bale, Thomas Michael	GBR	Ricky Flynn Motorsport	GBR	FA Kart / Vortex / LeCont	6	1.493	0.110	1:01.541		4
5	140	Fewtrell, Max	GBR	Ricky Flynn Motorsport	GBR	FA Kart / Vortex / LeCont	6	1.699	0.206	1:01.443		5
6	146	Pulcini, Leonardo	ITA	Morsicani Racing	ITA	Tony Kart / Vortex / LeCont	6	2.171	0.472	1:01.455		6
7	112	Lessennes, Benjamin	BEL	Kosmic Racing Dept	ITA	Kosmic / Vortex / LeCont	6	2.383	0.212	1:01.503		7
8	144	Alex, -	ITA	Osella Engineering Srl	ITA	DR / BMB / LeCont	6	2.763	0.380	1:01.450		8
9	171	Floersch, Sophia	DEU	Ward Racing	SWE	Tony Kart / Vortex / LeCont	6	3.835	1.072	1:01.223		9
10	149	Lehouck, Arthur	FRA	Lehouck, Vincent	FRA	Lenzokart / TM / LeCont	6	5.298	1.463	1:01.661		10
11	145	Mosca, Tommaso	ITA	Mosca, Diego	ITA	Tony Kart / BMB / LeCont	6	6.380	1.082	1:01.282		11
12	161	Defrancesco, Devlin	USA	Chiesa Corse	ITA	Zanardi / BMB / LeCont	6	6.508	0.128	1:01.203		12
13	177	Russo, Guillermo	ESP	Genikart	ESP	FA Kart / Vortex / LeCont	6	7.321	0.813	1:01.435		13
14	134	Peltola, Olli	FIN	ART Grand Prix Srl	ITA	ART GP / TM / LeCont	6	7.469	0.148	1:01.371		14
15	127	Tarasov, Mikhail	RUS	Ward Racing	SWE	Tony Kart / Vortex / LeCont	6	8.894	1.425	1:01.763		15
16	121	Valtonen, Isac	SWE	Energy Corse	ITA	Energy / TM / LeCont	6	9.672	0.778	1:01.700		16
17	141	Shlom, Yan Leon	RUS	Shlom, Vadim	RUS	Tony Kart / Parilla / LeCont	6	9.931	0.259	1:01.835		17
18	125	Betsch, Mick	DEU	Tony Kart Racing Team	ITA	Tony Kart / Vortex / LeCont	6	9.969	0.038	1:01.660		18
19	169	Masztalerz, Jakub	POL	Amo Racing Team	POL	Tony Kart / Vortex / LeCont	6	10.872	0.903	1:02.021		19
20	153	Hobart, Matthias	ESP	Kartban Motorsport S.L.	ESP	Birel / TM / LeCont	6	13.883	3.011	1:02.643		20
21	164	Garcia Lopez, Marta	ESP	AV Racers Intnal	ESP	Zanardi / BMB / LeCont	6	13.934	0.051	1:02.012		21
22	128	Lundqvist, Linus	SWE	Ward Racing	SWE	Tony Kart / Vortex / LeCont	6	17.194	3.260	1:01.297		22
23	106	Daruvala, Jehan	GBR	Ricky Flynn Motorsport	GBR	FA Kart / Vortex / LeCont	6	20.002	2.808	1:01.396	+10.000	23
24	150	Squaranti, Federico	ITA	Kosmic Racing Dept	ITA	Kosmic / Vortex / LeCont	4	2 Laps	2 Laps	1:02.846		24
25	170	Krencisz, Jan	POL	Amo Racing Team	POL	Tony Kart / Vortex / LeCont	2	4 Laps	2 Laps	1:03.505		25
26	158	Travisanutto, Lorenzo	ITA	Travisanutto, Fabrizio	ITA	Tony Kart / Vortex / LeCont	1	5 Laps	1 Lap	1:05.830		26
27	131	Sargeant, Logan	USA	Ward Racing	SWE	Tony Kart / Vortex / LeCont	0	6 Laps	1 Lap			27

No.106 Daruvala, Jehan : 10 sec time penalty for bad manoeuvre (art 2.24 CIK General Prescriptions). According to Stewards' Decision No.24.

Leaders : No.117 Raspatelli, Matteo (1-6)

Start Time : 15/06 - 15:01:28

Best Lap : No.117 Raspatelli, Matteo 1:01.187 100.02 Kph

Weather : Sunny Air : 31°C Track : Dry

Event Record : No.183 Opmeer, Jarno 1:00.521 101.12 Kph

DOCUMENT N° 24

**DÉCISION DES COMMISSAIRES SPORTIFS
STEWARDS' DECISION**

PÉNALITÉ INFLIGÉE AU CONCURRENT (NOM) : **Ricky Flynn Motorsport**
PENALTY INFLICTED UPON THE ENTRANT (NAME):

NATIONALITÉ / NATIONALITY: **GBR**

N°: **106** PILOTE : **Daruvala, Jehan**
No.: DRIVER :

Concerne la partie de l'Épreuve : **KF-Junior - Qualifying Heat B-C**
Concerns the part of the event:

ÉNONCÉ / STATEMENT:

10 sec time penalty in the above session concerned

MOTIF / REASON:

The driver concerned was involved in an incident. The driver forced out of the racing line the kart 128 and by this manoeuvre he overtook kart 128 (reported by the judge of fact). Having considered the report of the judge of fact, having considered the video sequence and after hearing the entrant concerned, the panel of stewards feels that this fact contravenes art 2.24 CIK General Prescriptions. The panel of stewards takes its decision in accordance with art 153 FIA International Sporting Code.

Décision annoncée
Decision announced

Date / Date: **15/06/2013**

Heure / Time: **16:14**

Nom / Name

Signature

Président du Collège / Chairman of the Panel:

Jaakko MARKULA (FIN) :

Membres du Collège / Members of the Panel:

Philippe DECAUD (FRA) :

Fidel GARCIA (ESP) :

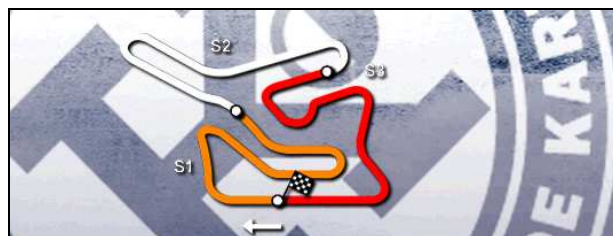
NOTIFICATION AU CONCURRENT CONCERNÉ / NOTIFICATION TO THE RELEVANT ENTRANT

Je soussigné :
I undersigned: Nom personnel / personal name

Représentant du Concurrent : **Ricky Flynn Motorsport**
Representing the Entrant: Nom du Concurrent / Entrant's name

Certifie avoir reçu notification du document N° **24** des Commissaires Sportifs de l'Épreuve.
Certify that I have been notified of document No. by the Stewards of the Meeting.

Date : Heure / Time: Signature :



KF-Junior

Qualifying Heat B-C Lap Chart

For information purposes. No official / regulatory value

	1	2	3	4	5	6	7	8	9	10	11	12	13	14	15	16	17	18	19	20	21	22	23	24	25	26	27
Grid	136	158	117	131	112	146	107	116	134	144	140	106	128	125	145	161	121	171	170	149	150	169	164	127	141	177	153
Start	136	117	112	158	107	131	146	134	140	116	144	106	128	125	161	171	149	145	121	169	170	150	164	141	127	177	153
Lap 1 Interval	117	136 0.2	107 0.1	146 0.2	116 0.4	140 0.3	112 0.1	144 0.0	128 0.0	106 0.4	134 0.4	138 0.1	161 0.1	149 0.2	171 0.4	145 0.2	169 0.1	150 0.2	170 0.2	177 0.7	127 0.2	121 0.1	141 0.2	153 0.2	125 2.5	164 2.0	
Lap 2	117	136 0.1	107 0.2	146 0.4	116 0.0	140 0.3	144 0.3	112 0.1	171 2.4	149 0.1	145 0.8	150 0.2	170 0.1	177 0.1	169 0.2	161 0.1	134 0.2	127 0.4	141 0.1	121 0.9	153 0.4	125 0.4	106 1.2	164 1.2	128 5.7		
Lap 3	117	136 0.1	107 0.2	116 0.5	140 0.5	146 0.1	112 0.1	144 0.2	171 1.9	149 0.3	145 1.8	177 0.4	161 0.1	134 0.5	127 0.2	141 0.3	169 0.0	121 0.0	125 0.8	153 0.7	106 0.2	164 1.7	128 5.3	150 18.3			
Lap 4	117	136 0.1	107 0.2	116 0.2	140 0.6	146 0.2	112 0.1	144 0.2	171 1.7	149 0.5	145 1.8	161 0.3	177 0.3	134 0.3	127 0.6	141 0.5	169 0.2	121 0.1	125 0.1	106 0.7	153 1.2	164 1.0	128 5.0	150 19.4			
Lap 5	117	136 0.1	107 0.3	116 0.1	140 0.7	146 0.4	112 0.1	144 0.4	171 1.2	149 0.9	145 1.5	161 0.2	177 0.5	134 0.0	127 0.9	141 0.6	121 0.3	125 0.2	106 0.3	169 0.2	153 2.2	164 0.4	128 4.3				
Lap 6	117	136 0.1	116 1.2	107 0.1	140 0.2	146 0.4	112 0.2	144 0.3	171 1.0	149 1.4	145 1.0	161 0.1	177 0.8	134 0.1	127 1.4	121 0.7	141 0.2	125 0.0	106 0.0	169 0.8	153 3.0	164 0.0	128 3.2				



KF-Junior

Qualifying Heat B-C

Lap Time Analysis

For information purposes. No official / regulatory value

Laps	Sector 1	Sector 2	Sector 3	Lap Time	Laps	Sector 1	Sector 2	Sector 3	Lap Time	Laps	Sector 1	Sector 2	Sector 3	Lap Time
No.106 Daruvala, Jehan					2	21.570	20.935	20.032	1:02.537	5	21.129	20.758	19.948	1:01.835
1	23.595	20.726	20.341	1:04.662	3	21.217	20.850	20.004	1:02.071	6	21.033	20.813	20.470	1:02.316
2	28.981	21.075	20.138	1:10.194	4	21.098	20.571	19.991	1:01.660	No.144 Alex, -				
3	20.979	20.692	20.160	1:01.831	5	21.072	20.746	20.076	1:01.894	1	22.838	20.724	20.669	1:04.231
4	21.129	20.502	19.843	1:01.474	6	21.012	20.534	20.159	1:01.705	2	21.340	20.636	20.259	1:02.235
5	20.805	20.623	20.012	1:01.440	No.127 Tarasov, Mikhail					3	21.217	21.051	20.181	1:02.449
6	20.847	20.578	19.971	1:01.396	1	24.650	21.800	20.517	1:06.967	4	20.946	20.637	20.103	1:01.686
No.107 Bale, Thomas Michael					2	21.720	21.508	20.431	1:03.659	5	20.961	20.822	19.986	1:01.769
1	22.020	20.958	20.470	1:03.448	3	21.188	21.201	20.377	1:02.766	6	20.919	20.529	20.002	1:01.450
2	21.269	20.817	20.161	1:02.247	4	21.114	20.641	20.094	1:01.849	No.145 Mosca, Tommaso				
3	21.215	20.743	20.019	1:01.977	5	21.097	20.635	20.031	1:01.763	1	24.053	21.261	20.433	1:05.747
4	21.069	20.584	20.034	1:01.687	6	21.046	20.778	20.090	1:01.914	2	22.371	21.118	20.260	1:03.749
5	21.014	20.557	19.970	1:01.541	No.128 Lundqvist, Linus					3	21.262	21.620	20.092	1:02.974
6	21.059	20.997	20.087	1:02.143	1	22.794	20.822	20.459	1:04.075	4	21.046	20.609	20.015	1:01.670
No.112 Lessennes, Benjamin					2	36.109	21.363	20.083	1:17.555	5	20.933	20.606	19.880	1:01.419
1	21.976	20.961	21.798	1:04.735	3	21.086	20.830	20.007	1:01.923	6	20.873	20.519	19.890	1:01.282
2	21.490	20.734	20.204	1:02.428	4	21.026	20.773	19.913	1:01.712	No.146 Pulcini, Leonardo				
3	21.200	20.758	20.081	1:02.039	5	20.904	20.662	19.890	1:01.456	1	22.183	20.878	20.537	1:03.598
4	21.038	20.579	20.060	1:01.677	6	20.869	20.576	19.852	1:01.297	2	21.285	20.861	20.291	1:02.437
5	21.070	20.644	19.917	1:01.631	No.134 Peltola, Olli					3	21.782	20.876	20.108	1:02.766
6	21.037	20.495	19.971	1:01.503	1	23.772	21.187	20.542	1:05.501	4	21.052	20.527	20.105	1:01.684
No.116 Mazepin, Nikita					2	24.426	21.385	20.234	1:06.045	5	21.039	20.644	19.976	1:01.659
1	22.155	20.897	20.667	1:03.719	3	21.435	21.404	20.087	1:02.926	6	20.899	20.557	19.999	1:01.455
2	21.234	20.787	20.089	1:02.110	4	21.072	20.550	19.889	1:01.511	No.149 Lehouck, Arthur				
3	21.334	20.686	19.918	1:01.938	5	20.961	20.502	19.908	1:01.371	1	23.915	20.874	20.377	1:05.166
4	21.021	20.540	19.876	1:01.437	6	21.084	20.518	19.883	1:01.485	2	22.311	21.036	20.236	1:03.583
5	21.067	20.495	19.884	1:01.446	No.136 Beckmann, David					3	21.136	20.692	20.137	1:01.965
6	21.103	20.612	20.147	1:01.862	1	21.748			1:03.516	4	20.984	20.556	20.121	1:01.661
No.117 Raspatelli, Matteo					2	21.192	20.843	20.115	1:02.150	5	21.019	20.630	20.098	1:01.747
1	21.839	21.016	20.333	1:03.188	3	21.227	20.719	20.047	1:01.993	6	21.108	20.633	20.020	1:01.761
2	21.283	20.795	20.178	1:02.256	4	21.081	20.646	19.951	1:01.678	No.150 Squaranti, Federico				
3	21.121	20.716	20.137	1:01.974	5	21.011	20.545	19.856	1:01.412	1	24.276	21.337	20.342	1:05.955
4	21.057	20.591	20.014	1:01.662	6	20.990	20.426	19.785	1:01.201	2	22.183	21.093	20.285	1:03.561
5	21.008	20.513	19.937	1:01.458	No.140 Fewtrell, Max					3	21.447	20.447	21.896	1:31.790
6	20.893	20.423	19.871	1:01.187	1	22.760	20.738	20.600	1:04.098	4	21.504	21.016	20.326	1:02.846
No.121 Valtonen, Isac					2	21.208	20.653	20.273	1:02.134	No.153 Hobart, Matthias				
1	24.706	22.274	20.553	1:07.533	3	21.515	20.557	20.107	1:02.179	1	24.234	22.258	20.806	1:07.298
2	23.165	21.208	20.166	1:04.539	4	20.978	20.532	20.036	1:01.546	2	22.932	21.238	20.395	1:04.565
3	21.196	20.769	20.230	1:02.195	5	21.041	20.529	19.913	1:01.483	3	21.545	21.310	20.481	1:03.336
4	21.691	20.611	20.029	1:02.331	6	20.912	20.515	20.016	1:01.443	4	21.665	20.996	20.272	1:02.933
5	21.054	20.817	19.896	1:01.767	No.141 Shlom, Yan Leon					5	21.434	20.997	20.212	1:02.643
6	20.903	20.685	20.112	1:01.700	1	24.389	22.309	20.718	1:07.416	6	21.391	21.137	20.290	1:02.818
No.125 Betsch, Mick					2	21.480	21.456	20.394	1:03.330	No.158 Trvisanutto, Lorenzo				
1	25.002	25.565	20.325	1:10.892	3	21.400	21.046	20.584	1:03.030	1	24.363	21.006	20.461	1:05.830
					4	21.336	20.684	20.025	1:02.045					



KF-Junior

Qualifying Heat B-C

Lap Time Analysis

For information purposes. No official / regulatory value

Laps Sector 1 Sector 2 Sector 3 Lap Time

No.161 Defrancesco, Devlin

1	23.723	20.971	20.406	1:05.100
2	24.290	21.146	20.124	1:05.560
3	21.603	20.975	20.053	1:02.631
4	21.052	20.497	19.867	1:01.416
5	20.939	20.563	19.815	1:01.317
6	20.886	20.491	19.826	1:01.203

No.164 Garcia Lopez, Marta

1	24.270	27.564	20.530	1:12.364
2	21.619	21.046	20.213	1:02.878
3	21.340	20.956	20.061	1:02.357
4	21.220	20.838	19.954	1:02.012
5	21.250	20.806	20.015	1:02.071
6	21.111	21.076	20.237	1:02.424

No.169 Masztalerz, Jakub

1	24.052	21.343	20.387	1:05.782
2	22.165	21.597	20.583	1:04.345
3	22.517	21.241	20.276	1:04.034
4	21.475	20.699	20.052	1:02.226
5	21.165	21.273	20.380	1:02.818
6	21.311	20.710	20.000	1:02.021

No.170 Krencisz, Jan

1	24.174	21.701	20.346	1:06.221
2	22.222	21.036	20.247	1:03.505

No.171 Floersch, Sophia

1	24.169	21.175	20.327	1:05.671
2	21.948	20.868	20.129	1:02.945
3	21.112	20.701	19.985	1:01.798
4	20.995	20.603	19.883	1:01.481
5	20.956	20.573	19.837	1:01.366
6	20.886	20.519	19.818	1:01.223

No.177 Russo, Guillermo

1	24.252	21.913	20.328	1:06.493
2	21.655	20.957	20.288	1:02.900
3	21.240	21.561	20.063	1:02.864
4	21.042	20.803	20.011	1:01.856
5	21.026	20.605	19.965	1:01.596
6	20.981	20.503	19.951	1:01.435



KF-Junior

Qualifying Heat B-C

Document 31

Starting Grid

Subject to scrutineering & sporting investigations

153	Hobart, Matthias Birel / TM / LeCont		14		
141	Shlom, Yan Leon Tony Kart / Parilla / LeCont		13	177	Russo, Guillermo FA Kart / Vortex / LeCont
164	Garcia Lopez, Marta Zanardi / BMB / LeCont		12	127	Tarasov, Mikhail Tony Kart / Vortex / LeCont
150	Squaranti, Federico Kosmic / Vortex / LeCont		11	169	Masztalerz, Jakub Tony Kart / Vortex / LeCont
170	Krencisz, Jan Tony Kart / Vortex / LeCont		10	149	Lehouck, Arthur Lenzokart / TM / LeCont
121	Valtonen, Isac Energy / TM / LeCont		9	171	Floersch, Sophia Tony Kart / Vortex / LeCont
145	Mosca, Tommaso Tony Kart / BMB / LeCont		8	161	Defrancesco, Devlin Zanardi / BMB / LeCont
128	Lundqvist, Linus Tony Kart / Vortex / LeCont		7	125	Betsch, Mick Tony Kart / Vortex / LeCont
140	Fewtrell, Max FA Kart / Vortex / LeCont		6	106	Daruvala, Jehan FA Kart / Vortex / LeCont
134	Peltola, Olli ART GP / TM / LeCont		5	144	Alex, - DR / BMB / LeCont
107	Bale, Thomas Michael FA Kart / Vortex / LeCont		4	116	Mazepin, Nikita Tony Kart / Vortex / LeCont
112	Lessennes, Benjamin Kosmic / Vortex / LeCont		3	146	Pulcini, Leonardo Tony Kart / Vortex / LeCont
117	Raspatelli, Matteo Tony Kart / Parilla / LeCont		2	131	Sargeant, Logan Tony Kart / Vortex / LeCont
136	Beckmann, David Zanardi / BMB / LeCont		1	158	Trvisanutto, Lorenzo Tony Kart / Vortex / LeCont

POLE POSITION





KF-Junior

Qualifying Heat A-E

Document 47

Results

Subject to scrutineering & sporting investigations

Rnk	No.	Driver	Nat	Entrant	Nat	Equipment	Laps	Gap	Interv.	Best Lap	Penalty	Points
1	142	Norris, Lando		Ricky Flynn Motorsport		FA Kart / Vortex / LeCont	6			1:01.216		0
2	123	Defourny, Max		Defourny, Didier		Kosmic / TM / LeCont	6	0.947	0.947	1:01.620		2
3	179	Chaimongkol, Sasakorn		Millennium Motorsport		Kosmic / TM / LeCont	6	1.543	0.596	1:01.184		3
4	162	Lorandi, Leonardo		Baby Race Srl		Tony Kart / Parilla / LeCont	6	1.685	0.142	1:01.430		4
5	114	Elpitiya, Bryan		Energy Corse		Energy / TM / LeCont	6	2.067	0.382	1:01.353		5
6	176	Raucci, Giuliano		Gandolfi Ennio Racing		Energy / TM / LeCont	6	2.097	0.030	1:01.447		6
7	101	Lorandi, Alessio		Baby Race Srl		Tony Kart / Parilla / LeCont	6	2.449	0.352	1:01.146		7
8	173	Baiz, Mauricio		Birel Motorsport		Birel / TM / LeCont	6	2.866	0.417	1:01.400		8
9	151	Daim, Bin Hishammudin		Kosmic Racing Dept		Kosmic / Vortex / LeCont	6	3.862	0.996	1:01.392		9
10	109	Ticktum, Daniel		Ricky Flynn Motorsport		FA Kart / Vortex / LeCont	6	5.089	1.227	1:01.266		10
11	104	Atoev, Vladimir		Team Komarov		Tony Kart / BMB / LeCont	6	5.431	0.342	1:01.438		11
12	183	Opmeer, Jarno		Maddox		Maddox / TM / LeCont	6	7.145	1.714	1:01.767		12
13	160	Pull, James		Chiesa Corse		Zanardi / BMB / LeCont	6	7.443	0.298	1:01.792		13
14	175	Martynyuk, Maxim		Energy Germany		Energy / TM / LeCont	6	7.721	0.278	1:01.820		14
15	182	Azedo Sousa, Yohan		YKart Competition Team		Zanardi / BMB / LeCont	6	8.120	0.399	1:01.501		15
16	148	Lundgaard, Daniel		Lundgaard, Henrik		Zanardi / Vortex / LeCont	6	8.507	0.387	1:02.083		16
17	108	Dionisios, Marcu		CRG SpA		CRG / BMB / LeCont	6	8.711	0.204	1:01.377		17
18	178	Fittje, Jannes		Keijzer Racing		Zanardi / TM / LeCont	6	8.874	0.163	1:02.064		18
19	135	Signorelli, Matias Ezequiel		Signorelli, Carlos Alberto		Tony Kart / Vortex / LeCont	6	9.093	0.219	1:02.433		19
20	132	Zackary, Dante		Praga Kart Racing		Praga / Parilla / LeCont	6	10.011	0.918	1:01.949		20
21	165	Fontecha Martinez, Laia		AV Racers Intnal		Zanardi / BMB / LeCont	6	11.707	1.696	1:02.267		21
22	152	Mathiesen, Dennis		Mathiesen, Kim		Tony Kart / Vortex / LeCont	6	11.974	0.267	1:01.933		22
23	184	Reicher, Simon		RK Racing Team		RK / TM / LeCont	6	20.259	8.285	1:02.531		23
24	147	Pasma, Patrik		MGM Racing		Birel / Parilla / LeCont	6	26.298	6.039	1:02.217		24
25	115	Hagenaes, Johan Nicolai		Mach 1 Motorsport		Mach 1 / TM / LeCont	6	41.214	14.916	1:03.900		25
26	163	Machado Carrillo, Alexand		AV Racers Intnal		Zanardi / BMB / LeCont	6	51.881	10.667	1:02.207		26
27	105	Florescu, Petru		Morsicani Racing		Tony Kart / Vortex / LeCont	2	4 Laps	4 Laps	1:06.451	+3.000	27

No.105 Florescu, Petru : 3 seconds penalty for no respect of starting procedure

Leaders : No.142 Norris, Lando (1-6)

Start Time : 15/06 - 14:42:43

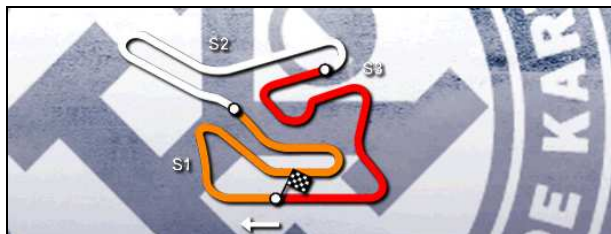
Best Lap : No.101 Lorandi, Alessio

1:01.146 100.08 Kph

Weather : Sunny Air : 31°C Track : Dry

Event Record : No.183 Opmeer, Jarno

1:00.521 101.12 Kph



KF-Junior

Qualifying Heat A-E Lap Chart

For information purposes. No official / regulatory value

	1	2	3	4	5	6	7	8	9	10	11	12	13	14	15	16	17	18	19	20	21	22	23	24	25	26	27
Grid	142	176	123	179	114	105	104	101	108	162	173	109	160	182	183	178	163	148	151	175	132	115	147	184	135	152	165
Start	142	123	176	114	179	104	105	108	101	173	162	160	109	183	182	163	151	178	148	175	115	147	135	184	165	152	132
Lap 1 Interval	142	123 0.3	179 0.3	176 0.2	114 0.1	173 0.6	162 0.2	160 0.2	101 0.0	104 0.1	175 0.6	151 0.2	105 0.3	183 0.1	163 0.5	178 0.1	135 0.3	109 0.1	115 0.5	165 0.2	148 0.0	108 0.5	182 0.0	132 0.4	152 2.0	184 2.7	147 10.2
Lap 2	142	123 0.3	179 0.2	114 0.4	176 0.3	162 0.2	173 0.5	160 0.3	101 0.0	104 0.1	175 0.2	151 0.2	183 0.1	178 1.0	109 0.1	135 0.5	148 0.7	182 0.6	108 0.3	115 0.1	132 0.2	165 0.9	152 1.1	184 3.4	185 0.7	147 9.0	163 23.2
Lap 3	142	123 0.3	179 0.2	114 0.1	162 0.4	176 0.4	173 0.6	101 0.5	151 0.9	104 0.3	183 0.1	160 0.2	109 0.1	178 0.2	175 0.4	135 0.2	148 0.4	108 0.3	182 0.4	132 1.4	165 0.4	115 0.8	152 0.1	184 4.1	147 9.7	163 25.7	
Lap 4	142	123 0.3	179 0.2	114 0.2	162 0.2	176 0.5	173 0.7	101 0.3	151 1.0	160 0.8	109 0.2	104 0.1	178 0.2	175 0.1	183 0.2	108 0.5	135 0.1	148 0.0	182 0.1	132 2.1	165 0.8	152 0.5	184 5.0	115 1.3	147 7.7	163 25.6	
Lap 5	142	179 0.2	123 0.2	114 0.1	162 0.2	176 0.6	101 0.7	173 0.3	151 0.9	109 1.4	104 0.1	175 0.6	160 0.0	183 0.0	178 0.0	108 0.1	182 0.7	148 0.2	135 0.4	132 1.6	165 1.1	152 0.2	184 8.3	147 6.3	115 3.2	163 22.1	
Lap 6	142	123 0.9	179 0.5	162 0.1	114 0.3	176 0.0	101 0.3	173 0.4	151 0.9	109 1.2	104 0.3	183 1.7	160 0.2	175 0.2	182 0.3	148 0.3	108 0.2	178 0.1	135 0.2	132 0.9	165 1.6	152 0.2	184 8.2	147 6.0	115 14.9	163 10.6	



KF-Junior

Qualifying Heat A-E

Lap Time Analysis

For information purposes. No official / regulatory value

Laps	Sector 1	Sector 2	Sector 3	Lap Time	Laps	Sector 1	Sector 2	Sector 3	Lap Time	Laps	Sector 1	Sector 2	Sector 3	Lap Time
No.101 Lorandi, Alessio					6	25.767	24.498	23.572	1:13.837	No.151 Daim, Bin Hishammudin				
1	23.357	21.048	20.455	1:04.860	No.123 Defourny, Max					1	24.018	20.944	20.551	1:05.513
2	21.311	20.811	20.591	1:02.713	1	21.941	20.851	20.425	1:03.217	2	21.303	20.715	20.255	1:02.273
3	21.626	20.625	20.062	1:02.313	2	21.495	20.729	20.412	1:02.636	3	21.415	20.977	20.227	1:02.619
4	21.006	20.595	19.941	1:01.542	3	21.171	20.642	20.197	1:02.010	4	21.056	20.610	20.000	1:01.666
5	20.876	20.352	19.918	1:01.146	4	21.186	20.561	20.012	1:01.759	5	20.939	20.589	19.864	1:01.392
6	20.906	20.530	19.910	1:01.346	5	20.989	20.530	20.101	1:01.620	6	21.048	20.498	19.927	1:01.473
No.104 Atoev, Vladimir					6	20.914	20.512	20.250	1:01.676	No.152 Mathiesen, Dennis				
1	22.455	21.460	21.407	1:05.322	No.132 Zackary, Dante					1	28.463	21.268	20.740	1:10.471
2	21.529	20.741	20.400	1:02.670	1	23.815	21.637	22.465	1:07.917	2	21.548	21.008	20.300	1:02.856
3	22.103	21.101	20.236	1:03.440	2	21.571	20.980	20.246	1:02.797	3	21.263	20.746	20.286	1:02.295
4	21.237	21.278	20.082	1:02.597	3	21.928	20.910	20.150	1:02.988	4	21.395	20.761	20.080	1:02.236
5	20.979	20.524	20.232	1:01.735	4	21.324	20.853	20.024	1:02.201	5	21.077	20.691	20.165	1:01.933
6	21.006	20.552	19.880	1:01.438	5	21.177	20.739	20.033	1:01.949	6	21.166	20.886	20.552	1:02.604
No.105 Florescu, Petru					6	21.267	20.806	20.007	1:02.080	No.160 Pull, James				
1	23.925	22.016	20.510	1:06.451	No.135 Signorelli, Matias Ezequiel					1	22.763	21.151	20.759	1:04.673
2	21.365	20.876	30.135	1:12.376	1	23.689	21.577	21.314	1:06.580	2	21.502	20.850	20.354	1:02.706
No.108 Dionisios, Marcu					2	21.666	20.792	20.272	1:02.730	3	22.455	20.856	20.726	1:04.037
1	25.966	21.374	21.678	1:09.018	3	21.303	20.798	20.346	1:02.447	4	21.170	20.558	20.064	1:01.792
2	21.457	20.764	20.717	1:02.938	4	21.197	20.793	20.443	1:02.433	5	20.969	20.737	21.069	1:02.775
3	20.957	20.534	20.027	1:01.518	5	21.671	20.812	20.260	1:02.743	6	21.999	20.805	20.005	1:02.809
4	20.919	20.494	20.122	1:01.535	6	21.268	21.080	20.433	1:02.781	No.162 Lorandi, Leonardo				
5	20.815	20.363	20.199	1:01.377	No.142 Norris, Lando					1	22.893	20.979	20.561	1:04.433
6	22.011	21.618	20.250	1:03.879	1	21.645	20.911	20.366	1:02.922	2	21.271	20.653	20.241	1:02.165
No.109 Ticktum, Daniel					2	21.524	20.800	20.392	1:02.716	3	21.087	20.512	19.962	1:01.561
1	25.324	21.299	20.825	1:07.448	3	21.190	20.661	20.136	1:01.987	4	20.997	20.561	19.954	1:01.512
2	21.322	20.585	20.119	1:02.026	4	21.072	20.693	19.994	1:01.759	5	21.020	20.500	19.910	1:01.430
3	21.119	20.652	20.350	1:02.121	5	20.997	20.547	19.912	1:01.456	6	20.984	20.477	20.518	1:01.979
4	21.073	20.622	20.120	1:01.815	6	20.899	20.472	19.845	1:01.216	No.163 Machado Carrillo, Alexandre				
5	20.992	20.559	20.192	1:01.743	No.147 Pasma, Patrik					1	24.610	21.469	20.597	1:06.676
6	20.968	20.424	19.874	1:01.266	1	41.710	21.333	20.677	1:23.720	2	21.236	20.655	1:02.148	1:44.039
No.114 Elpitiya, Bryan					2	21.621	21.117	20.463	1:03.201	3	24.080	21.120	20.161	1:05.361
1	22.494	21.152	20.353	1:03.999	3	21.422	21.024	20.422	1:02.868	4	21.378	20.994	20.068	1:02.440
2	21.745	20.587	20.138	1:02.470	4	21.425	20.934	20.196	1:02.555	5	21.363	20.895	19.949	1:02.207
3	21.082	20.507	20.163	1:01.752	5	21.355	20.896	20.171	1:02.422	6	21.296	21.017	20.044	1:02.357
4	21.108	20.550	20.090	1:01.748	6	21.175	20.883	20.159	1:02.217	No.165 Fontecha Martinez, Laia				
5	20.998	20.447	19.908	1:01.353	No.148 Lundgaard, Daniel					1	23.936	21.994	21.373	1:07.303
6	21.085	20.389	21.166	1:02.640	1	24.773	21.376	21.672	1:07.821	2	22.475	21.903	20.503	1:04.881
No.115 Hagenaes, Johan Nicolai					2	21.719	20.759	20.073	1:02.551	3	21.429	20.855	20.208	1:02.492
1	24.922	21.157	21.285	1:07.364	3	21.268	20.793	20.072	1:02.133	4	21.485	20.971	20.165	1:02.621
2	21.705	21.208	20.987	1:03.900	4	21.111	20.861	20.111	1:02.083	5	21.266	20.847	20.154	1:02.267
3	22.125	21.521	20.884	1:04.530	5	21.255	20.487	20.484	1:02.226	6	21.208	21.182	20.190	1:02.580
4	22.249	23.335	23.279	1:08.863	6	21.187	21.273	20.174	1:02.634	No.173 Baiz, Mauricio				
5	24.759	24.978	23.727	1:13.464						1	22.342	21.138	20.706	1:04.186



KF-Junior

Qualifying Heat A-E

Lap Time Analysis

For information purposes. No official / regulatory value

Laps	Sector 1	Sector 2	Sector 3	Lap Time
2	21.787	20.876	20.305	1:02.968
3	21.306	20.705	20.110	1:02.121
4	21.148	20.607	19.967	1:01.722
5	20.980	20.843	20.074	1:01.897
6	20.941	20.541	19.918	1:01.400

No.175 Martynyuk, Maxim

Laps	Sector 1	Sector 2	Sector 3	Lap Time
1	23.554	20.936	20.473	1:04.963
2	21.273	20.700	20.341	1:02.314
3	21.710	20.803	21.930	1:04.443
4	21.030	20.672	20.118	1:01.820
5	21.010	20.426	20.430	1:01.866
6	21.763	21.285	20.068	1:03.116

No.176 Raucci, Giuliano

Laps	Sector 1	Sector 2	Sector 3	Lap Time
1	22.408	20.999	20.417	1:03.824
2	21.595	21.000	20.445	1:03.040
3	21.440	20.608	20.206	1:02.254
4	21.097	20.567	19.976	1:01.640
5	20.964	20.527	19.956	1:01.447
6	20.966	20.415	20.406	1:01.787

No.178 Fittje, Jannes

Laps	Sector 1	Sector 2	Sector 3	Lap Time
1	24.656	21.479	20.554	1:06.689
2	21.311	20.744	20.272	1:02.327
3	21.257	20.919	20.356	1:02.532
4	21.154	20.669	20.241	1:02.064
5	20.978	20.522	20.667	1:02.167
6	22.057	21.824	20.285	1:04.166

No.179 Chaimongkol, Sasakorn

Laps	Sector 1	Sector 2	Sector 3	Lap Time
1	22.257	20.843	20.350	1:03.450
2	21.405	20.817	20.302	1:02.524
3	21.186	20.569	20.215	1:01.970
4	21.100	20.555	20.080	1:01.735
5	20.908	20.318	19.958	1:01.184
6	20.903	20.810	20.773	1:02.486

No.182 Azedo Sousa, Yohan

Laps	Sector 1	Sector 2	Sector 3	Lap Time
1	23.751	23.294	21.731	1:08.776
2	21.521	20.727	20.287	1:02.535
3	21.028	21.066	20.169	1:02.263
4	20.947	20.509	20.045	1:01.501
5	21.141	20.487	20.174	1:01.802
6	21.297	21.184	20.013	1:02.494

No.183 Opmeer, Jarno















Laps	Sector 1	Sector 2	Sector 3	Lap Time
1	23.489	22.278	20.436	1:06.203
2	21.171	20.553	20.259	1:01.983
3	21.496	21.192	20.221	1:02.909
4	21.014	21.973	20.133	1:03.120

Laps	Sector 1	Sector 2	Sector 3	Lap Time
5	20.936	20.501	20.330	1:01.767
6	21.501	21.065	19.873	1:02.439

No.184 Reicher, Simon

Laps	Sector 1	Sector 2	Sector 3	Lap Time
1	31.366	21.216	20.777	1:13.359
2	21.937	21.281	20.347	1:03.565
3	21.685	20.980	20.341	1:03.006
4	21.508	20.967	20.639	1:03.114
5	24.103	20.911	20.200	1:05.214
6	21.491	20.885	20.155	1:02.531



165	Fontecha Martinez, Laia Zanardi / BMB / LeCont		14		
135	Signorelli, Matias Ezequiel Tony Kart / Vortex / LeCont		13	152	Mathiesen, Dennis Tony Kart / Vortex / LeCont
147	Pasma, Patrik Birel / Parilla / LeCont		12	184	Reicher, Simon RK / TM / LeCont
132	Zackary, Dante Praga / Parilla / LeCont		11	115	Hagenaes, Johan Nicolai Mach 1 / TM / LeCont
151	Daim, Bin Hishammudin Kosmic / Vortex / LeCont		10	175	Martynyuk, Maxim Energy / TM / LeCont
163	Machado Carrillo, Alexandre Zanardi / BMB / LeCont		9	148	Lundgaard, Daniel Zanardi / Vortex / LeCont
183	Opmeer, Jarno Maddox / TM / LeCont		8	178	Fittje, Jannes Zanardi / TM / LeCont
160	Pull, James Zanardi / BMB / LeCont		7	182	Azedo Sousa, Yohan Zanardi / BMB / LeCont
173	Baiz, Mauricio Birel / TM / LeCont		6	109	Ticktum, Daniel FA Kart / Vortex / LeCont
108	Dionisios, Marcu CRG / BMB / LeCont		5	162	Lorandi, Leonardo Tony Kart / Parilla / LeCont
104	Atoev, Vladimir Tony Kart / BMB / LeCont		4	101	Lorandi, Alessio Tony Kart / Parilla / LeCont
114	Elpitiya, Bryan Energy / TM / LeCont		3	105	Florescu, Petru Tony Kart / Vortex / LeCont
123	Defourny, Max Kosmic / TM / LeCont		2	179	Chaimongkol, Sasakorn Kosmic / TM / LeCont
142	Norris, Lando FA Kart / Vortex / LeCont		1	176	Raucci, Giuliano Energy / TM / LeCont

POLE POSITION





KF-Junior

Qualifying Heat C-E

Document 46

Results

Subject to scrutineering & sporting investigations

Rnk	No.	Driver	Nat	Entrant	Nat	Equipment	Laps	Gap	Interv.	Best Lap	Points
1	116	Mazepin, Nikita	RUS	Tony Kart Racing Team	ITA	Tony Kart / Vortex / LeCont	6			1:01.038	0
2	106	Daruvala, Jehan	GBR	Ricky Flynn Motorsport	GBR	FA Kart / Vortex / LeCont	6	0.531	0.531	1:01.072	2
3	158	Travisanutto, Lorenzo	ITA	Travisanutto, Fabrizio	ITA	Tony Kart / Vortex / LeCont	6	1.290	0.759	1:01.223	3
4	131	Sargeant, Logan	USA	Ward Racing	SWE	Tony Kart / Vortex / LeCont	6	1.611	0.321	1:00.963	4
5	144	Alex, -	ITA	Osella Engineering Srl	ITA	DR / BMB / LeCont	6	1.998	0.387	1:01.125	5
6	182	Azedo Sousa, Yohan	PRT	YKart Competition Team	PRT	Zanardi / BMB / LeCont	6	2.428	0.430	1:00.902	6
7	179	Chaimongkol, Sasakorn	GBR	Millennium Motorsport	GBR	Kosmic / TM / LeCont	6	2.672	0.244	1:01.303	7
8	109	Ticktum, Daniel	GBR	Ricky Flynn Motorsport	GBR	FA Kart / Vortex / LeCont	6	5.874	3.202	1:01.151	8
9	115	Hagenaes, Johan Nicolai	NOR	Mach 1 Motorsport	DEU	Mach 1 / TM / LeCont	6	6.314	0.440	1:01.654	9
10	125	Betsch, Mick	DEU	Tony Kart Racing Team	ITA	Tony Kart / Vortex / LeCont	6	6.705	0.391	1:01.537	10
11	171	Floersch, Sophia	DEU	Ward Racing	SWE	Tony Kart / Vortex / LeCont	6	6.924	0.219	1:01.578	11
12	146	Pulcini, Leonardo	ITA	Morsicani Racing	ITA	Tony Kart / Vortex / LeCont	6	7.182	0.258	1:01.877	12
13	161	Defrancesco, Devlin	USA	Chiesa Corse	ITA	Zanardi / BMB / LeCont	6	7.332	0.150	1:01.660	13
14	175	Martynyuk, Maxim	RUS	Energy Germany	DEU	Energy / TM / LeCont	6	7.528	0.196	1:01.686	14
15	162	Lorandi, Leonardo	ITA	Baby Race Srl	ITA	Tony Kart / Parilla / LeCont	6	7.948	0.420	1:01.729	15
16	176	Raucci, Giuliano	BRA	Gandolfi Ennio Racing	ITA	Energy / TM / LeCont	6	8.078	0.130	1:01.289	16
17	149	Lehouck, Arthur	FRA	Lehouck, Vincent	FRA	Lenzokart / TM / LeCont	6	8.394	0.316	1:01.749	17
18	105	Florescu, Petru	ROU	Morsicani Racing	ITA	Tony Kart / Vortex / LeCont	6	8.788	0.394	1:01.599	18
19	178	Fittje, Jannes	DEU	Keijzer Racing	NLD	Zanardi / TM / LeCont	6	8.982	0.194	1:01.422	19
20	101	Lorandi, Alessio	ITA	Baby Race Srl	ITA	Tony Kart / Parilla / LeCont	6	9.428	0.446	1:01.146	20
21	169	Masztalesz, Jakub	POL	Amo Racing Team	POL	Tony Kart / Vortex / LeCont	6	9.666	0.238	1:02.280	21
22	177	Russo, Guillermo	ESP	Genikart	ESP	FA Kart / Vortex / LeCont	6	9.860	0.194	1:01.893	22
23	127	Tarasov, Mikhail	RUS	Ward Racing	SWE	Tony Kart / Vortex / LeCont	6	10.170	0.310	1:01.691	23
24	184	Reicher, Simon	AUT	RK Racing Team	AUT	RK / TM / LeCont	6	11.849	1.679	1:01.885	24
25	152	Mathiesen, Dennis	DNK	Mathiesen, Kim	DNK	Tony Kart / Vortex / LeCont	6	12.240	0.391	1:02.168	25
26	148	Lundgaard, Daniel	DNK	Lundgaard, Henrik	DNK	Zanardi / Vortex / LeCont	4	2 Laps	2 Laps	1:01.946	26

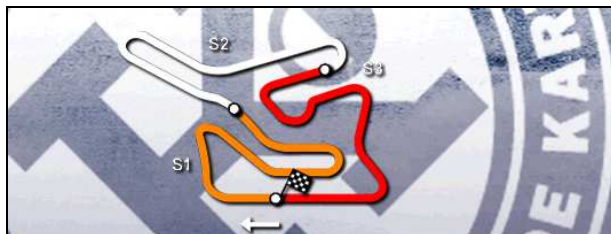
Leaders : No.158 Travisanutto, Lorenzo (1-3) / No.116 Mazepin, Nikita (4-6)

Start Time : 15/06 - 12:41:25

Best Lap : No.182 Azedo Sousa, Yohan 1:00.902 100.48 Kph

Weather : Sunny Air : 27°C Track : Dry

Event Record : No.183 Opmeer, Jarno 1:00.521 101.12 Kph



KF-Junior

Qualifying Heat C-E Lap Chart

For information purposes. No official / regulatory value

	1	2	3	4	5	6	7	8	9	10	11	12	13	14	15	16	17	18	19	20	21	22	23	24	25	26
Grid	158	176	131	179	146	105	116	101	144	162	106	109	125	182	161	178	171	148	149	175	169	115	127	184	177	152
Start	158	176	131	179	146	105	116	101	144	162	106	109	182	125	161	171	149	178	169	127	148	175	177	115	184	152
Lap 1 Interval	158	116 0.7	131 0.7	106 0.3	144 0.4	179 0.1	146 0.0	125 0.3	182 0.1	105 0.3	161 0.1	148 0.3	171 0.2	115 0.1	175 0.2	169 0.2	162 0.0	109 0.1	127 0.3	177 0.1	149 0.5	178 0.1	184 0.2	176 0.0	152 0.1	101 3.3
Lap 2	158	116 0.4	106 0.7	131 0.3	144 0.4	179 1.1	182 0.6	146 0.2	125 0.1	161 0.1	171 0.2	115 0.1	162 0.3	175 0.1	109 0.0	105 0.2	148 0.0	169 0.0	149 1.4	176 0.2	178 0.0	177 0.0	127 0.0	152 0.0	184 0.1	101 1.7
Lap 3	158	116 0.1	106 0.4	131 0.4	144 0.5	179 1.0	182 0.6	146 0.4	171 0.2	161 0.2	115 0.3	125 0.1	162 0.2	109 0.3	175 0.4	148 0.2	169 0.3	149 0.2	105 0.8	177 0.2	176 0.2	127 0.0	152 0.2	178 0.2	101 0.7	184 0.5
Lap 4	116	158 0.2	106 0.1	131 0.4	144 0.5	179 0.9	182 0.3	146 1.8	161 0.1	115 0.1	109 0.3	171 0.1	125 0.4	175 0.2	148 0.2	162 0.3	149 0.1	169 0.4	105 0.3	176 0.2	177 0.2	178 0.4	127 0.2	101 0.1	152 0.5	184 0.8
Lap 5	116	106 0.4	158 0.6	131 0.5	144 0.2	182 0.3	179 0.1	115 3.2	109 0.0	146 0.4	125 0.0	171 0.1	161 0.3	175 0.1	162 0.3	149 0.1	176 0.4	169 0.2	105 0.1	178 0.3	177 0.2	101 0.1	127 0.4	152 0.6	184 0.6	
Lap 6	116	106 0.5	158 0.7	131 0.3	144 0.3	182 0.4	179 0.2	109 3.2	115 0.4	125 0.3	171 0.2	146 0.2	161 0.1	175 0.1	162 0.4	176 0.1	149 0.3	105 0.3	178 0.1	101 0.4	169 0.2	177 0.1	127 0.3	184 1.6	152 0.3	



KF-Junior

Qualifying Heat C-E

Lap Time Analysis

For information purposes. No official / regulatory value

Laps	Sector 1	Sector 2	Sector 3	Lap Time	Laps	Sector 1	Sector 2	Sector 3	Lap Time	Laps	Sector 1	Sector 2	Sector 3	Lap Time
No.101 Lorandi, Alessio					No.127 Tarasov, Mikhail					No.152 Mathiesen, Dennis				
1	31.367	21.058	20.332	1:12.757	2	21.256	21.404	21.142	1:03.802	1	25.907	21.097	21.177	1:08.181
2	21.182	20.724	20.158	1:02.064	3	21.124	21.396	20.310	1:02.830	2	21.652	20.934	20.884	1:03.470
3	21.589	20.573	20.050	1:02.212	4	21.150	21.462	20.058	1:02.670	3	21.656	20.868	20.535	1:03.059
4	20.838	20.333	19.975	1:01.146	5	20.844	20.733	20.225	1:01.802	4	21.512	20.935	20.276	1:02.723
5	20.931	20.369	20.275	1:01.575	6	21.064	20.618	19.855	1:01.537	5	21.227	20.778	20.163	1:02.168
6	20.856	20.562	19.990	1:01.408	No.131 Sargeant, Logan					6	21.322	20.936	20.860	1:03.118
No.105 Florescu, Petru					1	25.375	21.371	20.693	1:07.439	No.158 Trvisanutto, Lorenzo				
1	24.419	21.181	20.724	1:06.324	2	22.083	21.441	21.143	1:04.667	1	22.004	20.840	20.385	1:03.229
2	21.502	22.037	21.047	1:04.586	3	21.493	20.697	20.691	1:02.881	2	21.432	20.787	20.197	1:02.416
3	21.395	22.122	20.781	1:04.298	4	21.215	20.818	20.297	1:02.330	3	21.233	20.756	20.231	1:02.220
4	21.024	20.642	20.065	1:01.731	5	21.444	20.601	20.131	1:02.176	4	21.321	20.713	20.011	1:02.045
5	20.898	20.827	20.331	1:02.056	6	21.028	20.598	20.065	1:01.691	5	21.400	20.746	20.012	1:02.158
6	21.027	20.616	19.956	1:01.599	No.144 Alex, -					6	20.879	20.441	19.903	1:01.223
No.106 Daruvala, Jehan					1	22.538	21.635	20.445	1:04.618	No.161 Defrancesco, Devlin				
1	23.370	20.855	20.453	1:04.678	2	21.506	20.755	20.232	1:02.493	1	24.292	21.330	20.411	1:06.033
2	21.081	20.552	20.128	1:01.761	3	21.036	20.463	20.187	1:01.686	2	21.289	21.097	20.982	1:03.368
3	21.021	20.575	20.005	1:01.601	4	21.022	20.631	20.020	1:01.673	3	21.154	20.925	20.105	1:02.184
4	20.956	20.640	20.051	1:01.647	5	20.866	21.325	19.912	1:02.103	4	20.978	21.011	20.150	1:02.139
5	20.971	20.496	19.926	1:01.393	6	20.786	20.274	19.903	1:00.963	5	21.665	21.301	20.397	1:03.363
6	20.716	20.401	19.955	1:01.072	No.146 Pulcini, Leonardo					6	21.268	20.452	19.940	1:01.660
No.109 Ticktum, Daniel					1	23.342	21.130	20.694	1:05.166	No.162 Lorandi, Leonardo				
1	25.992	21.106	20.560	1:07.658	2	21.382	20.607	20.201	1:02.190	1	25.945	20.975	20.682	1:07.602
2	21.543	20.550	20.712	1:02.805	3	21.018	20.636	20.125	1:01.779	2	21.172	20.704	20.912	1:02.788
3	21.537	20.826	20.026	1:02.389	4	21.082	20.531	20.027	1:01.640	3	21.281	20.623	20.352	1:02.256
4	20.826	20.506	20.181	1:01.513	5	20.865	20.874	20.054	1:01.793	4	20.947	21.939	20.325	1:03.211
5	20.909	20.990	20.023	1:01.922	6	20.761	20.351	20.013	1:01.125	5	20.911	20.584	20.525	1:02.020
6	20.880	20.475	19.796	1:01.151	No.148 Lundgaard, Daniel					6	20.923	20.526	20.280	1:01.729
No.115 Hagenaes, Johan Nicolai					1	22.626	22.477	20.453	1:05.556	No.169 Masztalerz, Jakub				
1	24.262	21.420	20.475	1:06.157	2	21.570	21.567	20.893	1:04.030	1	24.878	21.480	20.717	1:07.075
2	21.163	20.862	20.946	1:02.971	3	21.105	20.635	20.137	1:01.877	2	22.142	20.797	20.402	1:03.341
3	21.101	20.969	20.052	1:02.122	4	21.048	21.360	20.142	1:02.550	3	21.648	21.185	20.261	1:03.094
4	20.975	20.808	20.161	1:01.944	5	21.354	21.345	20.268	1:02.967	4	21.169	20.896	20.392	1:02.457
5	21.115	21.018	20.063	1:02.196	6	21.383	20.690	19.977	1:02.050	5	20.898	21.066	20.316	1:02.280
6	21.031	20.625	19.998	1:01.654	No.171 Floersch, Sophia					6	21.030	21.407	20.175	1:02.612
No.116 Mazepin, Nikita					1	24.237	21.237	20.498	1:05.972	No.175 Martynyuk, Maxim				
1	22.337	21.125	20.279	1:03.741	2	21.248	20.989	21.985	1:04.222	1	24.384	21.587	20.627	1:06.598
2	21.259	20.724	20.100	1:02.083	3	21.607	20.944	20.190	1:02.741					
3	21.078	20.712	20.157	1:01.947	4	21.144	20.727	20.075	1:01.946					
4	21.120	20.550	19.949	1:01.619	No.149 Lehock, Arthur									
5	20.979	20.526	19.837	1:01.342	1	26.237	21.083	21.051	1:08.371					
6	20.803	20.435	19.800	1:01.038	2	21.344	21.295	20.948	1:03.587					
No.125 Betsch, Mick					3	21.089	20.670	20.132	1:01.891					
1	24.028	21.104	20.416	1:05.548	4	21.026	20.592	20.131	1:01.749					
					5	20.981	20.540	20.469	1:01.990					
					6	20.882	20.630	20.560	1:02.072					



KF-Junior

Qualifying Heat C-E

Lap Time Analysis

For information purposes. No official / regulatory value

Laps	Sector 1	Sector 2	Sector 3	Lap Time	Laps	Sector 1	Sector 2	Sector 3	Lap Time
2	21.095	20.784	21.292	1:03.171	5	21.375	20.611	20.049	1:02.035
3	21.811	20.937	20.136	1:02.884	6	21.088	20.611	20.349	1:02.048
4	21.004	20.825	20.049	1:01.878					
5	20.895	20.928	20.416	1:02.239					
6	21.033	20.665	19.988	1:01.686					

No.176 Raucci, Giuliano

1	27.753	20.978	20.776	1:09.507
2	21.371	21.252	20.802	1:03.425
3	21.223	20.528	21.251	1:03.002
4	21.069	20.368	19.948	1:01.385
5	20.826	20.407	20.218	1:01.451
6	20.936	20.285	20.068	1:01.289

No.177 Russo, Guillermo

1	24.974	21.829	20.687	1:07.490
2	21.866	21.609	20.965	1:04.440
3	21.289	20.655	20.740	1:02.684
4	20.981	20.807	20.105	1:01.893
5	21.055	20.761	20.425	1:02.241
6	20.902	20.877	20.252	1:02.031

No.178 Fittje, Jannes

1	24.230	22.007	22.187	1:08.424
2	21.379	21.045	21.350	1:03.774
3	22.561	20.737	20.200	1:03.498
4	21.021	20.372	20.139	1:01.532
5	20.899	20.395	20.234	1:01.528
6	20.954	20.439	20.029	1:01.422

No.179 Chaimongkol, Sasakorn

1	22.561	21.865	21.093	1:05.519
2	21.652	21.320	20.205	1:03.177
3	21.083	20.556	20.045	1:01.684
4	21.092	20.437	19.962	1:01.491
5	20.890	20.563	19.931	1:01.384
6	20.805	20.512	19.986	1:01.303



























No.182 Azedo Sousa, Yohan

1	24.467	20.910	20.323	1:05.700
2	21.201	21.231	20.830	1:03.262
3	20.973	20.551	20.125	1:01.649
4	20.848	20.388	19.935	1:01.171
5	20.765	20.250	19.887	1:00.902
6	20.701	20.626	19.905	1:01.232


No.184 Reicher, Simon

1	25.537	21.458	21.129	1:08.124
2	21.787	21.161	20.862	1:03.810
3	23.323	20.965	20.305	1:04.593
4	21.107	20.605	20.173	1:01.885



177	Russo, Guillermo FA Kart / Vortex / LeCont		13	152	Mathiesen, Dennis Tony Kart / Vortex / LeCont	
127	Tarasov, Mikhail Tony Kart / Vortex / LeCont		12	184	Reicher, Simon RK / TM / LeCont	
169	Masztalerz, Jakub Tony Kart / Vortex / LeCont		11	115	Hagenaes, Johan Nicolai Mach 1 / TM / LeCont	
149	Lehouck, Arthur Lenzokart / TM / LeCont		10	175	Martynyuk, Maxim Energy / TM / LeCont	
171	Floersch, Sophia Tony Kart / Vortex / LeCont		9	148	Lundgaard, Daniel Zanardi / Vortex / LeCont	
161	Defrancesco, Devlin Zanardi / BMB / LeCont		8	178	Fittje, Jannes Zanardi / TM / LeCont	
125	Betsch, Mick Tony Kart / Vortex / LeCont		7	182	Azedo Sousa, Yohan Zanardi / BMB / LeCont	
106	Daruvala, Jehan FA Kart / Vortex / LeCont		6	109	Ticktum, Daniel FA Kart / Vortex / LeCont	
144	Alex, - DR / BMB / LeCont		5	162	Lorandi, Leonardo Tony Kart / Parilla / LeCont	
116	Mazepin, Nikita Tony Kart / Vortex / LeCont		4	101	Lorandi, Alessio Tony Kart / Parilla / LeCont	
146	Pulcini, Leonardo Tony Kart / Vortex / LeCont		3	105	Florescu, Petru Tony Kart / Vortex / LeCont	
131	Sargeant, Logan Tony Kart / Vortex / LeCont		2	179	Chaimongkol, Sasakorn Kosmic / TM / LeCont	
158	Travisanutto, Lorenzo Tony Kart / Vortex / LeCont		1	176	Raucci, Giuliano Energy / TM / LeCont	

POLE POSITION





KF-Junior

Qualifying Heat B-D

Document 45

Results

Subject to scrutineering & sporting investigations

Rnk	No.	Driver	Nat	Entrant	Nat	Equipment	Laps	Gap	Interv.	Best Lap	Points
1	117	Raspatelli, Matteo		Baby Race Srl		Tony Kart / Parilla / LeCont	6			1:00.988	0
2	136	Beckmann, David		Zanardi		Zanardi / BMB / LeCont	6	0.169	0.169	1:01.205	2
3	129	Vartanyan, Alexander		Ward Racing		Tony Kart / Vortex / LeCont	6	0.873	0.704	1:01.059	3
4	103	Kari, Niko		Ricky Flynn Motorsport		FA Kart / Vortex / LeCont	6	1.165	0.292	1:01.317	4
5	112	Lessennes, Benjamin		Kosmic Racing Dept		Kosmic / Vortex / LeCont	6	1.411	0.246	1:01.245	5
6	107	Bale, Thomas Michael		Ricky Flynn Motorsport		FA Kart / Vortex / LeCont	6	1.688	0.277	1:01.267	6
7	138	Ahmed, Enaam		Ricky Flynn Motorsport		FA Kart / Vortex / LeCont	6	2.778	1.090	1:00.924	7
8	128	Lundqvist, Linus		Ward Racing		Tony Kart / Vortex / LeCont	6	3.555	0.777	1:01.135	8
9	133	Haapalainen, Tuomas		ART Grand Prix Srl		ART GP / TM / LeCont	6	4.596	1.041	1:01.434	9
10	170	Krencisz, Jan		Amo Racing Team		Tony Kart / Vortex / LeCont	6	5.694	1.098	1:01.373	10
11	124	Bollier, Jules		Bollier, Romain		Kosmic / Parilla / LeCont	6	6.101	0.407	1:01.357	11
12	102	Sitnikov, Nikita		Team Komarov		Tony Kart / BMB / LeCont	6	6.828	0.727	1:01.218	12
13	145	Mosca, Tommaso		Mosca, Diego		Tony Kart / BMB / LeCont	6	7.187	0.359	1:01.445	13
14	181	Puhakka, Juuso		Kohtala Sports		Kosmic / Vortex / LeCont	6	7.225	0.038	1:01.226	14
15	150	Squaranti, Federico		Kosmic Racing Dept		Kosmic / Vortex / LeCont	6	7.448	0.223	1:01.427	15
16	130	Korpivaara, Ilmari		Ward Racing		Tony Kart / Vortex / LeCont	6	7.564	0.116	1:01.119	16
17	121	Valtonen, Isac		Energy Corse		Energy / TM / LeCont	6	8.169	0.605	1:01.071	17
18	164	Garcia Lopez, Marta		AV Racers Intnal		Zanardi / BMB / LeCont	6	9.290	1.121	1:01.396	18
19	140	Fewtrell, Max		Ricky Flynn Motorsport		FA Kart / Vortex / LeCont	6	11.956	2.666	1:01.101	19
20	166	Xia, Yifan		ART Grand Prix Srl		ART GP / TM / LeCont	6	12.467	0.511	1:01.332	20
21	120	Skärås, Emil		Ward Racing		Tony Kart / Vortex / LeCont	6	13.399	0.932	1:01.990	21
22	153	Hobart, Matthias		Kartban Motorsport S.L.		Birel / TM / LeCont	6	14.346	0.947	1:02.788	22
23	174	Marinescu, Alexandra		DR Srl		DR / TM / LeCont	6	16.323	1.977	1:02.490	23
24	141	Shlom, Yan Leon		Shlom, Vadim		Tony Kart / Parilla / LeCont	6	16.463	0.140	1:01.517	24
25	134	Peltola, Olli		ART Grand Prix Srl		ART GP / TM / LeCont	6	17.762	1.299	1:01.270	25
26	154	Milell, Noah		JP Racing		Exprit / Vortex / LeCont	0	6 Laps	6 Laps		26
27	155	Munoz Fernandez, Adrian		Bermudez, Jose Luis		Tony Kart / Vortex / LeCont	0	6 Laps			27

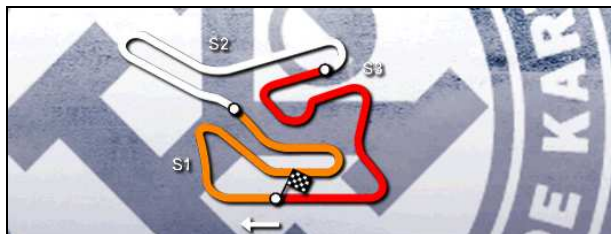
Leaders : No.117 Raspatelli, Matteo (1-2) / No.136 Beckmann, David (3-5) / No.117 Raspatelli, Matteo (6-6)

Start Time : 15/06 - 12:22:46

Best Lap : No.138 Ahmed, Enaam 1:00.924 100.45 Kph

Weather : Sunny Air : 27°C Track : Dry

Event Record : No.183 Opmeer, Jarno 1:00.521 101.12 Kph



KF-Junior

Qualifying Heat B-D Lap Chart

For information purposes. No official / regulatory value

	1	2	3	4	5	6	7	8	9	10	11	12	13	14	15	16	17	18	19	20	21	22	23	24	25	26	27
Grid	136	154	117	103	112	129	107	124	134	155	140	133	128	138	145	130	121	166	170	174	150	102	164	181	141	120	153
Start	136	117	112	107	103	134	129	140	124	128	155	145	121	133	138	170	130	150	154	164	166	141	153	174	102	181	120
Lap 1 Interval	117	136 0.2	103 0.3	107 0.2	112 0.2	129 0.3	128 0.7	140 0.1	134 0.3	138 0.7	133 0.2	145 0.5	170 0.0	166 0.5	150 0.1	164 0.2	124 0.2	141 0.1	153 0.2	181 0.1	121 0.1	102 0.0	120 0.8	130 0.5	174 2.6		
Lap 2	117	136 0.2	103 0.2	107 0.4	129 0.0	112 0.0	134 1.5	128 0.2	138 0.1	133 0.2	140 0.2	145 0.9	170 0.0	150 0.2	166 0.4	124 0.2	164 0.4	102 0.1	181 0.1	121 0.7	120 0.2	130 0.1	153 0.3	174 3.2	141 4.0		
Lap 3	136	117 0.2	103 0.1	107 0.4	129 0.1	112 0.1	138 2.2	128 0.1	133 0.3	170 0.7	150 0.4	124 0.4	145 0.3	102 0.2	181 0.6	164 0.6	130 0.2	121 0.2	153 1.0	166 1.4	120 0.6	140 0.2	174 1.1	141 2.9	134 1.8		
Lap 4	136	117 0.1	103 0.3	129 0.3	107 0.2	112 0.1	138 1.9	128 0.3	133 0.4	170 1.1	150 0.2	124 0.2	102 0.3	145 0.4	181 0.3	130 0.9	121 0.4	164 0.4	153 1.6	166 0.5	140 0.5	120 0.3	174 1.9	141 1.8	134 1.8		
Lap 5	136	117 0.2	103 0.3	129 0.1	112 0.6	107 0.2	138 1.4	128 0.5	133 0.7	170 1.1	150 0.1	124 0.1	102 0.2	145 0.6	181 0.0	130 0.7	121 0.3	164 1.0	140 2.9	166 0.2	153 0.1	120 0.0	174 2.4	141 1.1	134 1.3		
Lap 6	117	136 0.1	129 0.7	103 0.2	112 0.2	107 0.2	138 1.0	128 0.7	133 1.0	170 1.0	124 0.4	102 0.7	145 0.3	181 0.0	150 0.2	130 0.1	121 0.6	164 1.1	140 2.6	166 0.5	120 0.9	153 0.9	174 1.9	141 0.1	134 1.2		



KF-Junior

Qualifying Heat B-D

Lap Time Analysis

For information purposes. No official / regulatory value

Laps	Sector 1	Sector 2	Sector 3	Lap Time	Laps	Sector 1	Sector 2	Sector 3	Lap Time	Laps	Sector 1	Sector 2	Sector 3	Lap Time
No.102 Sitnikov, Nikita					2	22.204	20.982	20.291	1:03.477	5	20.996	20.463	19.811	1:01.270
1	24.252	23.094	20.459	1:07.805	3	21.196	21.433	20.394	1:03.023	6	21.012	20.598	19.837	1:01.447
2	21.567	20.778	20.097	1:02.442	4	21.091	20.674	19.982	1:01.747	No.136 Beckmann, David				
3	21.137	20.637	20.436	1:02.210	5	20.852	20.421	19.798	1:01.071	1	21.807	21.269	20.383	1:03.459
4	20.884	20.605	19.900	1:01.389	6	20.840	20.598	19.904	1:01.342	2	21.595	20.703	20.329	1:02.627
5	20.944	20.392	19.882	1:01.218	No.124 Bollier, Jules					3	21.237	20.572	20.022	1:01.831
6	21.420	20.620	19.928	1:01.968	1	24.572	22.741	20.983	1:08.296	4	21.041	20.560	19.971	1:01.572
No.103 Kari, Niko					2	21.271	20.937	20.540	1:02.748	5	20.954	20.481	19.770	1:01.205
1	22.187	20.966	20.369	1:03.522	3	21.132	20.869	20.164	1:02.165	6	20.853	20.698	19.901	1:01.452
2	21.458	20.801	20.295	1:02.554	4	21.042	20.557	20.036	1:01.635	No.138 Ahmed, Enaam				
3	21.204	20.650	20.126	1:01.980	5	20.918	20.455	19.984	1:01.357	1	23.359	21.607	20.597	1:05.563
4	21.053	20.582	20.066	1:01.701	6	21.079	20.480	19.898	1:01.457	2	21.300	20.870	20.242	1:02.412
5	20.960	20.448	19.909	1:01.317	No.128 Lundqvist, Linus					3	21.239	21.157	20.064	1:02.460
6	20.946	20.936	19.886	1:01.768	1	23.258	21.185	20.520	1:04.963	4	20.951	20.472	19.906	1:01.329
No.107 Bale, Thomas Michael					2	21.980	21.196	20.228	1:03.404	5	20.857	20.425	19.729	1:01.011
1	22.078	21.273	20.466	1:03.817	3	21.362	21.138	20.336	1:02.836	6	20.787	20.374	19.763	1:00.924
2	21.514	20.814	20.394	1:02.722	4	21.041	20.491	19.977	1:01.509	No.140 Fewtrell, Max				
3	21.332	20.635	20.081	1:02.048	5	20.890	20.468	19.854	1:01.212	1	23.514	21.172	20.511	1:05.197
4	21.021	20.726	20.113	1:01.860	6	20.800	20.428	19.907	1:01.135	2	21.626	21.486	20.861	1:03.973
5	20.957	20.664	20.064	1:01.685	No.129 Vartanyan, Alexander					3	21.166	21.561	21.001	1:09.728
6	20.871	20.457	19.939	1:01.267	1	23.035	20.875	20.369	1:04.279	4	21.255	20.466	19.911	1:01.632
No.112 Lessennes, Benjamin					2	21.243	20.628	20.382	1:02.253	5	20.919	20.605	20.381	1:01.905
1	21.966	21.782	20.426	1:04.174	3	21.164	20.857	20.116	1:02.137	6	20.873	20.464	19.764	1:01.101
2	21.357	20.739	20.575	1:02.671	4	20.916	20.485	19.990	1:01.391	No.141 Shlom, Yan Leon				
3	21.296	20.679	20.256	1:02.231	5	20.798	20.368	19.893	1:01.059	1	24.855	21.351	21.172	1:07.378
4	21.066	20.541	20.057	1:01.664	6	20.899	20.626	19.844	1:01.369	2	21.447	20.391	20.371	1:12.209
5	20.942	20.341	19.962	1:01.245	No.130 Korpivaara, Ilmari					3	21.322	20.892	20.091	1:02.305
6	20.831	20.441	19.992	1:01.264	1	24.781	24.324	20.645	1:09.750	4	21.144	20.637	19.962	1:01.743
No.117 Raspatelli, Matteo					2	21.576	20.686	20.254	1:02.516	5	21.162	20.686	19.938	1:01.786
1	21.844	20.869	20.423	1:03.136	3	21.221	21.028	20.063	1:02.312	6	21.004	20.636	19.877	1:01.517
2	21.516	20.809	20.336	1:02.661	4	21.058	20.560	19.923	1:01.541	No.145 Mosca, Tommaso				
3	21.192	20.935	20.166	1:02.293	5	20.902	20.443	19.774	1:01.119	1	23.272	22.569	20.747	1:06.588
4	20.949	20.527	20.045	1:01.521	6	20.845	20.488	19.789	1:01.122	2	21.542	21.111	20.387	1:03.040
5	20.976	20.420	19.913	1:01.309	No.133 Haapalainen, Tuomas					3	21.495	21.437	20.582	1:03.514
6	20.748	20.374	19.866	1:00.988	1	23.324	22.038	20.545	1:05.907	4	20.973	20.919	20.198	1:02.090
No.120 Skärås, Emil					2	21.359	20.695	20.334	1:02.388	5	20.991	20.494	19.960	1:01.445
1	25.480	21.643	21.009	1:08.132	3	21.163	21.474	20.066	1:02.703	6	20.984	20.534	20.113	1:01.631
2	21.517	20.954	20.375	1:02.846	4	21.030	20.606	20.048	1:01.684	No.150 Squaranti, Federico				
3	21.772	23.298	20.684	1:05.754	5	20.980	20.579	19.913	1:01.472	1	24.283	21.732	20.955	1:06.970
4	21.200	20.928	20.158	1:02.286	6	20.921	20.591	19.922	1:01.434	2	21.307	21.083	20.268	1:02.658
5	21.095	20.657	20.339	1:02.091	No.134 Peltola, Olli					3	21.207	21.006	20.171	1:02.384
6	21.279	20.720	19.991	1:01.990	1	23.272	21.611	20.700	1:05.583	4	20.908	20.669	20.225	1:01.802
No.121 Valtonen, Isac					2	21.567	20.866	20.195	1:02.628	5	20.916	20.518	19.993	1:01.427
1	24.286	21.776	22.473	1:08.535	3	21.560	23.307	31.794	1:16.661	6	21.983	20.959	20.033	1:02.975
					4	21.198	20.645	19.974	1:01.817					



KF-Junior

Qualifying Heat B-D

Lap Time Analysis

For information purposes. No official / regulatory value

Laps Sector 1 Sector 2 Sector 3 Lap Time

No.153 Hobart, Matthias

Laps	Sector 1	Sector 2	Sector 3	Lap Time
1	24.974	21.453	21.050	1:07.477
2	21.568	22.080	21.045	1:04.693
3	21.491	21.115	20.554	1:03.160
4	21.501	20.951	20.336	1:02.788
5	21.407	20.985	21.111	1:03.503
6	21.466	21.201	20.359	1:03.026

No.164 Garcia Lopez, Marta

Laps	Sector 1	Sector 2	Sector 3	Lap Time
1	24.180	21.792	21.064	1:07.036
2	21.694	21.550	20.182	1:03.426
3	21.468	21.796	20.393	1:03.657
4	21.473	21.025	20.106	1:02.604
5	21.202	20.675	19.845	1:01.722
6	21.024	20.598	19.774	1:01.396

No.166 Xia, Yifan

Laps	Sector 1	Sector 2	Sector 3	Lap Time
1	23.676	21.949	20.916	1:06.541
2	21.394	21.458	20.376	1:03.228
3	21.150	21.261	24.748	1:07.159
4	21.283	20.589	20.050	1:01.922
5	21.139	20.818	20.826	1:02.783
6	20.965	20.471	19.896	1:01.332

No.170 Krencisz, Jan

Laps	Sector 1	Sector 2	Sector 3	Lap Time
1	23.474	21.503	21.391	1:06.368
2	21.588	21.103	20.335	1:03.026
3	21.345	20.790	20.077	1:02.212
4	21.061	20.847	20.120	1:02.028
5	20.966	20.609	19.938	1:01.513
6	20.895	20.518	19.960	1:01.373

No.174 Marinescu, Alexandra















Laps	Sector 1	Sector 2	Sector 3	Lap Time
1	29.539	21.413	20.912	1:11.864
2	21.850	21.008	20.641	1:03.499
3	21.637	21.123	20.612	1:03.372
4	21.558	20.834	20.446	1:02.838
5	21.411	20.769	20.343	1:02.523
6	21.453	20.783	20.254	1:02.490

No.181 Puhakka, Juuso

Laps	Sector 1	Sector 2	Sector 3	Lap Time
1	25.185	21.251	20.978	1:07.414
2	21.575	21.136	20.137	1:02.848
3	21.243	21.051	20.453	1:02.747
4	20.943	20.521	20.013	1:01.477
5	20.913	20.419	19.894	1:01.226
6	21.055	20.544	19.980	1:01.579

KF-Junior**Qualifying Heat B-D****Document 28****Starting Grid**

Subject to scrutineering & sporting investigations

153	Hobart, Matthias Birel / TM / LeCont		14		
141	Shlom, Yan Leon Tony Kart / Parilla / LeCont		13	120	Skärås, Emil Tony Kart / Vortex / LeCont
164	Garcia Lopez, Marta Zanardi / BMB / LeCont		12	181	Puhakka, Juuso Kosmic / Vortex / LeCont
150	Squaranti, Federico Kosmic / Vortex / LeCont		11	102	Sitnikov, Nikita Tony Kart / BMB / LeCont
170	Krencisz, Jan Tony Kart / Vortex / LeCont		10	174	Marinescu, Alexandra DR / TM / LeCont
121	Valtonen, Isac Energy / TM / LeCont		9	166	Xia, Yifan ART GP / TM / LeCont
145	Mosca, Tommaso Tony Kart / BMB / LeCont		8	130	Korpivaara, Ilmari Tony Kart / Vortex / LeCont
128	Lundqvist, Linus Tony Kart / Vortex / LeCont		7	138	Ahmed, Enaam FA Kart / Vortex / LeCont
140	Fewtrell, Max FA Kart / Vortex / LeCont		6	133	Haapalainen, Tuomas ART GP / TM / LeCont
134	Peltola, Olli ART GP / TM / LeCont		5	155	Munoz Fernandez, Adrian Tony Kart / Vortex / LeCont
107	Bale, Thomas Michael FA Kart / Vortex / LeCont		4	124	Bollier, Jules Kosmic / Parilla / LeCont
112	Lessennes, Benjamin Kosmic / Vortex / LeCont		3	129	Vartanyan, Alexander Tony Kart / Vortex / LeCont
117	Raspatelli, Matteo Tony Kart / Parilla / LeCont		2	103	Kari, Niko FA Kart / Vortex / LeCont
136	Beckmann, David Zanardi / BMB / LeCont		1	154	Milell, Noah Exprit / Vortex / LeCont

POLE POSITION





KF-Junior

Qualifying Heat A-F

Document 44

Results

Subject to scrutineering & sporting investigations

Rnk	No.	Driver	Nat	Entrant	Nat	Equipment	Laps	Gap	Interv.	Best Lap	Points
1	142	Norris, Lando		Ricky Flynn Motorsport		FA Kart / Vortex / LeCont	6			1:00.741	0
2	122	Van Leeuwen, Martijn		Keijzer Racing		Zanardi / TM / LeCont	6	0.804	0.804	1:00.866	2
3	111	Aubry, Gabriel		Birel Motorsport		Birel / TM / LeCont	6	1.265	0.461	1:00.825	3
4	104	Atoev, Vladimir		Team Komarov		Tony Kart / BMB / LeCont	6	1.793	0.528	1:00.939	4
5	123	Defourny, Max		Defourny, Didier		Kosmic / TM / LeCont	6	2.312	0.519	1:01.035	5
6	114	Elpitiya, Bryan		Energy Corse		Energy / TM / LeCont	6	2.496	0.184	1:00.901	6
7	167	Sette Camara, Sergio		ART Grand Prix Srl		ART GP / TM / LeCont	6	2.856	0.360	1:00.919	7
8	157	Shwartzman, Robert		Forza Racing		Tony Kart / TM / LeCont	6	3.038	0.182	1:00.734	8
9	183	Opmeer, Jarno		Maddox		Maddox / TM / LeCont	6	3.160	0.122	1:00.670	9
10	108	Dionisios, Marcu		CRG SpA		CRG / BMB / LeCont	6	5.181	2.021	1:00.670	10
11	126	Thompson, Parker		Energy Corse		Energy / TM / LeCont	6	5.538	0.357	1:00.636	11
12	172	Gordeev, Alexander		Ward Racing		Tony Kart / Vortex / LeCont	6	6.226	0.688	1:01.132	12
13	119	Marino, Sato		Praga Kart Racing		Praga / Parilla / LeCont	6	6.581	0.355	1:01.063	13
14	151	Daim, Bin Hishammudin		Kosmic Racing Dept		Kosmic / Vortex / LeCont	6	9.524	2.943	1:01.091	14
15	163	Machado Carrillo, Alexandre		AV Racers Intnal		Zanardi / BMB / LeCont	6	9.808	0.284	1:00.872	15
16	110	Bonduel, Amaury		Bonduel Racing		ART GP / TM / LeCont	6	10.122	0.314	1:01.001	16
17	147	Pasma, Patrik		MGM Racing		Birel / Parilla / LeCont	6	11.118	0.996	1:01.375	17
18	180	Johansson, Antti		Kohtala Sports		Kosmic / Vortex / LeCont	6	11.765	0.647	1:01.570	18
19	160	Pull, James		Chiesa Corse		Zanardi / BMB / LeCont	6	12.062	0.297	1:01.646	19
20	135	Signorelli, Matias Ezequiel		Signorelli, Carlos Alberto		Tony Kart / Vortex / LeCont	6	12.252	0.190	1:01.609	20
21	173	Baiz, Mauricio		Birel Motorsport		Birel / TM / LeCont	6	12.857	0.605	1:01.576	21
22	139	Santos Gomez, Lisard		Simon Julve, Ruben		Tony Kart / Vortex / LeCont	6	13.171	0.314	1:01.509	22
23	159	Leuillet, Tom		Leuillet, Francis		Birel / TM / LeCont	6	13.500	0.329	1:01.533	23
24	132	Zackary, Dante		Praga Kart Racing		Praga / Parilla / LeCont	6	13.528	0.028	1:02.097	24
25	156	Dallamano, Stefano		Cancelli, Franck		Kosmic / Parilla / LeCont	6	13.660	0.132	1:01.269	25
26	168	Borrelli, Diego		ART Grand Prix Srl		ART GP / TM / LeCont	6	17.981	4.321	1:01.330	26
27	165	Fontecha Martinez, Laia		AV Racers Intnal		Zanardi / BMB / LeCont	6	19.626	1.645	1:01.893	27

Leaders : No.142 Norris, Lando (1-6)

Start Time : 15/06 - 12:01:16

Best Lap : No.126 Thompson, Parker

1:00.636 100.93 Kph

Weather : Sunny Air : 27°C Track : Dry

Event Record : No.183 Opmeer, Jarno

1:00.521 101.12 Kph



KF-Junior

Qualifying Heat A-F Lap Chart

For information purposes. No official / regulatory value

	1	2	3	4	5	6	7	8	9	10	11	12	13	14	15	16	17	18	19	20	21	22	23	24	25	26	27
Grid	142	122	123	111	114	167	104	157	108	126	173	159	160	168	183	119	163	110	151	172	132	156	147	180	135	139	165
Start	142	122	123	111	114	167	104	157	108	126	159	173	160	168	119	110	183	151	172	132	156	147	135	180	139	165	163
Lap 1 Interval	142	122 0.6	123 0.5	111 0.2	104 0.3	167 0.1	114 0.1	173 0.9	157 0.2	108 0.2	183 0.0	126 0.4	172 0.3	160 0.2	110 0.3	119 0.0	151 0.0	135 0.0	132 0.6	147 1.3	163 0.9	180 0.5	139 1.4	159 0.6	156 0.9	165 1.5	168 2.3
Lap 2	142	122 0.4	123 0.5	111 0.1	104 0.1	167 0.6	114 0.2	157 0.9	183 0.3	108 0.2	126 0.5	172 0.1	173 0.8	119 0.1	110 0.3	151 0.1	135 0.0	132 0.3	160 0.0	147 1.0	163 0.7	180 0.3	139 1.6	159 0.6	156 1.0	165 2.3	168 1.7
Lap 3	142	122 0.5	111 0.7	123 0.1	104 0.1	167 0.2	114 0.2	157 0.7	183 0.4	126 1.1	108 0.2	172 0.1	119 1.1	110 1.4	135 0.0	151 0.1	160 0.3	147 0.4	132 0.2	163 0.1	173 0.3	180 0.0	139 1.4	159 0.4	156 1.1	165 3.1	168 0.8
Lap 4	142	122 0.5	111 0.6	104 0.2	123 0.1	167 0.2	114 0.2	157 0.5	183 0.2	172 2.2	126 0.1	108 0.1	119 0.7	151 2.8	135 0.3	160 0.1	163 0.2	110 0.1	147 0.2	180 0.2	173 0.3	132 0.1	139 0.3	159 0.4	156 1.1	168 4.1	165 0.3
Lap 5	142	122 0.6	111 0.5	104 0.3	123 0.2	167 0.1	114 0.1	157 0.4	183 0.1	108 2.5	126 0.3	172 0.1	119 0.4	151 2.8	163 0.4	110 0.2	147 0.5	180 0.5	160 0.2	135 0.2	139 0.3	173 0.2	132 0.1	159 0.0	156 0.8	168 4.1	165 0.9
Lap 6	142	122 0.8	111 0.4	104 0.5	123 0.5	114 0.1	167 0.3	157 0.1	183 0.1	108 2.0	126 0.3	172 0.6	119 0.3	151 2.9	163 0.2	110 0.3	147 0.9	180 0.6	160 0.2	135 0.1	173 0.6	139 0.3	159 0.3	132 0.0	156 0.1	168 4.3	165 1.6



KF-Junior

Qualifying Heat A-F

Lap Time Analysis

For information purposes. No official / regulatory value

Laps	Sector 1	Sector 2	Sector 3	Lap Time	Laps	Sector 1	Sector 2	Sector 3	Lap Time
No.163 Machado Carrillo, Alexandre					2	21.068	20.565	20.032	1:01.665
1		21.066	19.941	1:07.937	3	21.052	20.626	20.281	1:01.959
2	21.077	20.761	20.032	1:01.870	4	21.124	20.885	20.059	1:02.068
3	21.011	20.494	20.376	1:01.881	5	21.153	20.633	19.903	1:01.689
4	21.051	20.819	20.051	1:01.921	6	20.799	20.776	19.995	1:01.570
5	20.801	20.378	19.693	1:00.872	No.183 Opmeer, Jarno				
6	20.822	20.420	19.746	1:00.988	1	23.811	20.961	20.223	1:04.995
No.165 Fontecha Martinez, Laia					2	21.164	20.654	19.862	1:01.680
1	31.691	21.543	20.356	1:13.590	3	20.763	20.451	19.772	1:00.986
2	21.491	21.115	20.130	1:02.736	4	20.693	20.262	19.715	1:00.670
3	21.229	21.147	20.177	1:02.553	5	20.756	20.207	19.762	1:00.725
4	21.365	21.535	20.060	1:02.960	6	20.684	20.583	19.971	1:01.238
5	21.020	20.841	20.032	1:01.893	No.167 Sette Camara, Sergio				
6	21.192	20.872	20.030	1:02.094	1	23.107	20.811	20.128	1:04.046
No.167 Sette Camara, Sergio					2	21.235	20.639	20.002	1:01.876
1	23.107	20.811	20.128	1:04.046	3	20.949	20.468	19.781	1:01.198
2	21.235	20.639	20.002	1:01.876	4	20.802	20.386	19.867	1:01.055
3	20.949	20.468	19.781	1:01.198	5	20.688	20.336	19.895	1:00.919
4	20.802	20.386	19.867	1:01.055	6	20.812	21.060	19.854	1:01.726
5	20.688	20.336	19.895	1:00.919	No.168 Borrelli, Diego				
6	20.812	21.060	19.854	1:01.726	1	35.525	21.354	20.363	1:17.242
No.168 Borrelli, Diego					2	21.203	20.914	20.011	1:02.128
1	35.525	21.354	20.363	1:17.242	3	20.990	20.718	19.966	1:01.674
2	21.203	20.914	20.011	1:02.128	4	21.036	20.770	19.867	1:01.673
3	20.990	20.718	19.966	1:01.674	5	20.927	20.496	19.907	1:01.330
4	21.036	20.770	19.867	1:01.673	6	20.987	20.561	19.855	1:01.403
5	20.927	20.496	19.907	1:01.330	No.172 Gordeev, Alexander				
6	20.987	20.561	19.855	1:01.403	1	23.853	21.252	20.437	1:05.542
No.172 Gordeev, Alexander					2	21.099	20.648	20.098	1:01.845
1	23.853	21.252	20.437	1:05.542	3	20.964	20.464	20.164	1:01.592
2	21.099	20.648	20.098	1:01.845	4	20.845	20.643	19.855	1:01.343
3	20.964	20.464	20.164	1:01.592	5	20.906	20.584	20.207	1:01.697
4	20.845	20.643	19.855	1:01.343	6	20.914	20.332	19.886	1:01.132
5	20.906	20.584	20.207	1:01.697	No.173 Baiz, Mauricio				
6	20.914	20.332	19.886	1:01.132	1	23.411	21.167	20.354	1:04.932
No.173 Baiz, Mauricio					2	21.217	21.458	21.395	1:04.070
1	23.411	21.167	20.354	1:04.932	3	21.719	21.352	22.014	1:05.085
2	21.217	21.458	21.395	1:04.070	4	21.403	20.771	20.353	1:02.527
3	21.719	21.352	22.014	1:05.085	5	21.097	20.768	20.517	1:02.382
4	21.403	20.771	20.353	1:02.527	6	20.836	20.419	20.321	1:01.576
5	21.097	20.768	20.517	1:02.382	No.180 Johansson, Antti				
6	20.836	20.419	20.321	1:01.576	1	28.045	21.137	20.169	1:09.351
No.180 Johansson, Antti									





KF-Junior

Qualifying Heat A-F

Document 27

Starting Grid

Subject to scrutineering & sporting investigations

165	Fontecha Martinez, Laia Zanardi / BMB / LeCont		14		
135	Signorelli, Matias Ezequiel Tony Kart / Vortex / LeCont		13	139	Santos Gomez, Lisard Tony Kart / Vortex / LeCont
147	Pasma, Patrik Birel / Parilla / LeCont		12	180	Johansson, Antti Kosmic / Vortex / LeCont
132	Zackary, Dante Praga / Parilla / LeCont		11	156	Dallamano, Stefano Kosmic / Parilla / LeCont
151	Daim, Bin Hishammudin Kosmic / Vortex / LeCont		10	172	Gordeev, Alexander Tony Kart / Vortex / LeCont
163	Machado Carrillo, Alexandre Zanardi / BMB / LeCont		9	110	Bonduel, Amaury ART GP / TM / LeCont
183	Opmeer, Jarno Maddox / TM / LeCont		8	119	Marino, Sato Praga / Parilla / LeCont
160	Pull, James Zanardi / BMB / LeCont		7	168	Borrelli, Diego ART GP / TM / LeCont
173	Baiz, Mauricio Birel / TM / LeCont		6	159	Leuillet, Tom Birel / TM / LeCont
108	Dionisios, Marcu CRG / BMB / LeCont		5	126	Thompson, Parker Energy / TM / LeCont
104	Atoev, Vladimir Tony Kart / BMB / LeCont		4	157	Shwartzman, Robert Tony Kart / TM / LeCont
114	Elpitiya, Bryan Energy / TM / LeCont		3	167	Sette Camara, Sergio ART GP / TM / LeCont
123	Defourny, Max Kosmic / TM / LeCont		2	111	Aubry, Gabriel Birel / TM / LeCont
142	Norris, Lando FA Kart / Vortex / LeCont		1	122	Van Leeuwen, Martijn Zanardi / TM / LeCont

POLE POSITION





KF-Junior

Qualifying Heat D-E

Document 43

Results

Subject to scrutineering & sporting investigations

Rnk	No.	Driver	Nat	Entrant	Nat	Equipment	Laps	Gap	Interv.	Best Lap	Points
1	103	Kari, Niko		Ricky Flynn Motorsport		FA Kart / Vortex / LeCont	6			1:00.845	0
2	179	Chaimongkol, Sasakorn		Millennium Motorsport		Kosmic / TM / LeCont	6	0.709	0.709	1:00.788	2
3	154	Milell, Noah		JP Racing		Exprit / Vortex / LeCont	6	1.756	1.047	1:00.962	3
4	138	Ahmed, Enaam		Ricky Flynn Motorsport		FA Kart / Vortex / LeCont	6	2.347	0.591	1:00.740	4
5	133	Haapalainen, Tuomas		ART Grand Prix Srl		ART GP / TM / LeCont	6	3.132	0.785	1:01.018	5
6	155	Munoz Fernandez, Adrian		Bermudez, Jose Luis		Tony Kart / Vortex / LeCont	6	3.458	0.326	1:01.059	6
7	102	Sitnikov, Nikita		Team Komarov		Tony Kart / BMB / LeCont	6	3.754	0.296	1:00.702	7
8	182	Azedo Sousa, Yohan		YKart Competition Team		Zanardi / BMB / LeCont	6	4.052	0.298	1:00.699	8
9	101	Lorandi, Alessio		Baby Race Srl		Tony Kart / Parilla / LeCont	6	4.976	0.924	1:00.836	9
10	105	Florescu, Petru		Morsicani Racing		Tony Kart / Vortex / LeCont	6	5.244	0.268	1:01.502	10
11	115	Hagenaes, Johan Nicolai		Mach 1 Motorsport		Mach 1 / TM / LeCont	6	5.343	0.099	1:00.927	11
12	124	Bollier, Jules		Bollier, Romain		Kosmic / Parilla / LeCont	6	5.664	0.321	1:00.929	12
13	109	Ticktum, Daniel		Ricky Flynn Motorsport		FA Kart / Vortex / LeCont	6	5.817	0.153	1:00.613	13
14	178	Fittje, Jannes		Keijzer Racing		Zanardi / TM / LeCont	6	6.755	0.938	1:01.206	14
15	175	Martynyuk, Maxim		Energy Germany		Energy / TM / LeCont	6	6.934	0.179	1:01.056	15
16	130	Korpivaara, Ilmari		Ward Racing		Tony Kart / Vortex / LeCont	6	8.236	1.302	1:01.045	16
17	162	Lorandi, Leonardo		Baby Race Srl		Tony Kart / Parilla / LeCont	6	8.497	0.261	1:01.200	17
18	181	Puhakka, Juuso		Kohtala Sports		Kosmic / Vortex / LeCont	6	8.539	0.042	1:01.044	18
19	176	Raucci, Giuliano		Gandolfi Ennio Racing		Energy / TM / LeCont	6	8.763	0.224	1:00.931	19
20	120	Skärås, Emil		Ward Racing		Tony Kart / Vortex / LeCont	6	9.051	0.288	1:01.329	20
21	148	Lundgaard, Daniel		Lundgaard, Henrik		Zanardi / Vortex / LeCont	6	9.565	0.514	1:01.065	21
22	184	Reicher, Simon		RK Racing Team		RK / TM / LeCont	6	11.318	1.753	1:01.414	22
23	152	Mathiesen, Dennis		Mathiesen, Kim		Tony Kart / Vortex / LeCont	6	12.375	1.057	1:01.588	23
24	174	Marinescu, Alexandra		DR Srl		DR / TM / LeCont	6	15.235	2.860	1:01.574	24
25	166	Xia, Yifan		ART Grand Prix Srl		ART GP / TM / LeCont	1	5 Laps	5 Laps	1:08.494	25
26	129	Vartanyan, Alexander		Ward Racing		Tony Kart / Vortex / LeCont	0	6 Laps	1 Lap		26

Leaders : No.103 Kari, Niko (1-6)

Start Time : 15/06 - 11:01:28

Best Lap : No.109 Ticktum, Daniel

1:00.613 100.96 Kph

Weather : Sunny Air : 25°C Track : Dry

Event Record : No.183 Opmeer, Jarno

1:00.521 101.12 Kph



KF-Junior

Qualifying Heat D-E Lap Chart

For information purposes. No official / regulatory value

	1	2	3	4	5	6	7	8	9	10	11	12	13	14	15	16	17	18	19	20	21	22	23	24	25	26
Grid	154	176	103	179	129	105	124	101	155	162	133	109	138	182	130	178	166	148	174	175	102	115	181	184	120	152
Start	154	176	103	179	129	124	105	155	101	133	138	162	130	109	182	166	178	148	174	175	102	115	181	184	120	152
Lap 1 Interval	103	154 0.8	179 0.1	155 0.5	133 0.6	138 0.7	105 0.1	182 0.4	115 0.0	175 0.1	124 0.0	102 0.1	101 0.3	120 0.3	178 0.4	184 0.2	130 0.1	152 0.1	166 0.5	109 0.0	162 0.4	181 0.0	148 0.1	176 2.2	174 3.3	
Lap 2	103	179 1.0	154 0.2	155 0.3	133 0.2	138 0.5	105 0.6	115 0.9	182 0.1	102 0.5	101 0.4	124 0.0	120 0.1	178 0.1	175 0.1	152 0.3	130 0.2	109 0.2	162 0.3	148 0.3	181 0.1	184 0.2	176 0.9	174 4.1		
Lap 3	103	179 0.9	154 0.3	155 0.3	133 0.1	138 0.2	105 1.2	102 0.8	182 0.3	115 0.3	101 0.3	124 0.2	178 0.4	120 0.2	175 0.4	109 0.1	162 0.5	130 0.3	181 0.2	152 0.1	148 0.0	176 0.1	184 0.4	174 4.6		
Lap 4	103	179 0.8	154 0.5	133 1.0	138 0.0	155 0.3	105 1.0	102 0.0	182 0.3	101 0.6	115 0.1	124 0.2	178 0.6	109 0.3	175 0.2	162 0.7	130 0.3	181 0.3	120 0.1	176 0.5	148 0.4	184 0.3	152 0.1	174 4.1		
Lap 5	103	179 0.7	154 0.8	138 0.8	133 0.5	155 0.2	102 0.6	182 0.3	105 0.3	101 0.3	115 0.2	124 0.3	109 0.4	178 0.3	175 0.2	162 0.8	130 0.1	181 0.3	120 0.4	176 0.1	148 0.6	184 0.5	152 0.3	174 4.3		
Lap 6	103	179 0.7	154 1.0	138 0.5	133 0.7	155 0.3	102 0.2	182 0.2	101 0.9	105 0.2	115 0.0	124 0.3	109 0.1	178 0.9	175 0.1	130 1.3	162 0.2	181 0.0	176 0.2	120 0.2	148 0.5	184 1.7	152 1.0	174 2.8		



KF-Junior

Qualifying Heat D-E

Lap Time Analysis

For information purposes. No official / regulatory value

Laps	Sector 1	Sector 2	Sector 3	Lap Time	Laps	Sector 1	Sector 2	Sector 3	Lap Time	Laps	Sector 1	Sector 2	Sector 3	Lap Time
No.101 Lorandi, Alessio					2	21.897	20.776	20.275	1:02.948	5	21.154	20.469	19.965	1:01.588
1	25.327	21.436	20.309	1:07.072	3	21.539	20.837	20.057	1:02.433	6	20.986	21.681	20.376	1:03.043
2	21.917	20.785	20.341	1:03.043	4	20.977	21.525	20.876	1:03.378	No.154 Milell, Noah				
3	21.512	20.400	19.875	1:01.787	5	20.918	20.516	19.895	1:01.329	1	22.667	21.093	20.349	1:04.109
4	20.878	20.278	19.815	1:00.971	6	20.849	20.575	19.954	1:01.378	2	21.634	20.700	20.233	1:02.567
5	20.819	20.414	19.838	1:01.071	No.124 Bollier, Jules					3	21.088	20.540	19.995	1:01.623
6	20.745	20.305	19.786	1:00.836	1	23.751	21.215	21.754	1:06.720	4	20.943	20.425	19.877	1:01.245
No.102 Sitnikov, Nikita					2	22.159	21.207	20.176	1:03.542	5	20.971	20.504	19.899	1:01.374
1	24.495	21.339	20.159	1:05.993	3	21.302	20.665	20.009	1:01.976	6	20.814	20.304	19.844	1:00.962
2	22.091	20.600	20.280	1:02.971	4	20.935	20.404	19.843	1:01.182	No.155 Munoz Fernandez, Adrian				
3	20.925	20.476	19.796	1:01.197	5	20.850	20.483	19.899	1:01.232	1	23.105	20.905	20.533	1:04.543
4	20.750	20.370	19.791	1:00.911	6	20.772	20.337	19.820	1:00.929	2	21.352	20.697	20.177	1:02.226
5	20.951	20.391	19.698	1:01.040	No.130 Korpivaara, Ilmari					3	21.084	20.501	20.036	1:01.621
6	20.698	20.279	19.725	1:00.702	1	26.152	21.508	20.381	1:08.041	4	21.211	21.124	20.043	1:02.378
No.103 Kari, Niko					2	22.050	20.807	20.102	1:02.959	5	20.987	20.530	19.958	1:01.475
1	22.129	20.909	20.202	1:03.240	3	21.557	21.561	19.976	1:03.094	6	20.841	20.386	19.832	1:01.059
2	21.324	20.724	20.036	1:02.084	4	20.976	20.419	19.874	1:01.269	No.162 Lorandi, Leonardo				
3	21.056	20.582	19.918	1:01.556	5	20.912	20.339	19.794	1:01.045	1	26.978	21.408	20.804	1:09.190
4	20.864	20.514	19.827	1:01.205	6	20.895	20.314	20.201	1:01.410	2	21.586	20.809	20.072	1:02.467
5	20.859	20.470	19.796	1:01.125	No.133 Haapalainen, Tuomas					3	21.006	21.103	19.983	1:02.092
6	20.797	20.387	19.661	1:00.845	1	23.820	20.924	20.373	1:05.117	4	20.947	20.452	19.916	1:01.315
No.105 Florescu, Petru					2	21.134	20.605	20.064	1:01.803	5	20.902	20.435	19.863	1:01.200
1	24.172	20.970	20.986	1:06.128	3	21.072	20.542	19.976	1:01.590	6	20.861	20.488	20.490	1:01.839
2	21.267	20.766	20.109	1:02.142	4	20.959	20.799	19.966	1:01.724	No.166 Xia, Yifan				
3	21.089	20.749	20.088	1:01.926	5	21.280	20.556	19.818	1:01.654	1	24.724	23.118	20.652	1:08.494
4	21.016	20.674	19.958	1:01.648	6	20.856	20.366	19.796	1:01.018	No.174 Marinescu, Alexandra				
5	21.138	20.719	19.955	1:01.812	No.138 Ahmed, Enaam					1	32.660	21.377	20.587	1:14.624
6	20.882	20.701	19.919	1:01.502	1	24.311	20.967	20.461	1:05.739	2	21.521	20.941	20.216	1:02.678
No.109 Ticktum, Daniel					2	21.122	20.566	19.947	1:01.635	3	21.247	20.694	20.120	1:02.061
1	27.046	21.141	20.496	1:08.683	3	21.038	20.424	19.843	1:01.305	4	21.096	20.603	20.131	1:01.830
2	21.820	20.717	19.945	1:02.482	4	20.920	20.830	19.790	1:01.540	5	21.131	20.532	20.066	1:01.729
3	21.596	20.489	19.864	1:01.949	5	20.928	20.424	19.727	1:01.079	6	21.038	20.485	20.051	1:01.574
4	20.804	20.350	19.735	1:00.889	6	20.841	20.249	19.650	1:00.740	No.175 Martynyuk, Maxim				
5	20.770	20.228	19.715	1:00.713	No.148 Lundgaard, Daniel					1	24.417	21.151	20.400	1:05.968
6	20.677	20.242	19.694	1:00.613	1	26.575	21.677	20.807	1:09.059	2	23.081	20.890	20.119	1:04.090
No.115 Hagenaes, Johan Nicolai					2	21.691	20.836	20.124	1:02.651	3	22.012	20.657	19.893	1:02.562
1	23.744	21.107	20.870	1:05.721	3	21.075	21.208	20.229	1:02.512	4	20.830	20.646	19.837	1:01.313
2	21.764	20.741	20.117	1:02.622	4	21.740	20.700	19.899	1:02.339	5	20.909	20.333	19.814	1:01.056
3	21.128	21.012	20.331	1:02.471	5	20.956	20.456	19.796	1:01.208	6	20.807	20.362	19.962	1:01.131
4	20.969	20.636	19.888	1:01.493	6	20.959	20.333	19.773	1:01.065	No.176 Raucci, Giuliano				
5	20.892	20.493	19.780	1:01.165	No.152 Mathiesen, Dennis					1	30.657	21.047	20.374	1:12.078
6	20.699	20.444	19.784	1:00.927	1	24.870	21.992	20.358	1:07.220	2	21.207	20.696	19.977	1:01.880
No.120 Skärås, Emil					2	21.641	20.736	20.242	1:02.619	3	20.863	20.369	19.962	1:01.194
1	24.227	21.562	20.452	1:06.241	3	21.590	21.518	20.582	1:03.690	4	21.554	20.450	19.792	1:01.796
					4	22.126	20.660	20.066	1:02.852					



KF-Junior

Qualifying Heat D-E

Lap Time Analysis

For information purposes. No official / regulatory value

Laps	Sector 1	Sector 2	Sector 3	Lap Time
5	20.793	20.269	19.895	1:00.957
6	20.765	20.372	19.794	1:00.931

No.178 Fittje, Jannes

1	25.054	21.790	20.504	1:07.348
2	21.752	20.794	20.157	1:02.703
3	21.543	20.493	20.027	1:02.063
4	20.934	20.520	19.925	1:01.379
5	20.900	20.570	19.938	1:01.408
6	20.817	20.493	19.896	1:01.206

No.179 Chaimongkol, Sasakorn

1	22.840	20.988	20.322	1:04.150
2	21.351	20.652	20.125	1:02.128
3	21.047	20.536	19.918	1:01.501
4	20.892	20.449	19.790	1:01.131
5	20.844	20.391	19.770	1:01.005
6	20.798	20.294	19.696	1:00.788

No.181 Puhakka, Juuso

1	25.628	21.829	21.056	1:08.513
2	21.773	21.060	20.148	1:02.981
3	21.112	20.904	20.142	1:02.158
4	20.964	20.374	20.044	1:01.382
5	20.933	20.356	19.755	1:01.044
6	20.822	20.310	20.192	1:01.324



























No.182 Azedo Sousa, Yohan

1	24.513	20.980	20.562	1:06.055
2	21.871	20.826	20.088	1:02.785
3	21.207	20.759	20.042	1:02.008
4	20.827	20.336	19.819	1:00.982
5	20.761	20.355	19.845	1:00.961
6	20.701	20.250	19.748	1:00.699

No.184 Reicher, Simon

1	25.130	21.309	20.583	1:07.022
2	22.503	21.826	20.311	1:04.640
3	21.051	20.873	20.654	1:02.578
4	21.370	20.738	19.999	1:02.107
5	21.046	20.472	19.896	1:01.414
6	21.109	20.971	20.230	1:02.310



120	Skärås, Emil Tony Kart / Vortex / LeCont		13	152	Mathiesen, Dennis Tony Kart / Vortex / LeCont	
181	Puhakka, Juuso Kosmic / Vortex / LeCont		12	184	Reicher, Simon RK / TM / LeCont	
102	Sitnikov, Nikita Tony Kart / BMB / LeCont		11	115	Hagenaes, Johan Nicolai Mach 1 / TM / LeCont	
174	Marinescu, Alexandra DR / TM / LeCont		10	175	Martynyuk, Maxim Energy / TM / LeCont	
166	Xia, Yifan ART GP / TM / LeCont		9	148	Lundgaard, Daniel Zanardi / Vortex / LeCont	
130	Korpivaara, Ilmari Tony Kart / Vortex / LeCont		8	178	Fittje, Jannes Zanardi / TM / LeCont	
138	Ahmed, Enaam FA Kart / Vortex / LeCont		7	182	Azedo Sousa, Yohan Zanardi / BMB / LeCont	
133	Haapalainen, Tuomas ART GP / TM / LeCont		6	109	Ticktum, Daniel FA Kart / Vortex / LeCont	
155	Munoz Fernandez, Adrian Tony Kart / Vortex / LeCont		5	162	Lorandi, Leonardo Tony Kart / Parilla / LeCont	
124	Bollier, Jules Kosmic / Parilla / LeCont		4	101	Lorandi, Alessio Tony Kart / Parilla / LeCont	
129	Vartanyan, Alexander Tony Kart / Vortex / LeCont		3	105	Florescu, Petru Tony Kart / Vortex / LeCont	
103	Kari, Niko FA Kart / Vortex / LeCont		2	179	Chaimongkol, Sasakorn Kosmic / TM / LeCont	
154	Milell, Noah Exprit / Vortex / LeCont		1	176	Raucci, Giuliano Energy / TM / LeCont	

POLE POSITION





KF-Junior

Qualifying Heat B-F

Document 42

Results

Subject to scrutineering & sporting investigations

Rnk	No.	Driver	Nat	Entrant	Nat	Equipment	Laps	Gap	Interv.	Best Lap	Points
1	117	Raspatelli, Matteo		Baby Race Srl		Tony Kart / Parilla / LeCont	6			1:01.118	0
2	136	Beckmann, David		Zanardi		Zanardi / BMB / LeCont	6	0.122	0.122	1:00.623	2
3	157	Shwartzman, Robert		Forza Racing		Tony Kart / TM / LeCont	6	1.146	1.024	1:00.793	3
4	134	Peltola, Olli		ART Grand Prix Srl		ART GP / TM / LeCont	6	1.403	0.257	1:00.856	4
5	111	Aubry, Gabriel		Birel Motorsport		Birel / TM / LeCont	6	1.860	0.457	1:00.760	5
6	145	Mosca, Tommaso		Mosca, Diego		Tony Kart / BMB / LeCont	6	2.126	0.266	1:00.720	6
7	112	Lessennes, Benjamin		Kosmic Racing Dept		Kosmic / Vortex / LeCont	6	2.603	0.477	1:01.027	7
8	126	Thompson, Parker		Energy Corse		Energy / TM / LeCont	6	2.758	0.155	1:00.909	8
9	140	Fewtrell, Max		Ricky Flynn Motorsport		FA Kart / Vortex / LeCont	6	3.178	0.420	1:00.703	9
10	167	Sette Camara, Sergio		ART Grand Prix Srl		ART GP / TM / LeCont	6	3.693	0.515	1:01.026	10
11	119	Marino, Sato		Praga Kart Racing		Praga / Parilla / LeCont	6	4.505	0.812	1:01.066	11
12	107	Bale, Thomas Michael		Ricky Flynn Motorsport		FA Kart / Vortex / LeCont	6	6.202	1.697	1:01.747	12
13	121	Valtonen, Isac		Energy Corse		Energy / TM / LeCont	6	6.245	0.043	1:01.698	13
14	150	Squaranti, Federico		Kosmic Racing Dept		Kosmic / Vortex / LeCont	6	6.781	0.536	1:01.025	14
15	159	Leuillet, Tom		Leuillet, Francis		Birel / TM / LeCont	6	7.017	0.236	1:01.157	15
16	110	Bonduel, Amaury		Bonduel Racing		ART GP / TM / LeCont	6	8.183	1.166	1:01.263	16
17	172	Gordeev, Alexander		Ward Racing		Tony Kart / Vortex / LeCont	6	8.492	0.309	1:01.313	17
18	156	Dallamano, Stefano		Cancelli, Franck		Kosmic / Parilla / LeCont	6	8.856	0.364	1:01.442	18
19	164	Garcia Lopez, Marta		AV Racers Intnal		Zanardi / BMB / LeCont	6	9.003	0.147	1:01.264	19
20	180	Johansson, Antti		Kohtala Sports		Kosmic / Vortex / LeCont	6	9.791	0.788	1:01.307	20
21	122	Van Leeuwen, Martijn		Keijzer Racing		Zanardi / TM / LeCont	6	10.503	0.712	1:00.896	21
22	141	Shlom, Yan Leon		Shlom, Vadim		Tony Kart / Parilla / LeCont	6	10.852	0.349	1:01.601	22
23	139	Santos Gomez, Lisard		Simon Julve, Ruben		Tony Kart / Vortex / LeCont	6	11.363	0.511	1:01.891	23
24	153	Hobart, Matthias		Kartban Motorsport S.L.		Birel / TM / LeCont	6	13.738	2.375	1:02.308	24
25	128	Lundqvist, Linus		Ward Racing		Tony Kart / Vortex / LeCont	1	5 Laps	5 Laps	1:05.522	25
26	170	Krencisz, Jan		Amo Racing Team		Tony Kart / Vortex / LeCont	1	5 Laps	0.947	1:06.248	26
27	168	Borrelli, Diego		ART Grand Prix Srl		ART GP / TM / LeCont	0	6 Laps	1 Lap		27

Leaders : No.136 Beckmann, David (1-1) / No.117 Raspatelli, Matteo (2-6)

Start Time : 15/06 - 10:41:31

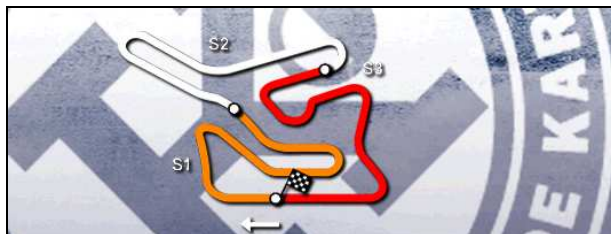
Best Lap : No.136 Beckmann, David

1:00.623 100.95 Kph

Weather : Sunny Air : 25°C Track : Dry

Event Record : No.183 Opmeer, Jarno

1:00.521 101.12 Kph

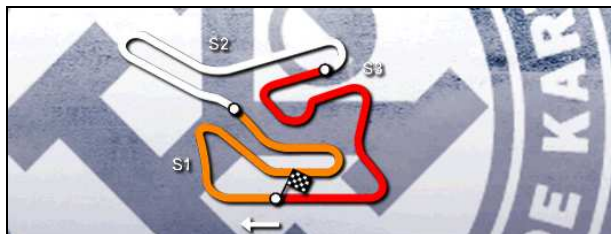


KF-Junior

Qualifying Heat B-F Lap Chart

For information purposes. No official / regulatory value

	1	2	3	4	5	6	7	8	9	10	11	12	13	14	15	16	17	18	19	20	21	22	23	24	25	26	27
Grid	136	122	117	111	112	167	107	157	134	126	140	159	128	168	145	119	121	110	170	172	150	156	164	180	141	139	153
Start	136	122	117	111	112	167	107	157	134	126	140	159	128	128	119	145	110	121	170	172	150	164	141	153	156	180	139
Lap 1 Interval	136	117 0.0	122 0.4	111 0.2	112 0.5	157 0.4	134 0.2	107 0.8	167 0.0	128 0.2	145 0.0	140 0.0	126 0.2	121 0.2	170 0.3	119 0.1	159 0.1	150 0.0	141 0.2	172 0.0	156 0.3	139 0.1	164 0.1	110 0.2	180 0.3	153 0.3	
Lap 2	117	136 1.0	111 0.1	112 0.1	157 0.1	134 0.1	167 1.2	145 0.2	126 0.2	107 0.3	121 0.1	140 0.1	119 0.1	159 2.1	156 0.3	150 0.0	164 0.1	110 0.5	172 0.1	141 0.4	180 0.3	153 0.2	139 0.1	122 2.2			
Lap 3	117	136 1.3	112 0.3	134 0.1	157 0.1	111 0.3	145 0.6	126 0.3	167 0.5	107 0.2	140 0.0	119 0.2	121 0.1	159 1.8	150 0.2	156 0.5	110 0.4	172 0.2	164 0.2	141 0.1	180 0.1	139 0.3	153 0.6	122 1.1			
Lap 4	117	136 1.0	157 0.7	134 0.1	112 0.1	111 0.1	145 0.3	126 0.5	167 0.5	140 0.1	119 0.6	107 0.1	121 0.1	159 1.7	150 0.2	156 0.6	110 0.3	172 0.1	164 0.2	180 1.1	141 0.2	139 0.0	153 1.0	122 0.0			
Lap 5	117	136 0.6	157 0.8	134 0.1	111 0.5	145 0.3	112 0.1	126 0.2	140 0.6	167 0.1	119 0.7	107 0.7	121 0.1	150 1.4	159 0.1	156 0.7	110 0.1	172 0.2	164 0.1	180 1.2	141 0.7	139 0.2	122 0.1	153 1.8			
Lap 6	117	136 0.1	157 1.0	134 0.2	111 0.4	145 0.2	112 0.4	126 0.1	140 0.4	167 0.5	119 0.8	107 1.6	121 0.0	150 0.5	159 0.2	110 1.1	172 0.3	156 0.3	164 0.1	180 0.7	122 0.7	141 0.3	139 0.5	153 2.3			



KF-Junior

Qualifying Heat B-F Lap Time Analysis

For information purposes. No official / regulatory value

Laps	Sector 1	Sector 2	Sector 3	Lap Time	Laps	Sector 1	Sector 2	Sector 3	Lap Time	Laps	Sector 1	Sector 2	Sector 3	Lap Time
No.107 Bale, Thomas Michael					No.122 Van Leeuwen, Martijn					No.141 Shlom, Yan Leon				
1	23.137	21.717	20.686	1:05.540	2	21.804	20.861	20.091	1:02.756	1	23.898	21.664	20.663	1:06.225
2	22.250	21.050	20.091	1:03.391	3	21.495	20.955	20.064	1:02.514	2	22.209	23.228	20.428	1:05.865
3	21.216	20.918	20.151	1:02.285	4	21.104	20.497	20.097	1:01.698	3	21.167	20.749	20.287	1:02.203
4	21.144	20.739	20.076	1:01.959	5	21.012	20.853	19.904	1:01.769	4	21.255	21.132	20.184	1:02.571
5	21.275	20.600	19.872	1:01.747	6	21.137	20.837	19.936	1:01.910	5	21.001	20.916	20.062	1:01.979
6	21.243	20.760	20.029	1:02.032	No.126 Thompson, Parker					No.145 Mosca, Tommaso				
No.110 Bonduel, Amaury					No.128 Lundqvist, Linus					No.150 Squaranti, Federico				
1	25.615	21.733	20.544	1:07.892	1	23.418	22.112	20.504	1:06.034	1	23.585	21.279	20.581	1:05.445
2	21.842	22.085	20.392	1:04.319	2	21.736	20.761	19.958	1:02.455	2	21.676	20.703	20.130	1:02.509
3	21.149	20.807	20.153	1:02.109	3	21.151	20.839	19.882	1:01.872	3	21.272	20.595	19.932	1:01.799
4	20.937	20.559	20.065	1:01.561	4	20.950	20.501	19.725	1:01.176	4	20.797	20.354	19.845	1:00.996
5	20.880	20.521	19.862	1:01.263	5	20.812	20.487	19.684	1:00.983	5	20.718	20.390	19.957	1:01.065
6	20.967	20.560	19.858	1:01.385	6	20.795	20.319	19.795	1:00.909	6	20.687	20.266	19.767	1:00.720
No.111 Aubry, Gabriel					No.134 Peltola, Olli					No.153 Hobart, Matthias				
1	22.367	20.940	20.351	1:03.658	1	23.262	21.098	20.303	1:04.663	1	23.749	22.913	20.874	1:07.536
2	21.335	21.455	20.111	1:02.901	2	21.295	20.693	20.126	1:02.114	2	21.660	22.518	20.654	1:04.832
3	21.069	21.732	20.197	1:02.998	3	21.077	20.768	20.239	1:02.084	3	21.637	20.893	20.205	1:02.735
4	20.882	20.483	19.958	1:01.323	4	20.950	20.671	19.882	1:01.503	4	21.363	21.071	20.117	1:02.551
5	20.843	20.493	19.763	1:01.099	5	20.827	20.314	19.720	1:00.861	5	21.643	20.921	20.467	1:03.031
6	20.771	20.280	19.709	1:00.760	6	20.842	20.327	19.687	1:00.856	6	21.258	20.926	20.124	1:02.308
No.112 Lessennes, Benjamin					No.136 Beckmann, David					No.156 Dallamano, Stefano				
1	22.712	21.143	20.259	1:04.114	1	21.871	20.876	20.333	1:03.080	1	23.756	21.792	20.636	1:06.184
2	21.126	21.246	20.136	1:02.508	2	21.797	21.532	20.115	1:03.444	2	21.948	21.739	20.382	1:04.069
3	21.165	20.888	20.163	1:02.216	3	21.084	21.094	19.941	1:02.119	3	21.574	20.769	20.062	1:02.405
4	20.981	20.939	19.946	1:01.866	4	20.963	20.401	19.746	1:01.110	4	21.090	20.655	19.942	1:01.687
5	20.788	20.765	20.143	1:01.696	5	20.780	20.329	19.623	1:00.732	5	20.982	20.566	19.894	1:01.442
6	20.795	20.445	19.787	1:01.027	6	20.656	20.253	19.714	1:00.623	6	21.186	21.074	19.948	1:02.208
No.117 Raspatelli, Matteo					No.139 Santos Gomez, Lisard					No.157 Shwartzman, Robert				
1	21.869	20.969	20.224	1:03.062	1	23.630	21.975	20.506	1:06.111	1	23.198	20.999	20.317	1:04.514
2	21.381	20.816	20.112	1:02.309	2	22.017	23.230	20.781	1:06.028	2	21.247	20.715	20.249	1:02.211
3	21.086	20.725	19.995	1:01.806	3	21.290	20.704	20.003	1:01.997	3	21.083	20.748	20.508	1:02.339
4	20.953	20.551	19.935	1:01.439	4	20.974	21.085	20.092	1:02.151	4	20.934	20.436	19.829	1:01.199
5	20.889	20.462	19.831	1:01.182	5	20.988	20.950	20.166	1:02.104					
6	20.862	20.461	19.795	1:01.118	6	21.274	20.706	19.911	1:01.891					
No.119 Marino, Sato					No.140 Fewtrell, Max									
1	23.957	21.933	20.703	1:06.593	1	23.608	21.416	20.692	1:05.716					
2	21.850	20.625	20.046	1:02.521										
3	21.246	20.726	20.110	1:02.082										
4	21.001	20.470	20.007	1:01.478										
5	20.891	20.489	19.823	1:01.203										
6	20.806	20.500	19.760	1:01.066										
No.121 Valtonen, Isac														
1	23.760	21.641	20.537	1:05.938										



KF-Junior

Qualifying Heat B-F

Lap Time Analysis

For information purposes. No official / regulatory value

Laps	Sector 1	Sector 2	Sector 3	Lap Time
5	20.797	20.234	19.799	1:00.830
6	20.745	20.338	19.710	1:00.793

No.159 Leuillet, Tom

1	24.330	21.612	20.992	1:06.934
2	22.077	21.964	20.405	1:04.446
3	21.121	20.740	20.048	1:01.909
4	21.056	20.584	19.964	1:01.604
5	20.971	20.656	19.937	1:01.564
6	20.903	20.422	19.832	1:01.157

No.164 Garcia Lopez, Marta

1	24.235	22.259	20.506	1:07.000
2	21.830	21.979	20.237	1:04.046
3	21.577	20.816	20.756	1:03.149
4	21.055	20.487	19.885	1:01.427
5	20.895	20.465	19.904	1:01.264
6	20.922	20.863	20.024	1:01.809

No.167 Sette Camara, Sergio

1	22.792	21.685	21.123	1:05.600
2	21.645	20.811	20.069	1:02.525
3	22.122	20.788	19.996	1:02.906
4	20.964	20.449	19.798	1:01.211
5	20.812	20.545	19.873	1:01.230
6	20.854	20.459	19.713	1:01.026

No.170 Krencisz, Jan

1	23.948	21.576	20.724	1:06.248
---	--------	--------	--------	----------

No.172 Gordeev, Alexander







1	24.665	21.737	20.560	1:06.962
2	22.362	22.482	20.501	1:05.345
3	21.175	20.881	20.147	1:02.203
4	21.014	20.454	19.973	1:01.441
5	20.934	20.510	19.869	1:01.313
6	20.883	20.739	19.856	1:01.478

No.180 Johansson, Antti

1	24.144	22.126	20.614	1:06.884
2	21.574	22.757	20.576	1:04.907
3	21.254	20.701	20.061	1:02.016
4	21.172	20.968	20.040	1:02.180
5	20.945	20.622	19.876	1:01.443
6	20.918	20.592	19.797	1:01.307

KF-Junior**Qualifying Heat B-F****Document 25****Starting Grid**

Subject to scrutineering & sporting investigations

153	Hobart, Matthias Birel / TM / LeCont		14		
141	Shlom, Yan Leon Tony Kart / Parilla / LeCont		13	139	Santos Gomez, Lisard Tony Kart / Vortex / LeCont
164	Garcia Lopez, Marta Zanardi / BMB / LeCont		12	180	Johansson, Antti Kosmic / Vortex / LeCont
150	Squaranti, Federico Kosmic / Vortex / LeCont		11	156	Dallamano, Stefano Kosmic / Parilla / LeCont
170	Krencisz, Jan Tony Kart / Vortex / LeCont		10	172	Gordeev, Alexander Tony Kart / Vortex / LeCont
121	Valtonen, Isac Energy / TM / LeCont		9	110	Bonduel, Amaury ART GP / TM / LeCont
145	Mosca, Tommaso Tony Kart / BMB / LeCont		8	119	Marino, Sato Praga / Parilla / LeCont
128	Lundqvist, Linus Tony Kart / Vortex / LeCont		7	168	Borrelli, Diego ART GP / TM / LeCont
140	Fewtrell, Max FA Kart / Vortex / LeCont		6	159	Leuillet, Tom Birel / TM / LeCont
134	Peltola, Olli ART GP / TM / LeCont		5	126	Thompson, Parker Energy / TM / LeCont
107	Bale, Thomas Michael FA Kart / Vortex / LeCont		4	157	Shwartzman, Robert Tony Kart / TM / LeCont
112	Lessennes, Benjamin Kosmic / Vortex / LeCont		3	167	Sette Camara, Sergio ART GP / TM / LeCont
117	Raspatelli, Matteo Tony Kart / Parilla / LeCont		2	111	Aubry, Gabriel Birel / TM / LeCont
136	Beckmann, David Zanardi / BMB / LeCont		1	122	Van Leeuwen, Martijn Zanardi / TM / LeCont

POLE POSITION





KF-Junior

Qualifying Heat A-C

Document 41

Results

Subject to scrutineering & sporting investigations

Rnk	No.	Driver	Nat	Entrant	Nat	Equipment	Laps	Gap	Interv.	Best Lap	Points
1	142	Norris, Lando		Ricky Flynn Motorsport		FA Kart / Vortex / LeCont	6			1:00.801	0
2	123	Defourny, Max		Defourny, Didier		Kosmic / TM / LeCont	6	0.449	0.449	1:00.926	2
3	114	Elpitiya, Bryan		Energy Corse		Energy / TM / LeCont	6	0.601	0.152	1:00.869	3
4	116	Mazepin, Nikita		Tony Kart Racing Team		Tony Kart / Vortex / LeCont	6	1.761	1.160	1:00.866	4
5	158	Travisanutto, Lorenzo		Travisanutto, Fabrizio		Tony Kart / Vortex / LeCont	6	2.062	0.301	1:00.815	5
6	183	Opmeer, Jarno		Maddox		Maddox / TM / LeCont	6	2.583	0.521	1:00.521	6
7	163	Machado Carrillo, Alexandre		AV Racers Intnal		Zanardi / BMB / LeCont	6	3.245	0.662	1:00.652	7
8	131	Sargeant, Logan		Ward Racing		Tony Kart / Vortex / LeCont	6	4.214	0.969	1:00.845	8
9	104	Atoev, Vladimir		Team Komarov		Tony Kart / BMB / LeCont	6	4.388	0.174	1:00.842	9
10	160	Pull, James		Chiesa Corse		Zanardi / BMB / LeCont	6	6.939	2.551	1:01.191	10
11	149	Lehouck, Arthur		Lehouck, Vincent		Lenzokart / TM / LeCont	6	7.085	0.146	1:01.186	11
12	177	Russo, Guillermo		Genikart		FA Kart / Vortex / LeCont	6	7.466	0.381	1:01.340	12
13	151	Daim, Bin Hishammudin		Kosmic Racing Dept		Kosmic / Vortex / LeCont	6	8.052	0.586	1:00.964	13
14	165	Fontecha Martinez, Laia		AV Racers Intnal		Zanardi / BMB / LeCont	6	9.971	1.919	1:01.429	14
15	169	Masztalercz, Jakub		Amo Racing Team		Tony Kart / Vortex / LeCont	6	10.472	0.501	1:01.216	15
16	147	Pasma, Patrik		MGM Racing		Birel / Parilla / LeCont	6	11.491	1.019	1:01.574	16
17	132	Zackary, Dante		Praga Kart Racing		Praga / Parilla / LeCont	6	11.762	0.271	1:01.623	17
18	127	Tarasov, Mikhail		Ward Racing		Tony Kart / Vortex / LeCont	6	12.772	1.010	1:02.125	18
19	171	Floersch, Sophia		Ward Racing		Tony Kart / Vortex / LeCont	6	19.392	6.620	1:01.027	19
20	135	Signorelli, Matias Ezequiel		Signorelli, Carlos Alberto		Tony Kart / Vortex / LeCont	6	22.860	3.468	1:02.315	20
21	146	Pulcini, Leonardo		Morsicani Racing		Tony Kart / Vortex / LeCont	1	5 Laps	5 Laps	1:29.706	21
22	108	Dionisios, Marcu		CRG SpA		CRG / BMB / LeCont	0	6 Laps	1 Lap		22
23	144	Alex, -		Osella Engineering Srl		DR / BMB / LeCont	0	6 Laps	0.004		23
24	173	Baiz, Mauricio		Birel Motorsport		Birel / TM / LeCont	0	6 Laps	0.095		24
25	106	Daruvala, Jehan		Ricky Flynn Motorsport		FA Kart / Vortex / LeCont	0	6 Laps			25
26	125	Betsch, Mick		Tony Kart Racing Team		Tony Kart / Vortex / LeCont	0	6 Laps	0.077		26
27	161	Defrancesco, Devlin		Chiesa Corse		Zanardi / BMB / LeCont	0	6 Laps	0.081		27

Leaders : No.142 Norris, Lando (1-6)

Start Time : 15/06 - 10:21:39

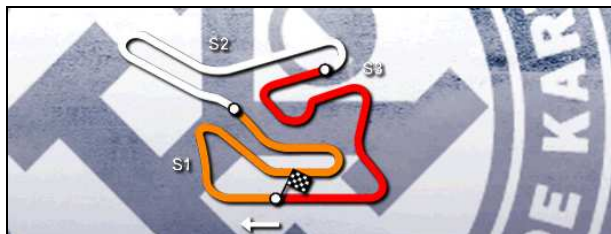
Best Lap : No.183 Opmeer, Jarno

1:00.521 101.12 Kph

Weather : Sunny Air : 25°C Track : Dry

Previous Event Record : No.142 Norris, Lando

1:00.728 100.77 Kph



KF-Junior

Qualifying Heat A-C Lap Chart

For information purposes. No official / regulatory value

	1	2	3	4	5	6	7	8	9	10	11	12	13	14	15	16	17	18	19	20	21	22	23	24	25	26	27
Grid	142	158	123	131	114	146	104	116	108	144	173	106	160	125	183	161	163	171	151	149	132	169	147	127	135	177	165
Start	142	158	123	131	114	146	104	116	108	144	106	173	125	160	183	171	183	163	151	149	169	127	132	177	147	135	165
Lap 1 Interval	142	123 0.6	158 0.6	114 0.3	131 0.3	116 0.2	104 0.1	160 0.1	163 0.4	183 0.1	127 0.9	171 1.2	149 0.0	177 0.0	169 0.2	151 0.1	165 0.0	147 0.2	132 0.2	135 1.4	146 19.2						
Lap 2	142	123 0.2	114 0.6	158 0.4	131 0.1	116 0.1	104 0.2	160 0.3	183 0.3	163 0.3	127 1.3	171 0.6	149 0.3	177 0.2	151 1.5	169 0.3	165 0.3	147 0.7	132 0.2	135 2.1							
Lap 3	142	123 0.2	114 0.3	116 0.9	158 0.3	163 1.2	183 0.2	160 0.2	104 0.0	131 0.3	171 0.5	127 0.2	149 0.1	177 0.4	151 1.6	165 0.8	169 0.3	147 0.7	132 0.3	135 5.6							
Lap 4	142	123 0.3	114 0.1	116 1.1	158 0.3	183 1.1	163 0.2	131 0.5	104 0.1	160 2.0	149 0.1	177 0.1	151 1.1	165 1.2	169 0.6	127 0.1	147 0.1	132 0.2	135 8.7	171 0.2							
Lap 5	142	123 0.3	114 0.2	116 1.1	158 0.3	183 0.8	163 0.5	104 0.5	131 0.2	160 2.1	149 0.2	177 0.3	151 0.9	165 1.4	169 0.7	147 0.6	132 0.2	127 0.5	171 7.7	135 2.1							
Lap 6	142	123 0.4	114 0.1	116 1.1	158 0.3	183 0.5	163 0.6	131 0.9	104 0.1	160 2.5	149 0.1	177 0.3	151 0.5	165 1.9	169 0.5	147 1.0	132 0.2	127 1.0	171 6.6	135 3.4							



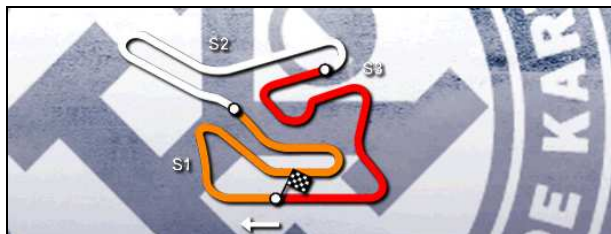
KF-Junior

Qualifying Heat A-C

Lap Time Analysis

For information purposes. No official / regulatory value

Laps	Sector 1	Sector 2	Sector 3	Lap Time	Laps	Sector 1	Sector 2	Sector 3	Lap Time	Laps	Sector 1	Sector 2	Sector 3	Lap Time
No.104 Atoev, Vladimir					No.135 Signorelli, Matias Ezequiel					No.160 Pull, James				
1	22.483	22.043	20.239	1:04.765	2	21.961	21.126	21.281	1:04.368	1	23.184	21.276	20.252	1:04.712
2	21.084	20.506	20.205	1:01.795	3	21.224	20.683	20.217	1:02.124	2	21.230	20.678	20.050	1:01.958
3	20.900	22.373	20.013	1:03.286	4	21.120	20.581	20.114	1:01.815	3	20.866	21.796	20.207	1:02.869
4	20.998	20.697	19.770	1:01.465	5	21.167	20.641	20.084	1:01.892	4	22.773	20.830	19.955	1:03.558
5	20.680	20.336	19.826	1:00.842	6	20.993	20.590	20.040	1:01.623	5	20.865	20.509	19.817	1:01.191
6	20.824	20.591	19.822	1:01.237	No.142 Norris, Lando					6	20.876	20.661	19.866	1:01.403
No.114 Elpitiya, Bryan					1	25.602	22.722	20.884	1:09.208	No.163 Machado Carrillo, Alexandre				
1	22.494	21.338	20.193	1:04.025	2	22.325	22.060	20.658	1:05.043	1	23.672	21.106	20.213	1:04.991
2	21.171	20.500	19.930	1:01.601	3	22.514	22.403	20.719	1:05.636	2	21.229	20.811	20.067	1:02.107
3	20.939	20.381	19.831	1:01.151	4	22.415	21.911	20.527	1:04.853	3	20.932	20.844	19.941	1:01.717
4	20.770	20.382	19.825	1:00.977	5	22.368	21.175	20.044	1:03.587	4	20.813	20.775	19.742	1:01.330
5	20.788	20.414	19.852	1:01.054	6	21.297	20.969	20.049	1:02.315	5	20.950	20.344	19.687	1:00.981
6	20.765	20.322	19.782	1:00.869	No.146 Pulcini, Leonardo					6	20.735	20.276	19.641	1:00.652
No.116 Mazepin, Nikita					1	21.610	20.785	20.177	1:02.572	No.165 Fontecha Martinez, Laia				
1	23.058	21.360	20.160	1:04.578	2	21.389	20.826	20.055	1:02.270	1	24.905	21.431	20.757	1:07.093
2	21.053	20.487	20.159	1:01.699	3	21.011	20.591	19.910	1:01.512	2	22.427	21.318	20.198	1:03.943
3	21.016	20.585	19.783	1:01.384	4	20.838	20.489	19.716	1:01.043	3	21.107	20.597	19.994	1:01.698
4	20.961	20.567	19.650	1:01.178	5	20.809	20.469	19.748	1:01.026	4	20.958	20.994	20.086	1:02.038
5	20.817	20.543	19.682	1:01.042	6	20.755	20.374	19.672	1:00.801	5	20.976	20.630	19.876	1:01.482
6	20.779	20.415	19.672	1:00.866	No.147 Pasma, Patrik					6	20.942	20.662	19.825	1:01.429
No.123 Defourny, Max					1	25.369	21.687	20.566	1:07.622	No.169 Masztalerz, Jakub				
1	22.180	20.818	20.135	1:03.133	2	22.444	21.226	20.788	1:04.458	1	24.526	21.713	21.178	1:07.417
2	21.177	20.633	20.108	1:01.918	3	21.163	20.744	20.113	1:02.020	2	22.211	21.417	20.265	1:03.893
3	21.039	20.490	19.928	1:01.457	4	21.074	20.722	20.086	1:01.882	3	21.346	20.992	20.059	1:02.397
4	20.861	20.424	19.892	1:01.177	5	21.326	20.570	20.012	1:01.908	4	21.085	20.706	20.532	1:02.323
5	20.750	20.419	19.818	1:00.987	6	20.974	20.602	19.998	1:01.574	5	21.018	20.614	19.894	1:01.526
6	20.767	20.322	19.837	1:00.926	No.149 Lehouck, Arthur					6	20.833	20.529	19.854	1:01.216
No.127 Tarasov, Mikhail					1	25.131	21.342	20.758	1:07.231	No.171 Floersch, Sophia				
1	24.313	21.103	20.374	1:05.790	2	21.578	20.579	19.957	1:02.114	1	25.137	21.754	20.564	1:07.455
2	21.301	20.826	20.164	1:02.291	3	20.838	20.478	19.870	1:01.186	2	21.176	20.662	19.891	1:01.729
3	21.114	20.699	20.318	1:02.131	4	21.565	20.785	20.018	1:02.368	3	20.894	20.449	19.845	1:01.188
4	22.703	22.116	21.091	1:05.910	5	20.839	20.539	19.932	1:01.310	4	33.304	22.373	19.796	1:15.473
5	21.341	21.199	20.200	1:02.740	6	20.807	20.592	19.880	1:01.279	5	20.937	20.455	19.765	1:01.157
6	21.149	20.843	20.133	1:02.125	No.151 Daim, Bin Hishammudin					6	20.807	20.453	19.767	1:01.027
No.131 Sargeant, Logan					1	24.384	22.566	20.751	1:07.701	No.177 Russo, Guillermo				
1	22.707	21.497	20.229	1:04.433	2	22.376	20.916	20.098	1:03.390	1	24.505	21.920	20.516	1:06.941
2	21.103	20.482	20.228	1:01.813	3	21.069	20.573	19.864	1:01.506	2	21.450	20.889	19.960	1:02.299
3	21.254	22.619	20.184	1:04.057	4	21.022	20.605	19.965	1:01.592	3	20.929	20.499	19.968	1:01.396
4	20.830	20.431	19.756	1:01.017	5	20.954	20.509	19.848	1:01.311	4	21.326	20.721	19.997	1:02.044
5	20.666	20.285	20.235	1:01.186	6	20.810	20.437	19.717	1:00.964	No.158 Trvisanutto, Lorenzo				
6	20.826	20.249	19.770	1:00.845	1	22.564	20.998	20.287	1:03.849					
No.132 Zackary, Dante														
1	25.760	21.536	20.806	1:08.102										



Alcaniz 12 - 16.06.2013



KFJunior

CIK-FIA European Championship (Rd1)



CIK-KARTING
EUROPEAN
CHAMPIONSHIP

KF-Junior

Qualifying Heat A-C

Lap Time Analysis

For information purposes. No official / regulatory value

Laps	Sector 1	Sector 2	Sector 3	Lap Time
5	20.994	20.631	19.886	1:01.511
6	20.907	20.553	19.880	1:01.340

No.183 Opmeer, Jarno

1	24.371	20.757	20.133	1:05.261
2	21.308	20.411	19.891	1:01.610
3	20.766	21.471	20.019	1:02.256
4	20.723	20.440	19.726	1:00.889
5	20.694	20.311	19.676	1:00.681
6	20.658	20.216	19.647	1:00.521















KF-Junior

Qualifying Heat A-C

Document 24

Starting Grid

Subject to scrutineering & sporting investigations

165	Fontecha Martinez, Laia Zanardi / BMB / LeCont		14		
135	Signorelli, Matias Ezequiel Tony Kart / Vortex / LeCont		13	177	Russo, Guillermo FA Kart / Vortex / LeCont
147	Pasma, Patrik Birel / Parilla / LeCont		12	127	Tarasov, Mikhail Tony Kart / Vortex / LeCont
132	Zackary, Dante Praga / Parilla / LeCont		11	169	Masztalerz, Jakub Tony Kart / Vortex / LeCont
151	Daim, Bin Hishammudin Kosmic / Vortex / LeCont		10	149	Lehouck, Arthur Lenzokart / TM / LeCont
163	Machado Carrillo, Alexandre Zanardi / BMB / LeCont		9	171	Floersch, Sophia Tony Kart / Vortex / LeCont
183	Opmeer, Jarno Maddox / TM / LeCont		8	161	Defrancesco, Devlin Zanardi / BMB / LeCont
160	Pull, James Zanardi / BMB / LeCont		7	125	Betsch, Mick Tony Kart / Vortex / LeCont
173	Baiz, Mauricio Birel / TM / LeCont		6	106	Daruvala, Jehan FA Kart / Vortex / LeCont
108	Dionisios, Marcu CRG / BMB / LeCont		5	144	Alex, - DR / BMB / LeCont
104	Atoev, Vladimir Tony Kart / BMB / LeCont		4	116	Mazepin, Nikita Tony Kart / Vortex / LeCont
114	Elpitiya, Bryan Energy / TM / LeCont		3	146	Pulcini, Leonardo Tony Kart / Vortex / LeCont
123	Defourny, Max Kosmic / TM / LeCont		2	131	Sargeant, Logan Tony Kart / Vortex / LeCont
142	Norris, Lando FA Kart / Vortex / LeCont		1	158	Trvisanutto, Lorenzo Tony Kart / Vortex / LeCont

POLE POSITION





KF-Junior

Qualifying Heat E-F

Document 38.1

Results

Subject to scrutineering & sporting investigations

Rnk	No.	Driver	Nat	Entrant	Nat	Equipment	Laps	Gap	Interv.	Best Lap	Penalty	Points
1	179	Chaimongkol, Sasakorn		Millennium Motorsport		Kosmic / TM / LeCont	6			1:01.412		0
2	122	Van Leeuwen, Martijn		Keijzer Racing		Zanardi / TM / LeCont	6	0.407	0.407	1:01.452		2
3	157	Shwartzman, Robert		Forza Racing		Tony Kart / TM / LeCont	6	0.756	0.349	1:01.472		3
4	101	Lorandi, Alessio		Baby Race Srl		Tony Kart / Parilla / LeCont	6	1.058	0.302	1:01.552		4
5	105	Florescu, Petru		Morsicani Racing		Tony Kart / Vortex / LeCont	6	1.700	0.642	1:01.440		5
6	162	Lorandi, Leonardo		Baby Race Srl		Tony Kart / Parilla / LeCont	6	1.984	0.284	1:01.933		6
7	126	Thompson, Parker		Energy Corse		Energy / TM / LeCont	6	2.813	0.829	1:01.733		7
8	111	Aubry, Gabriel		Birel Motorsport		Birel / TM / LeCont	6	4.488	1.675	1:01.936		8
9	178	Fittje, Jannes		Keijzer Racing		Zanardi / TM / LeCont	6	4.786	0.298	1:02.043		9
10	168	Borrelli, Diego		ART Grand Prix Srl		ART GP / TM / LeCont	6	5.331	0.545	1:02.177		10
11	115	Hagenaes, Johan Nicolai		Mach 1 Motorsport		Mach 1 / TM / LeCont	6	5.641	0.310	1:02.075		11
12	148	Lundgaard, Daniel		Lundgaard, Henrik		Zanardi / Vortex / LeCont	6	5.882	0.241	1:01.831		12
13	109	Ticktum, Daniel		Ricky Flynn Motorsport		FA Kart / Vortex / LeCont	6	6.159	0.277	1:01.684		13
14	172	Gordeev, Alexander		Ward Racing		Tony Kart / Vortex / LeCont	6	6.312	0.153	1:01.740		14
15	167	Sette Camara, Sergio		ART Grand Prix Srl		ART GP / TM / LeCont	6	7.491	1.179	1:02.232		15
16	159	Leuillet, Tom		Leuillet, Francis		Birel / TM / LeCont	6	7.729	0.238	1:02.390		16
17	182	Azedo Sousa, Yohan		YKart Competition Team		Zanardi / BMB / LeCont	6	7.903	0.174	1:02.642		17
18	180	Johansson, Antti		Kohtala Sports		Kosmic / Vortex / LeCont	6	8.116	0.213	1:02.104		18
19	119	Marino, Sato		Praga Kart Racing		Praga / Parilla / LeCont	6	8.423	0.307	1:02.444		19
20	139	Santos Gomez, Lisard		Simon Julve, Ruben		Tony Kart / Vortex / LeCont	6	8.494	0.071	1:02.493		20
21	156	Dallamano, Stefano		Cancelli, Franck		Kosmic / Parilla / LeCont	6	9.192	0.698	1:02.224		21
22	152	Mathiesen, Dennis		Mathiesen, Kim		Tony Kart / Vortex / LeCont	6	9.787	0.595	1:02.381		22
23	110	Bonduel, Amaury		Bonduel Racing		ART GP / TM / LeCont	6	10.838	1.051	1:02.698		23
24	184	Reicher, Simon		RK Racing Team		RK / TM / LeCont	6	11.494	0.656	1:02.177		24
25	176	Rauci, Giuliano		Gandolfi Ennio Racing		Energy / TM / LeCont	6	14.915	3.421	1:01.558	+10.000	25
26	175	Martynyuk, Maxim		Energy Germany		Energy / TM / LeCont	2	4 Laps	4 Laps	1:03.189		26

No.176 Rauci, Giuliano : 10 sec time penalty for bad manoeuvre (art 2.24 CIK General Prescriptions). According to Stewards' Decision No.9.

Leaders : No.176 Rauci, Giuliano (1-1) / No.101 Lorandi, Alessio (2-3) / No.179 Chaimongkol, Sasakorn (4-6)

Start Time : 14/06 - 17:49:39

Best Lap : No.179 Chaimongkol, Sasakorn 1:01.412 99.65 Kph

Weather : Sunny Air : 28°C Track : Dry

Event Record : No.142 Norris, Lando 1:00.728 100.77 Kph

DOCUMENT N° 9

**DÉCISION DES COMMISSAIRES SPORTIFS
STEWARDS' DECISION**

PÉNALITÉ INFLIGÉE AU CONCURRENT (NOM) : **Gandolfi Ennio Racing**
 PENALTY INFLICTED UPON THE ENTRANT (NAME):

NATIONALITÉ / NATIONALITY: **ITA**

N°: **176** PILOTE : **Raucci, Giuliano**
 No.: DRIVER :

Concerne la partie de l'Épreuve : **KF-Junior - Qualifying Heat E-F**
 Concerns the part of the event:

ÉNONCÉ / STATEMENT:

10 sec time penalty in the above session concerned

MOTIF / REASON:

The driver concerned was involved in an incident. Having considered the report of the RD, after hearing the entrant concerned, the panel of stewards feels that this fact contravenes art 2.20 point J CIK General Prescriptions. The panel of stewards takes its decision in accordance with art 153 FIA International Sporting Code. RD was giving the RED FLAG because repeated bad behaviour. There was also an additional briefing on the grid.

Décision annoncée
Decision announced

Date / Date: **14/06/2013**

Heure / Time: **18:29**

Nom / Name

Signature

Président du Collège / Chairman of the Panel:

Jaakko MARKULA (FIN) :

Membres du Collège / Members of the Panel:

Philippe DECAUD (FRA) :

Fidel GARCIA (ESP) :

NOTIFICATION AU CONCURRENT CONCERNÉ / NOTIFICATION TO THE RELEVANT ENTRANT

Je soussigné :
 I undersigned: Nom personnel / personal name

Représentant du Concurrent : **Gandolfi Ennio Racing**
 Representing the Entrant: Nom du Concurrent / Entrant's name

Certifie avoir reçu notification du document N° **9** des Commissaires Sportifs de l'Épreuve.
 Certify that I have been notified of document No. by the Stewards of the Meeting.

Date : Heure / Time: Signature :



KF-Junior

Qualifying Heat E-F Lap Chart

For information purposes. No official / regulatory value

	1	2	3	4	5	6	7	8	9	10	11	12	13	14	15	16	17	18	19	20	21	22	23	24	25	26
Grid	176	122	179	111	105	167	101	157	162	126	109	159	182	168	178	119	148	110	175	172	115	156	184	180	152	139
Start	176	179	105	122	101	111	162	167	109	157	182	126	178	159	148	168	119	110	175	115	172	184	152	156	180	139
Lap 1 Interval	176	101 0.2	179 0.1	105 0.1	162 0.2	109 0.2	122 0.1	157 0.7	126 0.2	111 0.2	178 0.1	148 0.2	168 0.5	115 0.3	110 0.3	182 0.0	172 0.1	175 0.2	119 0.2	159 0.0	152 0.3	139 0.0	167 0.0	180 0.1	156 0.7	184 2.2
Lap 2	101	105 0.3	179 0.2	162 0.4	122 0.0	157 0.2	176 0.3	109 0.1	126 0.0	111 0.4	178 0.1	148 0.2	168 0.2	182 0.6	115 0.2	172 0.0	175 0.3	119 0.3	159 0.4	167 0.1	139 0.5	110 0.3	180 0.0	156 0.6	152 0.2	184 1.9
Lap 3	101	179 0.1	122 0.3	162 0.3	157 0.1	105 0.6	126 0.2	176 0.2	111 0.0	178 0.0	109 0.2	168 0.2	148 0.2	182 0.2	115 0.3	172 0.1	119 0.4	159 0.3	167 0.1	139 0.8	180 0.2	110 0.8	156 0.1	152 0.3	184 1.9	
Lap 4	179	122 0.3	101 0.2	157 0.1	162 0.3	105 0.3	126 0.6	178 1.1	111 0.1	176 0.1	168 0.3	115 0.4	148 0.1	172 0.1	182 0.3	109 0.1	159 0.1	167 0.1	119 0.1	139 0.3	180 0.1	156 1.4	152 0.3	110 0.2	184 1.4	
Lap 5	179	122 0.3	157 0.3	101 0.2	162 0.5	105 0.2	126 0.8	178 1.2	111 0.2	168 0.6	176 0.2	115 0.2	148 0.4	109 0.4	172 0.0	167 0.1	182 0.1	159 0.1	119 0.1	180 0.1	139 0.2	156 1.4	152 0.4	110 0.7	184 1.1	
Lap 6	179	122 0.4	157 0.3	101 0.3	105 0.6	162 0.2	126 0.8	111 1.6	178 0.2	176 0.1	168 0.4	115 0.3	148 0.2	109 0.2	172 0.1	167 1.1	159 0.2	182 0.1	180 0.2	119 0.3	139 0.0	156 0.6	152 0.5	110 1.0	184 0.6	



KF-Junior

Qualifying Heat E-F

Lap Time Analysis

For information purposes. No official / regulatory value

Laps	Sector 1	Sector 2	Sector 3	Lap Time	Laps	Sector 1	Sector 2	Sector 3	Lap Time	Laps	Sector 1	Sector 2	Sector 3	Lap Time
No.101 Lorandi, Alessio					2	21.901	21.037	20.390	1:03.328	5	21.442	20.798	20.113	1:02.353
1	22.333	21.276	20.738	1:04.347	3	21.407	20.847	20.262	1:02.516	6	21.244	20.805	20.175	1:02.224
2	21.587	21.103	20.584	1:03.274	4	21.287	21.300	20.870	1:03.457	No.157 Shwartzman, Robert				
3	21.622	20.986	20.303	1:02.911	5	21.350	20.721	20.373	1:02.444	1	23.770	21.315	20.714	1:05.799
4	21.510	20.822	20.249	1:02.581	6	21.957	21.060	20.290	1:03.307	2	21.423	20.819	20.648	1:02.890
5	21.104	20.757	20.059	1:01.920	No.122 Van Leeuwen, Martijn					3	21.408	20.816	20.322	1:02.546
6	21.052	20.524	19.976	1:01.552	1	23.630	21.147	20.540	1:05.317	4	21.234	20.459	20.106	1:01.799
No.105 Florescu, Petru					2	21.558	21.358	20.526	1:03.442	5	21.110	20.438	19.982	1:01.530
1	22.302	21.503	20.903	1:04.708	3	21.432	20.711	20.170	1:02.313	6	20.991	20.463	20.018	1:01.472
2	21.541	21.237	20.529	1:03.307	4	21.131	20.575	20.111	1:01.817	No.159 Leuillet, Tom				
3	21.435	22.392	20.360	1:04.187	5	21.093	20.617	19.947	1:01.657	1	25.484	21.722	21.360	1:08.566
4	21.143	20.626	20.127	1:01.896	6	21.029	20.570	19.853	1:01.452	2	22.015	21.260	20.389	1:03.664
5	21.000	20.625	20.137	1:01.762	No.126 Thompson, Parker					3	21.350	20.786	20.254	1:02.390
6	20.974	20.518	19.948	1:01.440	1	23.293	21.842	20.864	1:05.999	4	21.189	20.685	21.001	1:02.875
No.109 Ticktum, Daniel					2	21.686	20.960	20.496	1:03.142	5	21.481	20.659	20.429	1:02.569
1	22.940	21.275	20.679	1:04.894	3	21.525	21.065	20.351	1:02.941	6	21.478	20.821	20.466	1:02.765
2	21.486	20.943	21.825	1:04.254	4	21.439	20.827	19.984	1:02.250	No.162 Lorandi, Leonardo				
3	21.533	21.224	20.938	1:03.695	5	21.173	20.840	19.926	1:01.939	1	22.707	21.102	20.954	1:04.763
4	21.670	22.019	20.986	1:04.675	6	21.143	20.701	19.889	1:01.733	2	21.693	21.136	20.944	1:03.773
5	21.290	20.659	20.294	1:02.243	No.139 Santos Gomez, Lisard					3	21.585	20.876	20.306	1:02.767
6	21.003	20.517	20.164	1:01.684	1	24.897	22.157	20.981	1:08.035	4	21.228	20.767	20.256	1:02.251
No.110 Bonduel, Amaury					2	22.377	21.171	20.389	1:03.937	5	21.093	20.681	20.177	1:01.951
1	23.499	23.034	21.057	1:07.590	3	21.395	21.021	20.264	1:02.680	6	21.019	20.803	20.111	1:01.933
2	22.645	22.151	20.667	1:05.463	4	21.322	20.947	20.270	1:02.539	No.167 Sette Camara, Sergio				
3	21.614	21.367	20.390	1:03.371	5	21.264	21.027	20.202	1:02.493	1	26.441	21.920	20.961	1:09.322
4	21.498	21.662	20.460	1:03.620	6	21.422	21.037	20.492	1:02.951	2	21.883	21.114	20.349	1:03.346
5	21.446	21.251	20.252	1:02.949	No.148 Lundgaard, Daniel					3	21.383	20.763	20.227	1:02.373
6	21.319	21.202	20.177	1:02.698	1	24.440	21.429	20.664	1:06.533	4	21.233	20.676	20.919	1:02.828
No.111 Aubry, Gabriel					2	21.533	21.182	20.626	1:03.341	5	21.313	20.541	20.378	1:02.232
1	23.721	21.537	21.280	1:06.538	3	21.497	21.003	20.753	1:03.253	6	21.403	21.031	20.320	1:02.754
2	21.657	21.296	20.430	1:03.383	4	21.399	21.558	20.588	1:03.545	No.168 Borrelli, Diego				
3	21.313	20.912	20.596	1:02.821	5	21.498	20.835	20.116	1:02.449	1	24.564	21.718	20.747	1:07.029
4	21.507	21.556	20.170	1:03.233	6	21.030	20.643	20.158	1:01.831	2	21.565	21.012	20.423	1:03.000
5	21.310	20.724	20.065	1:02.099	No.152 Mathiesen, Dennis					3	21.527	20.877	20.359	1:02.763
6	21.107	20.927	19.902	1:01.936	1	24.926	21.963	21.374	1:08.263	4	21.600	21.253	20.299	1:03.152
No.115 Hagenaes, Johan Nicolai					2	23.096	21.707	20.456	1:05.259	5	21.313	20.837	20.057	1:02.207
1	24.652	21.592	20.816	1:07.060	3	21.642	21.185	20.248	1:03.075	6	21.113	20.946	20.118	1:02.177
2	21.778	21.212	20.525	1:03.515	4	21.547	20.955	20.271	1:02.773	No.172 Gordeev, Alexander				
3	21.477	20.938	20.272	1:02.687	5	21.471	20.837	20.179	1:02.487	1	24.722	21.867	20.874	1:07.463
4	21.253	21.069	20.469	1:02.791	6	21.354	20.893	20.134	1:02.381	2	21.701	20.900	20.554	1:03.155
5	21.172	20.975	20.009	1:02.156	No.156 Dallamano, Stefano					3	21.499	21.038	20.238	1:02.775
6	21.097	20.836	20.142	1:02.075	1	26.538	21.850	20.871	1:09.259	4	21.281	21.079	20.555	1:02.915
No.119 Marino, Sato					2	22.131	21.285	20.595	1:04.011	5	21.270	21.030	20.551	1:02.851
1	25.434	21.939	20.968	1:08.341	3	21.598	21.004	20.309	1:02.911	6	21.123	20.609	20.008	1:01.740
					4	21.627	20.932	20.293	1:02.852					



KF-Junior

Qualifying Heat E-F

Lap Time Analysis

For information purposes. No official / regulatory value

Laps	Sector 1	Sector 2	Sector 3	Lap Time	Laps	Sector 1	Sector 2	Sector 3	Lap Time
					6	21.266	20.849	20.062	1:02.177

No.175 Martynyuk, Maxim

1	24.695	21.903	21.296	1:07.894
2	21.817	20.904	20.468	1:03.189

No.176 Raucci, Giuliano

1	22.377	21.207	20.758	1:04.342
2	21.713	22.711	20.727	1:05.151
3	21.405	21.091	20.941	1:03.437
4	21.756	21.576	20.104	1:03.436
5	21.532	21.137	20.063	1:02.732
6	21.045	20.596	19.917	1:01.558

No.178 Fittje, Jannes

1	24.112	21.483	20.759	1:06.354
2	21.611	21.076	20.696	1:03.383
3	21.423	20.825	20.443	1:02.691
4	21.777	20.994	20.206	1:02.977
5	21.227	20.753	20.063	1:02.043
6	21.126	21.305	20.055	1:02.486

No.179 Chaimongkol, Sasakorn

1	22.248	21.429	20.956	1:04.633
2	21.579	21.272	20.807	1:03.658
3	21.477	20.864	20.165	1:02.506
4	21.251	20.654	19.950	1:01.855
5	21.114	20.562	19.933	1:01.609
6	20.983	20.514	19.915	1:01.412

No.180 Johansson, Antti

1	24.869	22.146	21.314	1:08.329
2	21.890	21.773	20.449	1:04.112
3	21.443	20.890	20.198	1:02.531
4	21.340	20.795	20.296	1:02.431
5	21.337	20.698	20.069	1:02.104
6	21.594	21.011	20.219	1:02.824

No.182 Azedo Sousa, Yohan

1	24.844	22.200	20.943	1:07.987
2	21.547	20.890	20.428	1:02.865
3	21.460	20.866	20.316	1:02.642
4	21.271	21.263	21.264	1:03.798
5	21.185	20.831	20.768	1:02.784
6	21.413	21.221	20.408	1:03.042

No.184 Reicher, Simon

1	28.929	21.776	20.991	1:11.696
2	22.047	21.357	20.479	1:03.883
3	21.725	20.999	20.325	1:03.049
4	21.517	20.915	20.162	1:02.594
5	21.269	21.026	20.356	1:02.651



152	Mathiesen, Dennis Tony Kart / Vortex / LeCont		13	139	Santos Gomez, Lisard Tony Kart / Vortex / LeCont	
184	Reicher, Simon RK / TM / LeCont		12	180	Johansson, Antti Kosmic / Vortex / LeCont	
115	Hagenaes, Johan Nicolai Mach 1 / TM / LeCont		11	156	Dallamano, Stefano Kosmic / Parilla / LeCont	
175	Martynyuk, Maxim Energy / TM / LeCont		10	172	Gordeev, Alexander Tony Kart / Vortex / LeCont	
148	Lundgaard, Daniel Zanardi / Vortex / LeCont		9	110	Bonduel, Amaury ART GP / TM / LeCont	
178	Fittje, Janes Zanardi / TM / LeCont		8	119	Marino, Sato Praga / Parilla / LeCont	
182	Azedo Sousa, Yohan Zanardi / BMB / LeCont		7	168	Borrelli, Diego ART GP / TM / LeCont	
109	Ticktum, Daniel FA Kart / Vortex / LeCont		6	159	Leuillet, Tom Birel / TM / LeCont	
162	Lorandi, Leonardo Tony Kart / Parilla / LeCont		5	126	Thompson, Parker Energy / TM / LeCont	
101	Lorandi, Alessio Tony Kart / Parilla / LeCont		4	157	Shwartzman, Robert Tony Kart / TM / LeCont	
105	Florescu, Petru Tony Kart / Vortex / LeCont		3	167	Sette Camara, Sergio ART GP / TM / LeCont	
179	Chaimongkol, Sasakorn Kosmic / TM / LeCont		2	111	Aubry, Gabriel Birel / TM / LeCont	
176	Rauci, Giuliano Energy / TM / LeCont		1	122	Van Leeuwen, Martijn Zanardi / TM / LeCont	

POLE POSITION





KF-Junior

Qualifying Heat C-D

Document 37

Results

Subject to scrutineering & sporting investigations

Rnk	No.	Driver	Nat	Entrant	Nat	Equipment	Laps	Gap	Interv.	Best Lap	Penalty	Points
1	131	Sargeant, Logan	USA	Ward Racing	SWE	Tony Kart / Vortex / LeCont	6			1:01.646		0
2	116	Mazepin, Nikita	RUS	Tony Kart Racing Team	ITA	Tony Kart / Vortex / LeCont	6	0.693	0.693	1:01.588		2
3	171	Floersch, Sophia	DEU	Ward Racing	SWE	Tony Kart / Vortex / LeCont	6	1.994	1.301	1:01.802		3
4	146	Pulcini, Leonardo	ITA	Morsicani Racing	ITA	Tony Kart / Vortex / LeCont	6	2.148	0.154	1:01.528		4
5	144	Alex, -	ITA	Osella Engineering Srl	ITA	DR / BMB / LeCont	6	2.880	0.732	1:01.969		5
6	129	Vartanyan, Alexander	RUS	Ward Racing	SWE	Tony Kart / Vortex / LeCont	6	3.379	0.499	1:01.746		6
7	161	Defrancesco, Devlin	USA	Chiesa Corse	ITA	Zanardi / BMB / LeCont	6	3.996	0.617	1:02.280		7
8	106	Daruvala, Jehan	GBR	Ricky Flynn Motorsport	GBR	FA Kart / Vortex / LeCont	6	4.206	0.210	1:01.846		8
9	158	Travisanutto, Lorenzo	ITA	Travisanutto, Fabrizio	ITA	Tony Kart / Vortex / LeCont	6	4.918	0.712	1:02.527		9
10	102	Sitnikov, Nikita	RUS	Team Komarov	RUS	Tony Kart / BMB / LeCont	6	5.264	0.346	1:01.741		10
11	149	Lehouck, Arthur	FRA	Lehouck, Vincent	FRA	Lenzokart / TM / LeCont	6	5.387	0.123	1:01.990		11
12	125	Betsch, Mick	DEU	Tony Kart Racing Team	ITA	Tony Kart / Vortex / LeCont	6	5.454	0.067	1:02.555		12
13	103	Kari, Niko	FIN	Ricky Flynn Motorsport	GBR	FA Kart / Vortex / LeCont	6	5.909	0.455	1:02.384		13
14	177	Russo, Guillermo	ESP	Genikart	ESP	FA Kart / Vortex / LeCont	6	6.191	0.282	1:02.376		14
15	133	Haapalainen, Tuomas	FIN	ART Grand Prix Srl	ITA	ART GP / TM / LeCont	6	6.579	0.388	1:01.824		15
16	124	Bollier, Jules	FRA	Bollier, Romain	FRA	Kosmic / Parilla / LeCont	6	6.862	0.283	1:01.646		16
17	154	Milell, Noah	SWE	JP Racing	SWE	Exprit / Vortex / LeCont	6	7.321	0.459	1:01.645		17
18	138	Ahmed, Enaam	GBR	Ricky Flynn Motorsport	GBR	FA Kart / Vortex / LeCont	6	8.582	1.261	1:01.868	+3.000	18
19	127	Tarasov, Mikhail	RUS	Ward Racing	SWE	Tony Kart / Vortex / LeCont	6	8.818	0.236	1:02.109		19
20	130	Korpivaara, Ilmari	FIN	Ward Racing	SWE	Tony Kart / Vortex / LeCont	6	9.031	0.213	1:02.060		20
21	181	Puhakka, Juuso	FIN	Kohtala Sports	FIN	Kosmic / Vortex / LeCont	6	9.925	0.894	1:02.340		21
22	166	Xia, Yifan	CHN	ART Grand Prix Srl	ITA	ART GP / TM / LeCont	6	10.683	0.758	1:01.956		22
23	169	Masztalerz, Jakub	POL	Amo Racing Team	POL	Tony Kart / Vortex / LeCont	6	11.376	0.693	1:02.383		23
24	120	Skärås, Emil	SWE	Ward Racing	SWE	Tony Kart / Vortex / LeCont	6	11.488	0.112	1:02.184		24
25	174	Marinescu, Alexandra	ROU	DR Srl	ITA	DR / TM / LeCont	6	11.785	0.297	1:02.581		25
26	155	Munoz Fernandez, Adrian	ESP	Bermudez, Jose Luis	ESP	Tony Kart / Vortex / LeCont	6	17.971	6.186	1:02.049	+3.000	26

No.138 Ahmed, Enaam : 3 seconds penalty for no respect of starting procedure

No.155 Munoz Fernandez, Adrian : 3 seconds penalty for no respect of starting procedure

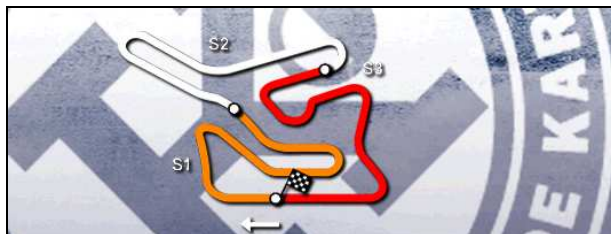
Leaders : No.146 Pulcini, Leonardo (1-1) / No.131 Sargeant, Logan (2-6)

Start Time : 14/06 - 17:22:39

Best Lap : No.146 Pulcini, Leonardo 1:01.528 99.46 Kph

Weather : Sunny Air : 28°C Track : Dry

Event Record : No.142 Norris, Lando 1:00.728 100.77 Kph



KF-Junior

Qualifying Heat C-D Lap Chart

For information purposes. No official / regulatory value

	1	2	3	4	5	6	7	8	9	10	11	12	13	14	15	16	17	18	19	20	21	22	23	24	25	26
Grid	158	154	131	103	146	129	116	124	144	155	106	133	125	138	161	130	171	166	149	174	169	102	127	181	177	120
Start	158	131	146	116	144	106	125	161	171	154	149	103	129	169	124	155	127	138	177	133	130	166	174	102	181	120
Lap 1 Interval	146	131 0.4	158 0.3	125 0.1	116 0.8	171 0.3	161 0.1	149 0.4	144 0.0	103 0.0	124 0.0	106 0.0	129 0.1	177 0.6	155 0.3	138 0.0	127 0.1	166 0.4	102 0.0	169 0.1	154 0.0	133 0.2	130 0.3	174 0.2	120 0.2	181 0.6
Lap 2	131	146 0.9	116 0.1	161 0.1	158 0.3	171 0.0	125 0.5	144 0.1	149 0.9	129 0.1	103 0.3	106 0.3	177 0.0	155 0.2	138 0.9	102 0.1	127 0.3	133 0.1	124 0.0	166 0.0	154 0.1	130 0.1	120 0.3	181 0.3	174 0.3	169 0.1
Lap 3	131	116 1.1	161 0.3	146 0.1	171 0.3	158 0.1	144 0.2	125 0.2	149 0.2	129 0.1	106 0.6	103 0.5	177 0.4	102 0.4	138 0.2	133 0.8	166 0.4	124 0.1	127 0.1	154 0.1	130 0.1	181 0.3	174 0.3	169 0.2	120 2.1	155 4.0
Lap 4	131	116 0.8	161 0.6	146 0.1	171 0.2	144 0.3	158 0.1	129 0.3	125 0.3	106 0.2	149 0.2	103 0.9	102 0.1	177 0.2	138 0.1	133 1.2	124 0.7	154 0.4	127 0.4	130 0.3	181 0.2	166 0.0	174 0.2	169 0.1	120 1.5	155 3.8
Lap 5	131	116 0.7	171 1.0	146 0.4	144 0.2	129 0.0	161 0.2	158 0.1	106 0.1	149 0.3	125 0.1	102 0.8	103 0.4	138 0.2	177 0.1	133 0.7	124 0.6	154 0.3	127 1.1	130 0.2	181 0.6	166 1.1	169 0.2	174 0.2	120 0.1	155 3.6
Lap 6	131	116 0.6	171 1.3	146 0.1	144 0.7	129 0.4	161 0.6	106 0.2	158 0.7	102 0.3	149 0.1	125 0.0	138 0.1	103 0.3	177 0.2	133 0.3	124 0.2	154 0.4	127 1.4	130 0.2	181 0.8	166 0.7	169 0.6	120 0.1	174 0.2	155 3.1



KF-Junior

Qualifying Heat C-D

Lap Time Analysis

For information purposes. No official / regulatory value

Laps	Sector 1	Sector 2	Sector 3	Lap Time	Laps	Sector 1	Sector 2	Sector 3	Lap Time	Laps	Sector 1	Sector 2	Sector 3	Lap Time
No.102 Sitnikov, Nikita					No.127 Tarasov, Mikhail					No.144 Alex, -				
1	24.434	21.342	21.328	1:07.104	2	21.639	22.171	20.810	1:04.620	1	23.659	21.179	21.513	1:06.351
2	21.925	21.124	21.100	1:04.149	3	21.317	21.329	20.226	1:02.872	2	21.778	20.914	20.314	1:03.006
3	21.276	20.728	20.073	1:02.077	4	21.312	20.998	20.414	1:02.724	3	21.264	21.043	20.198	1:02.505
4	21.058	20.613	20.070	1:01.741	5	21.333	21.090	20.132	1:02.555	4	21.158	20.789	20.150	1:02.097
5	21.082	20.807	19.906	1:01.795	6	21.144	21.085	21.100	1:03.329	5	21.044	20.944	20.197	1:02.185
6	20.974	20.703	20.640	1:02.317	No.129 Vartanyan, Alexander					6	21.226	20.747	19.996	1:01.969
No.103 Kari, Niko					No.130 Korpivaara, Ilmari					No.146 Pulcini, Leonardo				
1	23.889	21.369	20.763	1:06.021	1	24.069	21.555	20.561	1:06.185	1	22.511	20.949	20.328	1:03.788
2	22.097	21.753	20.515	1:04.365	2	22.435	21.074	20.232	1:03.741	2	22.386	21.475	20.493	1:04.354
3	21.686	20.953	20.269	1:02.908	3	21.223	20.769	20.101	1:02.093	3	21.782	21.114	20.231	1:03.127
4	21.441	20.935	20.119	1:02.495	4	21.087	20.846	20.024	1:01.957	4	21.056	20.737	20.434	1:02.227
5	21.151	20.808	20.425	1:02.384	5	21.258	21.030	20.057	1:02.345	5	21.415	21.080	20.002	1:02.497
6	21.189	21.270	20.083	1:02.542	6	21.183	20.926	20.000	1:02.109	6	20.873	20.671	19.984	1:01.528
No.106 Daruvala, Jehan					No.131 Sargeant, Logan					No.149 Lehouck, Arthur				
1	23.492	22.399	20.548	1:06.439	1	22.525	21.338	20.434	1:04.297	1	23.844	21.292	20.810	1:05.946
2	22.405	21.606	20.657	1:04.668	2	21.564	20.989	20.395	1:02.948	2	22.454	21.081	20.399	1:03.934
3	21.116	20.858	20.022	1:01.996	3	21.336	20.926	20.214	1:02.476	3	21.161	20.758	20.166	1:02.085
4	21.007	20.769	20.083	1:01.859	4	21.244	20.844	20.107	1:02.195	4	21.131	21.244	20.519	1:02.894
5	20.962	20.839	20.045	1:01.846	5	21.088	20.819	19.980	1:01.887	5	21.060	20.843	20.087	1:01.990
6	21.076	21.278	20.208	1:02.562	6	21.002	20.643	20.101	1:01.746	6	20.959	21.520	20.907	1:03.386
No.116 Mazepin, Nikita					No.133 Haapalainen, Tuomas					No.154 Milell, Noah				
1	23.202	21.338	20.943	1:05.483	1	24.212	22.458	21.130	1:07.800	1	25.104	22.119	21.001	1:08.224
2	21.387	20.919	20.412	1:02.718	2	22.048	21.258	20.875	1:04.181	2	22.031	21.799	20.733	1:04.563
3	21.365	20.991	20.129	1:02.485	3	21.572	20.967	20.225	1:02.764	3	22.085	21.012	20.335	1:03.432
4	21.264	20.736	19.978	1:01.978	4	21.252	20.897	20.096	1:02.245	4	21.613	20.945	19.990	1:02.548
5	21.074	20.778	19.893	1:01.745	5	21.180	20.685	19.959	1:01.824	5	21.069	20.555	20.021	1:01.645
6	21.032	20.614	19.942	1:01.588	6	21.122	20.823	20.057	1:02.002	6	21.077	20.679	20.031	1:01.787
No.120 Skärås, Emil					No.138 Ahmed, Enaam					No.155 Munoz Fernandez, Adrian				
1	25.599	21.469	20.620	1:07.688	1	24.153	21.750	20.954	1:06.857	1	24.202	21.665	21.098	1:06.965
2	22.080	21.459	20.384	1:03.923	2	22.540	21.024	21.081	1:04.645	2	21.932	21.365	20.525	1:03.822
3	22.003	23.891	20.314	1:06.208	3	21.572	20.967	20.225	1:02.764	3	21.473	20.759	30.075	1:12.307
4	21.272	21.086	20.108	1:02.466	4	21.252	20.897	20.096	1:02.245	4	21.289	20.911	20.069	1:02.269
5	21.131	20.751	20.419	1:02.301	5	21.180	20.685	19.959	1:01.824	5	21.225	20.749	20.098	1:02.072
6	21.130	20.711	20.343	1:02.184	6	21.205	20.748	19.915	1:01.868	6	21.375	20.680	19.994	1:02.049
No.124 Bollier, Jules					No.139 Betsch, Mick					No.158 Trvisanutto, Lorenzo				
1	23.439	21.354	21.068	1:05.861	1	22.774	21.139	20.531	1:04.444	1	22.855	21.355	20.517	1:04.727
2	22.239	22.243	22.058	1:06.540						2	21.875	21.545	20.770	1:04.190
3	21.980	20.977	20.351	1:03.308						3	21.517	21.304	20.146	1:02.967
4	21.453	20.897	20.021	1:02.371						4	21.566	20.859	20.131	1:02.556
5	21.094	20.703	19.949	1:01.746						5	21.175	20.950	20.402	1:02.527
6	21.025	20.662	19.959	1:01.646						6	21.416	21.394	20.657	1:03.467



KF-Junior

Qualifying Heat C-D

Lap Time Analysis

For information purposes. No official / regulatory value

Laps	Sector 1	Sector 2	Sector 3	Lap Time	Laps	Sector 1	Sector 2	Sector 3	Lap Time
No.161 Defrancesco, Devlin									
1	23.088	21.176	21.421	1:05.685	2	21.773	21.386	20.507	1:03.666
2	21.267	20.742	20.424	1:02.433	3	21.732	21.074	20.362	1:03.168
3	21.390	21.082	20.149	1:02.621	4	21.483	21.237	20.406	1:03.126
4	21.173	20.714	20.393	1:02.280	5	21.446	20.945	20.199	1:02.590
5	21.359	21.153	20.766	1:03.278	6	21.323	20.847	20.170	1:02.340
6	21.216	21.425	20.081	1:02.722					

No.166 Xia, Yifan				
1	24.391	21.740	21.103	1:07.234
2	21.774	20.946	21.950	1:04.670
3	21.699	21.161	20.259	1:03.119
4	22.342	21.542	20.273	1:04.157
5	21.965	21.370	20.309	1:03.644
6	21.146	20.760	20.050	1:01.956

No.169 Masztalerz, Jakub				
1	23.868	22.635	21.508	1:08.011
2	22.890	22.242	20.774	1:05.906
3	21.704	21.032	20.441	1:03.177
4	21.449	21.149	20.490	1:03.088
5	21.800	21.130	20.590	1:03.520
6	21.218	20.816	20.349	1:02.383

No.171 Floersch, Sophia				
1	23.102	21.353	20.979	1:05.434
2	21.499	20.959	20.485	1:02.943
3	21.580	20.971	20.275	1:02.826
4	21.217	20.847	20.059	1:02.123
5	21.092	20.723	19.987	1:01.802
6	21.109	20.717	19.982	1:01.808

No.174 Marinescu, Alexandra				
1	24.994	21.687	21.445	1:08.126
2	22.281	21.862	20.756	1:04.899
3	21.672	20.978	20.495	1:03.145
4	21.400	21.335	20.439	1:03.174
5	21.520	21.653	20.677	1:03.850
6	21.392	20.758	20.431	1:02.581

No.177 Russo, Guillermo				
1	23.924	21.640	20.894	1:06.458
2	22.060	21.192	20.606	1:03.858
3	21.436	21.183	20.314	1:02.933
4	21.354	20.927	20.152	1:02.433
5	21.434	20.863	20.146	1:02.443
6	21.283	20.937	20.156	1:02.376

No.181 Puhakka, Juuso				
1	26.224	21.638	20.751	1:08.613



177	Russo, Guillermo FA Kart / Vortex / LeCont		13	120	Skärås, Emil Tony Kart / Vortex / LeCont	
127	Tarasov, Mikhail Tony Kart / Vortex / LeCont		12	181	Puhakka, Juuso Kosmic / Vortex / LeCont	
169	Masztalerz, Jakub Tony Kart / Vortex / LeCont		11	102	Sitnikov, Nikita Tony Kart / BMB / LeCont	
149	Lehouck, Arthur Lenzokart / TM / LeCont		10	174	Marinescu, Alexandra DR / TM / LeCont	
171	Floersch, Sophia Tony Kart / Vortex / LeCont		9	166	Xia, Yifan ART GP / TM / LeCont	
161	Defrancesco, Devlin Zanardi / BMB / LeCont		8	130	Korpivaara, Ilmari Tony Kart / Vortex / LeCont	
125	Betsch, Mick Tony Kart / Vortex / LeCont		7	138	Ahmed, Enaam FA Kart / Vortex / LeCont	
106	Daruvala, Jehan FA Kart / Vortex / LeCont		6	133	Haapalainen, Tuomas ART GP / TM / LeCont	
144	Alex, - DR / BMB / LeCont		5	155	Munoz Fernandez, Adrian Tony Kart / Vortex / LeCont	
116	Mazepin, Nikita Tony Kart / Vortex / LeCont		4	124	Bollier, Jules Kosmic / Parilla / LeCont	
146	Pulcini, Leonardo Tony Kart / Vortex / LeCont		3	129	Vartanyan, Alexander Tony Kart / Vortex / LeCont	
131	Sargeant, Logan Tony Kart / Vortex / LeCont		2	103	Kari, Niko FA Kart / Vortex / LeCont	
158	Travisanutto, Lorenzo Tony Kart / Vortex / LeCont		1	154	Milell, Noah Exprit / Vortex / LeCont	

POLE POSITION



KF-Junior

Qualifying Heat A-B

Document 36.1

Results

Subject to scrutineering & sporting investigations

Rnk	No.	Driver	Nat	Entrant	Nat	Equipment	Laps	Gap	Interv.	Best Lap	Penalty	Points
1	142	Norris, Lando		Ricky Flynn Motorsport		FA Kart / Vortex / LeCont	6			1:01.057		0
2	114	Elpitiya, Bryan		Energy Corse		Energy / TM / LeCont	6	0.693	0.693	1:01.076		2
3	104	Atoev, Vladimir		Team Komarov		Tony Kart / BMB / LeCont	6	1.452	0.759	1:01.286		3
4	136	Beckmann, David		Zanardi		Zanardi / BMB / LeCont	6	1.657	0.205	1:01.022		4
5	123	Defourny, Max		Defourny, Didier		Kosmic / TM / LeCont	6	2.830	1.173	1:01.726		5
6	117	Raspatelli, Matteo		Baby Race Srl		Tony Kart / Parilla / LeCont	6	2.950	0.120	1:01.619		6
7	128	Lundqvist, Linus		Ward Racing		Tony Kart / Vortex / LeCont	6	4.103	1.153	1:01.442		7
8	173	Baiz, Mauricio		Birel Motorsport		Birel / TM / LeCont	6	4.416	0.313	1:01.535		8
9	140	Fewtrell, Max		Ricky Flynn Motorsport		FA Kart / Vortex / LeCont	6	5.616	1.200	1:01.414		9
10	107	Bale, Thomas Michael		Ricky Flynn Motorsport		FA Kart / Vortex / LeCont	6	5.836	0.220	1:01.393		10
11	160	Pull, James		Chiesa Corse		Zanardi / BMB / LeCont	6	6.760	0.924	1:01.437		11
12	163	Machado Carrillo, Alexand		AV Racers Intnal		Zanardi / BMB / LeCont	6	8.285	1.525	1:02.037		12
13	134	Peltola, Olli		ART Grand Prix Srl		ART GP / TM / LeCont	6	8.690	0.405	1:01.396		13
14	121	Valtonen, Isac		Energy Corse		Energy / TM / LeCont	6	9.107	0.417	1:02.293		14
15	183	Opmeer, Jarno		Maddox		Maddox / TM / LeCont	6	9.266	0.159	1:01.724		15
16	112	Lessennes, Benjamin		Kosmic Racing Dept		Kosmic / Vortex / LeCont	6	9.419	0.153	1:01.831		16
17	164	Garcia Lopez, Marta		AV Racers Intnal		Zanardi / BMB / LeCont	6	9.448	0.029	1:01.792		17
18	170	Krencisz, Jan		Amo Racing Team		Tony Kart / Vortex / LeCont	6	9.551	0.103	1:01.823		18
19	151	Daim, Bin Hishammudin		Kosmic Racing Dept		Kosmic / Vortex / LeCont	6	9.888	0.337	1:01.582		19
20	147	Pasma, Patrik		MGM Racing		Birel / Parilla / LeCont	6	11.412	1.524	1:01.788		20
21	141	Shlom, Yan Leon		Shlom, Vadim		Tony Kart / Parilla / LeCont	6	11.661	0.249	1:01.817		21
22	150	Squaranti, Federico		Kosmic Racing Dept		Kosmic / Vortex / LeCont	6	12.707	1.046	1:01.822	+3.000	22
23	135	Signorelli, Matias Ezequiel		Signorelli, Carlos Alberto		Tony Kart / Vortex / LeCont	6	12.867	0.160	1:01.726		23
24	132	Zackary, Dante		Praga Kart Racing		Praga / Parilla / LeCont	6	14.178	1.311	1:01.715		24
25	165	Fontecha Martinez, Laia		AV Racers Intnal		Zanardi / BMB / LeCont	6	14.947	0.769	1:01.977		25
26	153	Hobart, Matthias		Kartban Motorsport S.L.		Birel / TM / LeCont	6	16.740	1.793	1:02.337		26
27	108	Dionisios, Marcu		CRG SpA		CRG / BMB / LeCont	6	21.153	4.413	1:03.053		27
28	145	Mosca, Tommaso		Mosca, Diego		Tony Kart / BMB / LeCont	6	23.193	2.040	1:01.641	+10.000	28

No.150 Squaranti, Federico : 3 seconds penalty for no respect of starting procedure

No.145 Mosca, Tommaso : 10 sec time penalty for bad manoeuvre (art 2.24 CIK General Prescriptions). According to Stewards' Decision No.10.

Leaders : No.142 Norris, Lando (1-6)

Start Time : 14/06 - 17:02:27

Best Lap : No.136 Beckmann, David 1:01.022 100.29 Kph

Weather : Sunny Air : 28°C Track : Dry

Event Record : No.142 Norris, Lando 1:00.728 100.77 Kph

DOCUMENT N° 10

**DÉCISION DES COMMISSAIRES SPORTIFS
STEWARDS' DECISION**

PÉNALITÉ INFLIGÉE AU CONCURRENT (NOM) : **Mosca, Diego**
 PENALTY INFLICTED UPON THE ENTRANT (NAME):

NATIONALITÉ / NATIONALITY: **ITA**

N°: **145**
 No.:

PILOTE : **Mosca, Tommaso**
 DRIVER :

Concerne la partie de l'Épreuve : **KF-Junior - Qualifying Heat A-B**
 Concerns the part of the event:

ÉNONCÉ / STATEMENT:

10 sec time penalty in the above session concerned

MOTIF / REASON:

The driver concerned was involved in an incident. The driver forced out of the racing line the kart 128 (reported by the judge of fact). Having considered the report of the judge of fact, having considered the video sequence and after hearing the entrant concerned, the panel of stewards feels that this fact contravenes art 2.24 CIK General Prescriptions. The panel of stewards takes its decision in accordance with art 153 FIA International Sporting Code.

Décision annoncée
 Decision announced

Date / Date: **14/06/2013**

Heure / Time: **19:06**

Nom / Name

Signature

Président du Collège / Chairman of the Panel:

Jaakko MARKULA (FIN) :

Membres du Collège / Members of the Panel:

Philippe DECAUD (FRA) :

Fidel GARCIA (ESP) :

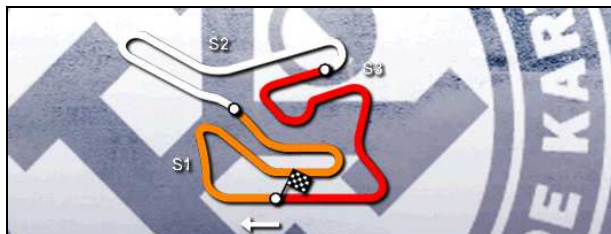
NOTIFICATION AU CONCURRENT CONCERNÉ / NOTIFICATION TO THE RELEVANT ENTRANT

Je soussigné :
 I undersigned: Nom personnel / personal name

Représentant du Concurrent : **Mosca, Diego**
 Representing the Entrant: Nom du Concurrent / Entrant's name

Certifie avoir reçu notification du document N° **10** des Commissaires Sportifs de l'Épreuve.
 Certify that I have been notified of document No. by the Stewards of the Meeting.

Date : Heure / Time: Signature :



Alcaniz 12 - 16.06.2013



KF Junior

CIK-FIA European Championship (Rd1)



CIK-KARTING
EUROPEAN
CHAMPIONSHIP

KF-Junior

Qualifying Heat A-B

Lap Chart

For information purposes. No official / regulatory value

	1	2	3	4	5	6	7	8	9	10	11	12	13	14	15	16	17	18	19	20	21	22	23	24	25	26	27	28
Grid	142	136	123	117	114	112	104	107	108	134	173	140	160	128	183	145	163	121	151	170	132	150	147	164	135	141	165	153
Start	142	136	123	117	114	112	104	107	108	134	173	140	160	128	145	121	183	163	170	151	150	164	132	147	141	135	165	153
Lap 1 Interval	142	114 0.5	123 0.3	104 0.4	117 0.4	173 0.6	136 0.1	128 0.4	145 0.1	160 0.0	107 0.3	121 0.3	140 0.2	163 0.2	134 0.2	183 0.1	151 0.2	150 0.2	112 0.0	170 0.1	164 0.1	108 1.5	165 0.2	147 0.0	141 0.2	132 0.5	153 0.2	135 0.4
Lap 2	142	114 0.6	123 0.3	104 0.1	117 0.4	136 0.8	173 0.5	128 0.5	107 0.9	140 0.2	121 0.3	163 0.3	160 0.5	183 0.2	112 0.4	134 0.1	164 0.0	170 0.0	150 0.3	151 0.6	147 1.4	141 0.3	135 1.2	108 0.3	145 0.1	132 0.2	165 0.0	153 0.5
Lap 3	142	114 0.7	104 0.3	123 0.2	117 0.1	136 0.5	173 0.9	128 0.4	140 1.3	107 0.1	121 0.3	163 0.1	160 0.4	183 0.2	112 0.5	134 0.2	164 0.3	170 0.2	150 0.2	151 0.1	147 1.9	141 0.2	135 1.2	145 0.5	132 0.3	165 0.4	153 0.5	108 1.8
Lap 4	142	114 0.7	104 0.3	123 0.5	136 0.2	117 0.1	173 1.1	128 0.3	140 1.4	107 0.2	163 0.5	160 0.2	183 0.1	121 0.3	134 0.1	112 0.2	164 0.5	151 0.4	170 0.2	150 0.1	147 1.9	141 0.1	135 1.4	145 0.4	132 0.5	165 0.5	153 0.6	108 3.1
Lap 5	142	114 0.6	104 0.5	136 0.4	123 0.3	117 0.2	173 1.0	128 0.2	140 1.5	107 0.2	160 0.8	163 0.5	183 0.1	134 0.2	112 0.2	121 0.3	164 0.1	151 0.1	170 0.3	150 0.1	147 2.0	141 0.2	135 1.2	145 0.4	132 0.9	165 0.4	153 1.4	108 3.4
Lap 6	142	114 0.6	104 0.7	136 0.2	123 1.1	117 0.1	128 1.1	173 0.3	140 1.2	107 0.2	160 0.9	163 1.5	134 0.4	121 0.4	183 0.1	112 0.1	164 0.0	170 0.1	150 0.1	151 0.1	147 1.5	141 0.2	135 1.2	145 0.3	132 0.9	165 0.7	153 1.7	108 4.4



KF-Junior

Qualifying Heat A-B

Lap Time Analysis

For information purposes. No official / regulatory value

Laps	Sector 1	Sector 2	Sector 3	Lap Time	Laps	Sector 1	Sector 2	Sector 3	Lap Time	Laps	Sector 1	Sector 2	Sector 3	Lap Time
No.104 Atoev, Vladimir					No.123 Defourny, Max					No.140 Fewtrell, Max				
1	22.339	21.107	20.287	1:03.733	1	22.232	20.868	20.335	1:03.435	1	24.427	21.540	20.386	1:06.353
2	21.216	20.745	20.140	1:02.101	2	21.276	20.849	20.321	1:02.446	2	21.505	21.145	20.221	1:02.871
3	21.301	20.646	20.087	1:02.034	3	21.483	20.718	20.236	1:02.437	3	21.249	20.599	20.292	1:02.140
4	21.080	20.697	19.908	1:01.685	4	21.111	20.731	20.112	1:01.954	4	21.055	20.785	20.064	1:01.904
5	20.982	20.584	19.892	1:01.458	5	21.029	20.712	19.985	1:01.726	5	21.002	20.636	19.938	1:01.576
6	20.939	20.506	19.841	1:01.286	6	20.938	20.781	20.120	1:01.839	6	20.937	20.565	19.912	1:01.414
No.107 Bale, Thomas Michael					No.128 Lundqvist, Linus					No.141 Shlom, Yan Leon				
1	24.173	21.361	20.365	1:05.899	1	22.913	21.545	20.713	1:05.171	1	25.626	22.503	20.780	1:08.909
2	21.924	21.166	20.139	1:03.229	2	21.748	20.906	20.139	1:02.793	2	22.271	21.157	20.905	1:04.333
3	21.236	20.930	20.325	1:02.491	3	21.150	20.768	20.080	1:01.998	3	21.498	20.816	20.139	1:02.453
4	21.136	20.707	20.184	1:02.027	4	21.056	20.706	20.012	1:01.774	4	21.088	20.774	20.076	1:01.938
5	21.054	20.565	19.966	1:01.585	5	20.928	20.537	19.977	1:01.442	5	21.218	20.686	20.005	1:01.909
6	21.002	20.554	19.837	1:01.393	6	20.896	20.567	20.028	1:01.491	6	21.102	20.656	20.059	1:01.817
No.108 Dionisios, Marcu					No.132 Zackary, Dante					No.142 Norris, Lando				
1	25.497	22.732	21.278	1:09.507	1	25.996	22.039	21.507	1:09.542	1	21.793	20.741	20.085	1:02.619
2	22.601	22.142	21.595	1:06.338	2	22.075	21.869	21.760	1:05.704	2	21.322	20.856	20.202	1:02.380
3	23.035	21.298	21.611	1:05.944	3	21.698	20.905	20.156	1:02.759	3	21.148	20.760	20.138	1:02.046
4	21.909	21.139	20.741	1:03.789	4	21.193	20.793	20.206	1:02.192	4	21.078	20.645	19.957	1:01.680
5	21.444	20.908	20.701	1:03.053	5	21.218	20.775	20.059	1:02.052	5	20.901	20.542	19.853	1:01.296
6	21.687	20.892	20.713	1:03.292	6	21.110	20.563	20.042	1:01.715	6	20.888	20.461	19.708	1:01.057
No.112 Lessennes, Benjamin					No.134 Peltola, Olli					No.145 Mosca, Tommaso				
1	25.999	21.328	20.427	1:07.754	1	24.792	21.583	20.559	1:06.934	1	23.192	21.277	20.630	1:05.099
2	22.004	20.975	20.667	1:03.646	2	21.418	21.784	21.296	1:04.498	2	27.024	21.365	22.123	1:10.512
3	21.239	20.665	20.134	1:02.038	3	21.356	20.675	20.055	1:02.086	3	21.439	20.846	20.324	1:02.609
4	21.074	20.754	20.003	1:01.831	4	21.010	20.497	19.889	1:01.396	4	21.140	20.763	20.153	1:02.056
5	21.280	20.780	20.015	1:02.075	5	21.341	20.822	19.896	1:02.059	5	20.977	20.621	20.057	1:01.655
6	21.011	20.809	21.115	1:02.935	6	20.934	20.999	20.492	1:02.425	6	21.009	20.502	20.130	1:01.641
No.114 Elpitiya, Bryan					No.135 Signorelli, Matias Ezequiel					No.147 Pasma, Patrik				
1	22.202	20.679	20.136	1:03.017	1	25.675	21.668	22.648	1:09.991	1	25.582	22.385	20.762	1:08.729
2	21.303	20.953	20.208	1:02.464	2	22.158	21.130	21.013	1:04.301	2	22.407	21.103	20.672	1:04.182
3	21.270	20.725	20.145	1:02.140	3	21.422	20.922	20.162	1:02.506	3	21.452	20.915	20.206	1:02.573
4	21.153	20.560	19.948	1:01.661	4	21.183	20.847	20.100	1:02.130	4	21.153	20.772	20.093	1:02.018
5	20.965	20.435	19.850	1:01.250	5	21.111	20.657	19.964	1:01.732	5	21.064	20.749	20.029	1:01.842
6	20.925	20.336	19.815	1:01.076	6	21.102	20.580	20.044	1:01.726	6	21.062	20.699	20.027	1:01.788
No.117 Raspatelli, Matteo					No.136 Beckmann, David					No.150 Squaranti, Federico				
1	22.396	21.400	20.486	1:04.282	1	23.469	21.337	20.368	1:05.174	1	24.170	21.963	20.624	1:06.757
2	21.109	20.773	20.222	1:02.104	2	21.352	20.765	20.035	1:02.152	2	21.547	21.115	21.647	1:04.309
3	21.113	20.674	20.289	1:02.076	3	21.101	20.633	19.992	1:01.726	3	21.549	20.760	20.197	1:02.506
4	21.039	20.770	20.350	1:02.159	4	20.953	20.595	19.922	1:01.470	4	21.103	20.866	20.163	1:02.132
5	20.974	20.672	19.973	1:01.619						5	21.120	20.657	20.045	1:01.822
6	20.774	20.744	20.154	1:01.672						6	21.117	20.626	20.359	1:02.102
No.121 Valtonen, Isac														
1	23.608	21.756	20.431	1:05.795										



KF-Junior

Qualifying Heat A-B

Lap Time Analysis

For information purposes. No official / regulatory value

Laps	Sector 1	Sector 2	Sector 3	Lap Time
No.151 Daim, Bin Hishammudin				
1	23.982	22.111	20.515	1:06.608
2	21.520	21.139	22.493	1:05.152
3	21.116	20.722	20.203	1:02.041
4	21.008	20.545	20.029	1:01.582
5	20.887	20.638	20.133	1:01.658
6	21.107	21.388	20.347	1:02.842

Laps	Sector 1	Sector 2	Sector 3	Lap Time
No.153 Hobart, Matthias				
1	25.636	22.304	21.204	1:09.144
2	22.022	21.941	22.168	1:06.131
3	21.601	21.038	20.367	1:03.006
4	21.376	20.936	20.217	1:02.529
5	21.571	20.977	20.197	1:02.745
6	21.341	20.859	20.137	1:02.337

Laps	Sector 1	Sector 2	Sector 3	Lap Time
No.160 Pull, James				
1	22.791	22.011	20.598	1:05.400
2	22.176	22.319	20.535	1:05.030
3	21.142	20.712	20.147	1:02.001
4	20.965	20.769	20.039	1:01.773
5	21.044	20.759	19.918	1:01.721
6	20.942	20.557	19.938	1:01.437

Laps	Sector 1	Sector 2	Sector 3	Lap Time
No.163 Machado Carrillo, Alexandre				
1	24.030	21.705	20.383	1:06.118
2	21.504	21.569	20.198	1:03.271
3	21.185	20.837	20.087	1:02.109
4	21.203	20.848	19.986	1:02.037
5	21.381	21.084	20.034	1:02.499
6	20.979	21.117	20.301	1:02.397

Laps	Sector 1	Sector 2	Sector 3	Lap Time
No.164 Garcia Lopez, Marta				
1	24.661	22.085	20.345	1:07.091
2	21.597	21.144	20.814	1:03.555
3	21.438	20.781	20.151	1:02.370
4	21.108	20.725	19.959	1:01.792
5	21.025	20.854	20.072	1:01.951
6	21.102	21.135	20.312	1:02.549

Laps	Sector 1	Sector 2	Sector 3	Lap Time
No.165 Fontecha Martinez, Laia				
1	25.366	21.984	20.946	1:08.296
2	22.641	22.534	21.387	1:06.562
3	21.942	20.983	20.162	1:03.087
4	21.256	21.014	20.066	1:02.336
5	21.143	20.813	20.021	1:01.977
6	21.161	20.771	20.075	1:02.007

Laps	Sector 1	Sector 2	Sector 3	Lap Time
No.170 Krencisz, Jan				
1	24.866	21.843	20.424	1:07.133

Laps	Sector 1	Sector 2	Sector 3	Lap Time
2	21.705	21.441	20.620	1:03.766
3	21.646	20.770	20.196	1:02.612
4	21.113	20.905	20.135	1:02.153
5	21.056	20.689	20.078	1:01.823
6	21.047	20.773	20.315	1:02.135





























Laps	Sector 1	Sector 2	Sector 3	Lap Time
No.173 Baiz, Mauricio				
1	22.802	21.459	20.426	1:04.687
2	21.614	20.969	20.240	1:02.823
3	21.230	20.822	20.092	1:02.144
4	21.129	20.783	19.930	1:01.842
5	20.938	20.621	19.976	1:01.535
6	20.908	20.755	20.403	1:02.066

Laps	Sector 1	Sector 2	Sector 3	Lap Time
No.183 Opmeer, Jarno				
1	24.378	21.748	20.486	1:06.612
2	21.593	21.410	20.678	1:03.681
3	21.256	20.668	20.037	1:01.961
4	21.036	20.773	19.915	1:01.724
5	21.133	20.899	20.230	1:02.262
6	21.043	21.001	21.199	1:03.243



KF-Junior
Qualifying Heat A-B
Document 21
Starting Grid

Subject to scrutineering & sporting investigations

165	Fontecha Martinez, Laia Zanardi / BMB / LeCont		14	153	Hobart, Matthias Birel / TM / LeCont	
135	Signorelli, Matias Ezequiel Tony Kart / Vortex / LeCont		13	141	Shlom, Yan Leon Tony Kart / Parilla / LeCont	
147	Pasma, Patrik Birel / Parilla / LeCont		12	164	Garcia Lopez, Marta Zanardi / BMB / LeCont	
132	Zackary, Dante Praga / Parilla / LeCont		11	150	Squaranti, Federico Kosmic / Vortex / LeCont	
151	Daim, Bin Hishammudin Kosmic / Vortex / LeCont		10	170	Krencisz, Jan Tony Kart / Vortex / LeCont	
163	Machado Carrillo, Alexandre Zanardi / BMB / LeCont		9	121	Valtonen, Isac Energy / TM / LeCont	
183	Opmeer, Jarno Maddox / TM / LeCont		8	145	Mosca, Tommaso Tony Kart / BMB / LeCont	
160	Pull, James Zanardi / BMB / LeCont		7	128	Lundqvist, Linus Tony Kart / Vortex / LeCont	
173	Baiz, Mauricio Birel / TM / LeCont		6	140	Fewtrell, Max FA Kart / Vortex / LeCont	
108	Dionisios, Marcu CRG / BMB / LeCont		5	134	Peltola, Olli ART GP / TM / LeCont	
104	Atoev, Vladimir Tony Kart / BMB / LeCont		4	107	Bale, Thomas Michael FA Kart / Vortex / LeCont	
114	Elpitiya, Bryan Energy / TM / LeCont		3	112	Lessennes, Benjamin Kosmic / Vortex / LeCont	
123	Defourny, Max Kosmic / TM / LeCont		2	117	Raspatelli, Matteo Tony Kart / Parilla / LeCont	
142	Norris, Lando FA Kart / Vortex / LeCont		1	136	Beckmann, David Zanardi / BMB / LeCont	

POLE POSITION





Qualifying Practice





KF-Junior

Qualifying Practice (QP)

Document 20.1 OFFICIAL

Results

Subject to scrutineering & sporting investigations

Rnk	No.	Driver	Nat	Entrant	Nat	QPS1	QPS2	QPS3	Time	Gap	Laps	Group
1	142	Norris, Lando		Ricky Flynn Motorsport		-	1:00.728	-	1:00.728		5	A
2	136	Beckmann, David		Zanardi		-	-	1:00.857	1:00.857	0.129	6	B
3	158	Travisanutto, Lorenzo		Travisanutto, Fabrizio		1:00.937	-	-	1:00.937	0.209	6	C
4	154	Milell, Noah		JP Racing		1:00.951	-	-	1:00.951	0.223	6	D
5	176	Raucci, Giuliano		Gandolfi Ennio Racing		-	-	1:00.970	1:00.970	0.242	6	E
6	122	Van Leeuwen, Martijn		Keijzer Racing		-	1:00.975	-	1:00.975	0.247	6	F
7	123	Defourny, Max		Defourny, Didier		1:00.976	-	-	1:00.976	0.248	6	A
8	117	Raspatelli, Matteo		Baby Race Srl		1:00.987	-	-	1:00.987	0.259	6	B
9	131	Sargeant, Logan		Ward Racing		1:00.987	-	-	1:00.987	0.259	6	C
10	103	Kari, Niko		Ricky Flynn Motorsport		-	-	1:01.008	1:01.008	0.280	7	D
11	179	Chaimongkol, Sasakorn		Millennium Motorsport		1:01.019	-	-	1:01.019	0.291	6	E
12	111	Aubry, Gabriel		Birel Motorsport		1:01.021	-	-	1:01.021	0.293	6	F
13	114	Elpitiya, Bryan		Energy Corse		-	-	1:01.022	1:01.022	0.294	6	A
14	112	Lessennes, Benjamin		Kosmic Racing Dept		1:01.029	-	-	1:01.029	0.301	6	B
15	146	Pulcini, Leonardo		Morsicani Racing		1:01.048	-	-	1:01.048	0.320	6	C
16	129	Vartanyan, Alexander		Ward Racing		1:01.061	-	-	1:01.061	0.333	6	D
17	105	Florescu, Petru		Morsicani Racing		1:01.146	-	-	1:01.146	0.418	6	E
18	167	Sette Camara, Sergio		ART Grand Prix Srl		1:01.160	-	-	1:01.160	0.432	6	F
19	104	Atoev, Vladimir		Team Komarov		-	1:01.173	-	1:01.173	0.445	6	A
20	107	Bale, Thomas Michael		Ricky Flynn Motorsport		1:01.177	-	-	1:01.177	0.449	6	B
21	116	Mazepin, Nikita		Tony Kart Racing Team		-	-	1:01.179	1:01.179	0.451	7	C
22	124	Bollier, Jules		Bollier, Romain		-	-	1:01.185	1:01.185	0.457	6	D
23	101	Lorandi, Alessio		Baby Race Srl		-	1:01.192	-	1:01.192	0.464	6	E
24	157	Shwartzman, Robert		Forza Racing		-	-	1:01.199	1:01.199	0.471	6	F
25	108	Dionisios, Marcu		CRG SpA		-	-	1:01.199	1:01.199	0.471	7	A
26	134	Peltola, Olli		ART Grand Prix Srl		-	1:01.202	-	1:01.202	0.474	7	B
27	144	Alex, -		Osella Engineering Srl		1:01.204	-	-	1:01.204	0.476	6	C
28	155	Munoz Fernandez, Adrian		Bermudez, Jose Luis		-	-	1:01.206	1:01.206	0.478	6	D
29	162	Lorandi, Leonardo		Baby Race Srl		-	1:01.213	-	1:01.213	0.485	6	E
30	126	Thompson, Parker		Energy Corse		-	-	1:01.240	1:01.240	0.512	6	F
31	173	Baiz, Mauricio		Birel Motorsport		-	1:01.243	-	1:01.243	0.515	7	A
32	140	Fewtrell, Max		Ricky Flynn Motorsport		-	-	1:01.245	1:01.245	0.517	6	B
33	106	Daruvala, Jehan		Ricky Flynn Motorsport		-	1:01.250	-	1:01.250	0.522	6	C
34	133	Haapalainen, Tuomas		ART Grand Prix Srl		1:01.257	-	-	1:01.257	0.529	6	D
35	109	Ticktum, Daniel		Ricky Flynn Motorsport		-	1:01.267	-	1:01.267	0.539	6	E
36	159	Leuillet, Tom		Leuillet, Francis		-	1:01.276	-	1:01.276	0.548	6	F
37	160	Pull, James		Chiesa Corse		-	-	1:01.281	1:01.281	0.553	7	A
38	128	Lundqvist, Linus		Ward Racing		-	1:01.288	-	1:01.288	0.560	7	B
39	125	Betsch, Mick		Tony Kart Racing Team		1:01.300	-	-	1:01.300	0.572	6	C
40	138	Ahmed, Enaam		Ricky Flynn Motorsport		-	-	1:01.316	1:01.316	0.588	6	D
41	182	Azedo Sousa, Yohan		YKart Competition Team		-	1:01.321	-	1:01.321	0.593	6	E
42	168	Borrelli, Diego		ART Grand Prix Srl		-	-	1:01.323	1:01.323	0.595	6	F
43	183	Opmeer, Jarno		Maddox		-	1:01.344	-	1:01.344	0.616	6	A
44	145	Mosca, Tommaso		Mosca, Diego		1:01.356	-	-	1:01.356	0.628	7	B
45	161	Defrancesco, Devlin		Chiesa Corse		1:01.368	-	-	1:01.368	0.640	6	C
46	130	Korpivaara, Ilmari		Ward Racing		1:01.389	-	-	1:01.389	0.661	6	D
47	178	Fittje, Jannes		Keijzer Racing		1:01.408	-	-	1:01.408	0.680	6	E

Gap Between Series : 100.34%



KF-Junior

Qualifying Practice (QP)

Document 20.1 OFFICIAL

Results

Subject to scrutineering & sporting investigations

Rnk	No.	Driver	Nat	Entrant	Nat	QPS1	QPS2	QPS3	Time	Gap	Laps	Group
48	119	Marino, Sato		Praga Kart Racing		-	1:01.409	-	1:01.409	0.681	6	F
49	163	Machado Carrillo, Alexandr		AV Racers Intnal		-	-	1:01.411	1:01.411	0.683	7	A
50	121	Valtonen, Isac		Energy Corse		-	1:01.427	-	1:01.427	0.699	6	B
51	171	Floersch, Sophia		Ward Racing		-	-	1:01.442	1:01.442	0.714	6	C
52	166	Xia, Yifan		ART Grand Prix Srl		-	1:01.457	-	1:01.457	0.729	7	D
53	148	Lundgaard, Daniel		Lundgaard, Henrik		-	1:01.465	-	1:01.465	0.737	7	E
54	110	Bonduel, Amaury		Bonduel Racing		1:01.467	-	-	1:01.467	0.739	7	F
55	151	Daim, Bin Hishammudin		Kosmic Racing Dept		1:01.474	-	-	1:01.474	0.746	6	A
56	170	Krencisz, Jan		Amo Racing Team		-	1:01.477	-	1:01.477	0.749	7	B
57	149	Lehouck, Arthur		Lehouck, Vincent		-	-	1:01.496	1:01.496	0.768	7	C
58	174	Marinescu, Alexandra		DR Srl		1:01.503	-	-	1:01.503	0.775	6	D
59	175	Martynyuk, Maxim		Energy Germany		-	-	1:01.528	1:01.528	0.800	6	E
60	172	Gordeev, Alexander		Ward Racing		-	-	1:01.538	1:01.538	0.810	7	F
61	132	Zackary, Dante		Praga Kart Racing		1:01.538	-	-	1:01.538	0.810	6	A
62	150	Squaranti, Federico		Kosmic Racing Dept		-	-	1:01.579	1:01.579	0.851	7	B
63	169	Masztalerz, Jakub		Amo Racing Team		-	-	1:01.590	1:01.590	0.862	7	C
64	102	Sitnikov, Nikita		Team Komarov		-	1:01.626	-	1:01.626	0.898	6	D
65	115	Hagenaes, Johan Nicolai		Mach 1 Motorsport		-	1:01.633	-	1:01.633	0.905	6	E
66	156	Dallamano, Stefano		Cancelli, Franck		-	1:01.640	-	1:01.640	0.912	7	F
67	147	Pasma, Patrik		MGM Racing		-	1:01.669	-	1:01.669	0.941	6	A
68	164	Garcia Lopez, Marta		AV Racers Intnal		-	1:01.684	-	1:01.684	0.956	7	B
69	127	Tarasov, Mikhail		Ward Racing		1:01.693	-	-	1:01.693	0.965	6	C
70	181	Puhakka, Juuso		Kohtala Sports		-	-	1:01.703	1:01.703	0.975	6	D
71	184	Reicher, Simon		RK Racing Team		-	-	1:01.708	1:01.708	0.980	7	E
72	180	Johansson, Antti		Kohtala Sports		-	-	1:01.782	1:01.782	1.054	7	F
73	135	Signorelli, Matias Ezequiel		Signorelli, Carlos Alberto		-	1:01.795	-	1:01.795	1.067	6	A
74	141	Shlom, Yan Leon		Shlom, Vadim		-	-	1:01.804	1:01.804	1.076	6	B
75	177	Russo, Guillermo		Genikart		-	1:01.819	-	1:01.819	1.091	6	C
76	120	Skärås, Emil		Ward Racing		1:01.832	-	-	1:01.832	1.104	7	D
77	152	Mathiesen, Dennis		Mathiesen, Kim		-	1:01.875	-	1:01.875	1.147	7	E
78	139	Santos Gomez, Lisard		Simon Julve, Ruben		1:01.929	-	-	1:01.929	1.201	2	F
79	165	Fontecha Martinez, Laia		AV Racers Intnal		-	-	1:02.095	1:02.095	1.367	6	A
80	153	Hobart, Matthias		Kartban Motorsport S.L.		-	1:02.291	-	1:02.291	1.563	6	B

Gap Between Series : 100.34%



KF-Junior

Qualifying Practice Series 3 (QPS3)

Document 19

Results

Subject to scrutineering & sporting investigations

Rnk	No.	Driver	Nat	Entrant	Nat	Equipment	Sector 1	Sector 2	Sector 3	Time	Gap	Laps
1	136	Beckmann, David		Zanardi		Zanardi / BMB / LeCont	20.809	20.362	19.686	1:00.857		6
2	176	Raucci, Giuliano		Gandolfi Ennio Racing		Energy / TM / LeCont	20.847	20.406	19.717	1:00.970	0.113	6
3	103	Kari, Niko		Ricky Flynn Motorsport		FA Kart / Vortex / LeCont	20.791	20.372	19.845	1:01.008	0.151	7
4	114	Elpitiya, Bryan		Energy Corse		Energy / TM / LeCont	20.879	20.380	19.763	1:01.022	0.165	6
5	116	Mazepin, Nikita		Tony Kart Racing Team		Tony Kart / Vortex / LeCont	20.879	20.500	19.800	1:01.179	0.322	7
6	124	Bollier, Jules		Bollier, Romain		Kosmic / Parilla / LeCont	20.878	20.391	19.916	1:01.185	0.328	6
7	157	Shwartzman, Robert		Forza Racing		Tony Kart / TM / LeCont	20.893	20.414	19.892	1:01.199	0.342	6
8	108	Dionisios, Marcu		CRG SpA		CRG / BMB / LeCont	20.856	20.502	19.841	1:01.199	0.342	7
9	155	Munoz Fernandez, Adria		Bermudez, Jose Luis		Tony Kart / Vortex / LeCont	20.861	20.387	19.958	1:01.206	0.349	6
10	126	Thompson, Parker		Energy Corse		Energy / TM / LeCont	20.982	20.495	19.763	1:01.240	0.383	6
11	140	Fewtrell, Max		Ricky Flynn Motorsport		FA Kart / Vortex / LeCont	20.853	20.455	19.937	1:01.245	0.388	6
12	160	Pull, James		Chiesa Corse		Zanardi / BMB / LeCont	20.901	20.327	20.053	1:01.281	0.424	7
13	138	Ahmed, Enaam		Ricky Flynn Motorsport		FA Kart / Vortex / LeCont	20.882	20.449	19.985	1:01.316	0.459	6
14	168	Borrelli, Diego		ART Grand Prix Srl		ART GP / TM / LeCont	20.908	20.465	19.950	1:01.323	0.466	6
15	163	Machado Carrillo, Alexa		AV Racers Intnal		Zanardi / BMB / LeCont	21.010	20.536	19.865	1:01.411	0.554	7
16	171	Floersch, Sophia		Ward Racing		Tony Kart / Vortex / LeCont	20.986	20.541	19.915	1:01.442	0.585	6
17	149	Lehouck, Arthur		Lehouck, Vincent		Lenzokart / TM / LeCont	21.039	20.499	19.958	1:01.496	0.639	7
18	175	Martynyuk, Maxim		Energy Germany		Energy / TM / LeCont	21.009	20.537	19.982	1:01.528	0.671	6
19	172	Gordeev, Alexander		Ward Racing		Tony Kart / Vortex / LeCont	21.059	20.560	19.919	1:01.538	0.681	7
20	150	Squaranti, Federico		Kosmic Racing Dept		Kosmic / Vortex / LeCont	21.004	20.535	20.040	1:01.579	0.722	7
21	169	Masztalerz, Jakub		Amo Racing Team		Tony Kart / Vortex / LeCont	21.078	20.548	19.964	1:01.590	0.733	7
22	181	Puhakka, Juuso		Kohtala Sports		Kosmic / Vortex / LeCont	21.179	20.644	19.880	1:01.703	0.846	6
23	184	Reicher, Simon		RK Racing Team		RK / TM / LeCont	21.064	20.596	20.048	1:01.708	0.851	7
24	180	Johansson, Antti		Kohtala Sports		Kosmic / Vortex / LeCont	21.112	20.705	19.965	1:01.782	0.925	7
25	141	Shlom, Yan Leon		Shlom, Vadim		Tony Kart / Parilla / LeCont	21.075	20.710	20.019	1:01.804	0.947	6
26	165	Fontecha Martinez, Laia		AV Racers Intnal		Zanardi / BMB / LeCont	21.226	20.785	20.084	1:02.095	1.238	6

Start Time : 14/06 - 15:29:49

Best Lap : No.136 Beckmann, David

1:00.857 100.56 Kph

Weather : Sunny Air : 27°C Track : Dry

Event Record : No.142 Norris, Lando

1:00.728 100.77 Kph



KF-Junior

Qualifying Practice Series 3 (QPS3)

For information purposes. No official / regulatory value

Best Sectors Analysis

S1			S2			S3			Ideal Lap Times						
Rnk	No.	Time	Rnk	No.	Time	Rnk	No.	Time	Rnk	No.	Driver	Nat	Ideal Lap	Best Lap	Diff.
1	103	20.783	1	114	20.315	1	136	19.686	1	136	Beckmann, David	GER	1:00.857	1:00.857	
2	114	20.789	2	160	20.327	2	176	19.717	2	114	Elpitiya, Bryan	FRA	1:00.863	1:01.022	0.159
3	136	20.809	3	157	20.362	3	116	19.721	3	176	Raucci, Giuliano	BRA	1:00.942	1:00.970	0.028
4	176	20.819	3	136	20.362	4	114	19.759	4	103	Kari, Niko	FIN	1:00.956	1:01.008	0.052
5	140	20.853	5	103	20.372	5	126	19.763	5	116	Mazepin, Nikita	RUS	1:01.100	1:01.179	0.079
6	108	20.854	6	155	20.387	6	103	19.801	6	157	Shwartzman, Robert	RUS	1:01.147	1:01.199	0.052
7	155	20.861	7	124	20.391	7	108	19.836	7	124	Bollier, Jules	FRA	1:01.150	1:01.185	0.035
8	124	20.878	8	176	20.406	8	172	19.860	8	108	Dionisios, Marcu	ROU	1:01.156	1:01.199	0.043
9	116	20.879	9	138	20.449	9	163	19.865	9	160	Pull, James	SGP	1:01.181	1:01.281	0.100
10	138	20.882	10	140	20.455	10	181	19.880	10	140	Fewtrell, Max	GBR	1:01.195	1:01.245	0.050
11	157	20.893	11	168	20.465	10	168	19.880	11	155	Munoz Fernandez, Adrian	ESP	1:01.200	1:01.206	0.006
12	160	20.901	12	108	20.466	12	124	19.881	12	138	Ahmed, Enaam	GBR	1:01.227	1:01.316	0.089
13	168	20.908	13	149	20.485	13	171	19.886	13	126	Thompson, Parker	CAN	1:01.233	1:01.240	0.007
14	171	20.963	14	126	20.495	14	140	19.887	14	168	Borrelli, Diego	VEN	1:01.253	1:01.323	0.070
15	149	20.969	15	116	20.500	15	157	19.892	15	163	Machado Carrillo, Alexandre	AND	1:01.378	1:01.411	0.033
16	126	20.975	16	150	20.535	16	138	19.896	16	171	Floersch, Sophia	DEU	1:01.390	1:01.442	0.052
17	163	20.977	17	163	20.536	17	175	19.923	17	149	Lehouck, Arthur	FRA	1:01.412	1:01.496	0.084
18	150	21.004	18	175	20.537	18	155	19.952	18	172	Gordeev, Alexander	RUS	1:01.462	1:01.538	0.076
19	175	21.009	19	171	20.541	19	160	19.953	19	175	Martynyuk, Maxim	RUS	1:01.469	1:01.528	0.059
20	180	21.014	20	172	20.543	20	149	19.958	20	150	Squaranti, Federico	ITA	1:01.513	1:01.579	0.066
21	172	21.059	21	169	20.548	21	180	19.964	21	169	Masztalerz, Jakub	POL	1:01.578	1:01.590	0.012
22	184	21.064	22	184	20.596	21	169	19.964	22	181	Puhakka, Juuso	FIN	1:01.614	1:01.703	0.089
23	169	21.066	23	180	20.638	23	150	19.974	23	180	Johansson, Antti	FIN	1:01.616	1:01.782	0.166
24	141	21.075	24	181	20.644	24	141	19.991	24	184	Reicher, Simon	AUT	1:01.672	1:01.708	0.036
25	181	21.090	25	141	20.710	25	184	20.012	25	141	Shlom, Yan Leon	RUS	1:01.776	1:01.804	0.028
26	165	21.162	26	165	20.785	26	165	20.042	26	165	Fontecha Martinez, Laia	ESP	1:01.989	1:02.095	0.106



KF-Junior

Qualifying Practice Series 3 (QPS3)

Lap Time Analysis

For information purposes. No official / regulatory value

Laps	Sector 1	Sector 2	Sector 3	Lap Time	Laps	Sector 1	Sector 2	Sector 3	Lap Time	Laps	Sector 1	Sector 2	Sector 3	Lap Time
No.103 Kari, Niko					No.136 Beckmann, David					No.155 Munoz Fernandez, Adrian				
1	20.998	20.606	19.902	1:01.506	1	21.303	20.691	19.811	1:01.805	1	21.652	20.875	20.721	1:03.248
2	20.919	20.493	19.822	1:01.234	2	20.908	20.563	19.713	1:01.184	2	21.100	20.527	19.988	1:01.615
3	20.808	20.465	19.801	1:01.074	3	20.830	20.501	19.761	1:01.092	3	22.852	20.789	20.846	1:04.487
4	20.783	20.461	19.869	1:01.113	4	23.824	20.470	19.758	1:04.052	4	21.943	20.539	20.265	1:02.747
5	21.076	20.486	20.244	1:01.806	5	20.853	21.860	22.684	1:05.397	5	20.920	20.447	19.952	1:01.319
6	21.746	20.620	19.816	1:02.182	6	20.809	20.362	19.686	1:00.857	6	20.861	20.387	19.958	1:01.206
7	20.791	20.372	19.845	1:01.008	No.138 Ahmed, Enaam					No.157 Shwartzman, Robert				
No.108 Dionisios, Marcu					1	21.539	20.901	20.396	1:02.836	1	25.559	21.869	19.990	1:07.418
1	20.991	20.540	19.970	1:01.501	2	20.976	20.593	19.921	1:01.490	2	20.965	20.532	19.922	1:01.419
2	21.041	20.466	19.836	1:01.343	3	21.354	20.736	20.282	1:02.372	3	20.893	20.414	19.892	1:01.199
3	20.856	20.502	19.841	1:01.199	4	20.900	20.580	19.896	1:01.376	4	21.071	20.470	19.956	1:01.497
4	20.854	20.546	19.912	1:01.312	5	20.938	20.602	19.979	1:01.519	5	22.640	21.792	20.166	1:04.598
5	20.906	20.773	19.999	1:01.678	6	20.882	20.449	19.985	1:01.316	6	20.957	20.362	19.922	1:01.241
6	21.002	20.602	20.054	1:01.658	No.140 Fewtrell, Max					No.160 Pull, James				
7	20.964	20.476	19.885	1:01.325	1	22.136	20.890	20.204	1:03.230	1	21.589	20.721	20.505	1:02.815
No.114 Elpitiya, Bryan					2	20.976	20.460	19.892	1:01.328	2	20.997	20.555	20.074	1:01.626
1	21.023	20.404	19.759	1:01.186	3	21.128	20.786	20.206	1:02.120	3	21.708	21.429	20.301	1:03.438
2	20.879	20.380	19.763	1:01.022	4	21.656	20.727	21.080	1:03.463	4	20.979	20.480	20.065	1:01.524
3	20.789	20.327	20.017	1:01.133	5	20.920	20.551	19.887	1:01.358	5	20.951	20.596	19.953	1:01.500
4	20.900	20.443	19.863	1:01.206	6	20.853	20.455	19.937	1:01.245	6	20.901	20.327	20.053	1:01.281
5	20.912	20.315	19.814	1:01.041	No.141 Shlom, Yan Leon					7	21.001	20.616	20.041	1:01.658
6	21.047	20.913	20.151	1:02.111	1	21.926	21.198	20.638	1:03.762	No.163 Machado Carrillo, Alexandre				
No.116 Mazepin, Nikita					2	21.195	20.728	19.991	1:01.914	1	21.155	20.818	20.013	1:01.986
1	21.441	20.768	22.273	1:04.482	3	21.076	20.797	20.157	1:02.030	2	21.040	20.647	19.926	1:01.613
2	20.968	20.508	19.857	1:01.333	4	21.517	20.750	20.214	1:02.481	3	21.112	20.636	19.886	1:01.634
3	21.071	21.281	20.225	1:02.577	5	21.281	20.774	20.140	1:02.195	4	20.977	20.585	20.020	1:01.582
4	20.879	20.500	19.800	1:01.179	6	21.075	20.710	20.019	1:01.804	5	21.177	20.579	20.125	1:01.881
5	20.898	20.566	19.758	1:01.222	No.149 Lehouck, Arthur					6	21.281	20.621	19.985	1:01.887
6	20.884	20.524	19.800	1:01.208	1	21.104	20.526	19.959	1:01.589	7	21.010	20.536	19.865	1:01.411
7	21.054	20.606	19.721	1:01.381	2	21.039	20.499	19.958	1:01.496	No.165 Fontecha Martinez, Laia				
No.124 Bollier, Jules					3	21.027	20.771	20.035	1:01.833	1	21.949	21.157	20.447	1:03.553
1	21.336	20.983	25.433	1:07.752	4	20.969	20.485	20.046	1:01.500	2	21.368	21.870	20.244	1:03.482
2	21.529	20.745	20.228	1:02.502	5	21.055	20.557	20.101	1:01.713	3	21.267	20.909	20.042	1:02.218
3	21.211	20.600	19.881	1:01.692	6	21.017	20.643	19.968	1:01.628	4	21.162	20.876	20.161	1:02.199
4	21.020	20.634	19.983	1:01.637	7	21.015	20.564	19.984	1:01.563	5	21.234	20.856	20.091	1:02.181
5	20.976	20.437	19.927	1:01.340	No.150 Squaranti, Federico					6	21.226	20.785	20.084	1:02.095
6	20.878	20.391	19.916	1:01.185	1	21.220	20.640	19.974	1:01.834	No.168 Borrelli, Diego				
No.126 Thompson, Parker					2	21.138	20.613	20.026	1:01.777	1	24.156	20.813	20.280	1:05.249
1	21.249	20.627	19.919	1:01.795	3	21.114	20.783	20.104	1:02.001	2	21.253	20.810	19.965	1:02.028
2	21.054	20.522	19.771	1:01.347	4	21.046	20.675	20.137	1:01.858	3	21.147	20.624	20.385	1:02.156
3	21.013	20.531	19.811	1:01.355	5	21.038	20.624	20.137	1:01.799	4	21.566	20.654	19.960	1:02.180
4	20.980	20.532	19.787	1:01.299	6	21.057	21.572	20.093	1:02.722	5	20.927	20.536	19.880	1:01.343
5	20.975	20.528	19.772	1:01.275	7	21.004	20.535	20.040	1:01.579	6	20.908	20.465	19.950	1:01.323
6	20.982	20.495	19.763	1:01.240										



KF-Junior

Qualifying Practice Series 3 (QPS3)

For information purposes. No official / regulatory value

Lap Time Analysis

Laps	Sector 1	Sector 2	Sector 3	Lap Time	Laps	Sector 1	Sector 2	Sector 3	Lap Time
No.169 Masztalerz, Jakob					No.181 Puhakka, Juuso				
1	21.364	20.972	20.200	1:02.536	1	21.476	20.999	19.978	1:02.453
2	21.262	20.716	20.055	1:02.033	2	22.510	23.783	19.883	1:06.176
3	21.184	20.675	19.970	1:01.829	3	21.098	21.026	20.045	1:02.169
4	21.066	20.719	20.057	1:01.842	4	21.090	20.681	19.949	1:01.720
5	21.083	20.698	20.146	1:01.927	5	21.168	20.738	19.893	1:01.799
6	21.078	20.548	19.964	1:01.590	6	21.179	20.644	19.880	1:01.703
7	21.699	20.900	20.036	1:02.635					
No.171 Floersch, Sophia					No.184 Reicher, Simon				
1	21.356	20.757	20.187	1:02.300	1	21.320	20.838	20.169	1:02.327
2	20.986	20.541	19.915	1:01.442	2	21.232	20.706	20.084	1:02.022
3	21.396	20.705	19.886	1:01.987	3	21.217	20.832	20.014	1:02.063
4	21.006	20.665	19.902	1:01.573	4	21.064	20.596	20.048	1:01.708
5	21.047	21.415	19.936	1:02.398	5	21.077	20.656	20.025	1:01.758
6	20.963	20.866	20.578	1:02.407	6	21.133	20.606	20.012	1:01.751
7					7	21.330	21.063	20.022	1:02.415
No.172 Gordeev, Alexander									
1	21.102	20.633	19.860	1:01.595					
2	21.059	20.560	19.919	1:01.538					
3	21.139	20.567	19.909	1:01.615					
4	21.101	20.601	20.072	1:01.774					
5	21.487	20.600	20.028	1:02.115					
6	21.127	20.597	19.920	1:01.644					
7	21.067	20.543	19.995	1:01.605					
No.175 Martynyuk, Maxim									
1	21.442	21.208	20.032	1:02.682					
2	21.009	20.537	19.982	1:01.528					
3	21.127	20.669	19.980	1:01.776					
4	21.061	20.735	19.998	1:01.794					
5	21.080	20.670	19.923	1:01.673					
6	21.095	20.661	19.930	1:01.686					
No.176 Raucci, Giuliano									
1	21.355	20.550	20.662	1:02.567					
2	21.055	20.532	19.899	1:01.486					
3	24.080	20.915	19.972	1:04.967					
4	21.200	20.609	19.855	1:01.664					
5	20.847	20.406	19.717	1:00.970					
6	20.819	20.476	19.913	1:01.208					
No.180 Johansson, Antti									
1	21.276	20.802	20.084	1:02.162					
2	21.152	20.709	19.964	1:01.825					
3	21.112	20.705	19.965	1:01.782					
4	21.014	20.874	20.073	1:01.961					
5	21.298	20.638	19.997	1:01.933					
6	21.167	21.134	20.040	1:02.341					
7	21.091	20.794	20.100	1:01.985					



KF-Junior

Qualifying Practice Series 2 (QPS2)

Document 18

Results

Subject to scrutineering & sporting investigations

Rnk	No.	Driver	Nat	Entrant	Nat	Equipment	Sector 1	Sector 2	Sector 3	Time	Gap	Laps
1	142	Norris, Lando		Ricky Flynn Motorsport		FA Kart / Vortex / LeCont	20.692	20.375	19.661	1:00.728		5
2	122	Van Leeuwen, Martijn		Keijzer Racing		Zanardi / TM / LeCont	20.805	20.452	19.718	1:00.975	0.247	6
3	104	Atoev, Vladimir		Team Komarov		Tony Kart / BMB / LeCont	20.956	20.460	19.757	1:01.173	0.445	6
4	101	Lorandi, Alessio		Baby Race Srl		Tony Kart / Parilla / LeCont	20.782	20.545	19.865	1:01.192	0.464	6
5	134	Peltola, Olli		ART Grand Prix Srl		ART GP / TM / LeCont	20.908	20.454	19.840	1:01.202	0.474	7
6	162	Lorandi, Leonardo		Baby Race Srl		Tony Kart / Parilla / LeCont	20.949	20.485	19.779	1:01.213	0.485	6
7	173	Baiz, Mauricio		Birel Motorsport		Birel / TM / LeCont	20.913	20.522	19.808	1:01.243	0.515	7
8	106	Daruvala, Jehan		Ricky Flynn Motorsport		FA Kart / Vortex / LeCont	20.860	20.560	19.830	1:01.250	0.522	6
9	109	Ticktum, Daniel		Ricky Flynn Motorsport		FA Kart / Vortex / LeCont	20.962	20.530	19.775	1:01.267	0.539	6
10	159	Leuillet, Tom		Leuillet, Francis		Birel / TM / LeCont	20.922	20.541	19.813	1:01.276	0.548	6
11	128	Lundqvist, Linus		Ward Racing		Tony Kart / Vortex / LeCont	20.898	20.519	19.871	1:01.288	0.560	7
12	182	Azedo Sousa, Yohan		YKart Competition Team		Zanardi / BMB / LeCont	20.870	20.584	19.867	1:01.321	0.593	6
13	183	Opmeer, Jarno		Maddox		Maddox / TM / LeCont	20.989	20.567	19.788	1:01.344	0.616	6
14	119	Marino, Sato		Praga Kart Racing		Praga / Parilla / LeCont	20.976	20.613	19.820	1:01.409	0.681	6
15	121	Valtonen, Isac		Energy Corse		Energy / TM / LeCont	20.960	20.528	19.939	1:01.427	0.699	6
16	166	Xia, Yifan		ART Grand Prix Srl		ART GP / TM / LeCont	21.040	20.495	19.922	1:01.457	0.729	7
17	148	Lundgaard, Daniel		Lundgaard, Henrik		Zanardi / Vortex / LeCont	21.027	20.622	19.816	1:01.465	0.737	7
18	170	Krencisz, Jan		Amo Racing Team		Tony Kart / Vortex / LeCont	21.026	20.575	19.876	1:01.477	0.749	7
19	102	Sitnikov, Nikita		Team Komarov		Tony Kart / BMB / LeCont	21.052	20.684	19.890	1:01.626	0.898	6
20	115	Hagenaes, Johan Nicola		Mach 1 Motorsport		Mach 1 / TM / LeCont	21.041	20.728	19.864	1:01.633	0.905	6
21	156	Dallamano, Stefano		Cancelli, Franck		Kosmic / Parilla / LeCont	21.071	20.607	19.962	1:01.640	0.912	7
22	147	Pasma, Patrik		MGM Racing		Birel / Parilla / LeCont	21.013	20.676	19.980	1:01.669	0.941	6
23	164	Garcia Lopez, Marta		AV Racers Intnal		Zanardi / BMB / LeCont	21.105	20.707	19.872	1:01.684	0.956	7
24	135	Signorelli, Matias Ezequ		Signorelli, Carlos Alberto		Tony Kart / Vortex / LeCont	21.107	20.746	19.942	1:01.795	1.067	6
25	177	Russo, Guillermo		Genikart		FA Kart / Vortex / LeCont	21.126	20.641	20.052	1:01.819	1.091	6
26	152	Mathiesen, Dennis		Mathiesen, Kim		Tony Kart / Vortex / LeCont	21.207	20.704	19.964	1:01.875	1.147	7
27	153	Hobart, Matthias		Kartban Motorsport S.L.		Birel / TM / LeCont	21.375	20.877	20.039	1:02.291	1.563	6

Start Time : 14/06 - 14:59:49

Best Lap : No.142 Norris, Lando

1:00.728 100.77 Kph

Weather : Sunny Air : 27°C Track : Dry

Previous Event Record : No.158 Trivisanutto, Lorenzo

1:00.937 100.43 Kph



KF-Junior

Qualifying Practice Series 2 (QPS2)

Best Sectors Analysis

For information purposes. No official / regulatory value

S1			S2			S3			Ideal Lap Times						
Rnk	No.	Time	Rnk	No.	Time	Rnk	No.	Time	Rnk	No.	Driver	Nat	Ideal Lap	Best Lap	Diff.
1	142	20.692	1	142	20.359	1	142	19.661	1	142	Norris, Lando		1:00.712	1:00.728	0.016
2	101	20.782	2	122	20.367	2	122	19.718	2	122	Van Leeuwen, Martijn		1:00.890	1:00.975	0.085
3	122	20.805	3	104	20.453	3	183	19.747	3	101	Lorandi, Alessio		1:01.035	1:01.192	0.157
4	106	20.860	4	134	20.454	4	104	19.757	4	104	Atoev, Vladimir		1:01.076	1:01.173	0.097
5	104	20.866	5	101	20.470	5	134	19.760	5	134	Peltola, Olli		1:01.100	1:01.202	0.102
6	182	20.870	6	162	20.485	6	109	19.775	6	162	Lorandi, Leonardo		1:01.158	1:01.213	0.055
7	183	20.881	7	166	20.495	7	162	19.779	7	183	Opmeer, Jarno		1:01.195	1:01.344	0.149
8	134	20.886	8	128	20.497	8	173	19.782	8	128	Lundqvist, Linus		1:01.216	1:01.288	0.072
9	128	20.889	9	173	20.522	9	101	19.783	9	173	Baiz, Mauricio		1:01.217	1:01.243	0.026
10	162	20.894	10	121	20.528	10	159	19.793	10	159	Leuillet, Tom		1:01.231	1:01.276	0.045
11	159	20.897	11	109	20.530	11	148	19.816	10	106	Daruvala, Jehan		1:01.231	1:01.250	0.019
12	119	20.911	12	159	20.541	12	119	19.820	12	109	Ticktum, Daniel		1:01.258	1:01.267	0.009
13	173	20.913	13	106	20.547	13	106	19.824	13	119	Marino, Sato		1:01.316	1:01.409	0.093
14	115	20.933	14	183	20.567	14	164	19.825	14	182	Azedo Sousa, Yohan		1:01.321	1:01.321	
15	102	20.948	15	170	20.575	15	128	19.830	15	166	Xia, Yifan		1:01.351	1:01.457	0.106
16	109	20.953	16	182	20.584	16	170	19.864	16	121	Valtonen, Isac		1:01.394	1:01.427	0.033
17	170	20.959	17	119	20.585	16	115	19.864	17	170	Krencisz, Jan		1:01.398	1:01.477	0.079
18	121	20.960	18	156	20.604	18	182	19.867	18	148	Lundgaard, Daniel		1:01.416	1:01.465	0.049
19	166	20.974	19	152	20.616	19	166	19.882	19	102	Sitnikov, Nikita		1:01.522	1:01.626	0.104
20	148	20.978	20	148	20.622	20	102	19.890	20	115	Hagenaes, Johan Nicolai		1:01.525	1:01.633	0.108
21	147	21.013	21	177	20.641	21	121	19.906	21	164	Garcia Lopez, Marta		1:01.575	1:01.684	0.109
22	156	21.071	22	135	20.663	22	156	19.942	22	156	Dallamano, Stefano		1:01.617	1:01.640	0.023
23	164	21.078	23	164	20.672	22	135	19.942	23	147	Pasma, Patrik		1:01.645	1:01.669	0.024
24	135	21.107	24	147	20.676	24	147	19.956	24	135	Signorelli, Matias Ezequiel		1:01.712	1:01.795	0.083
25	177	21.126	25	102	20.684	25	152	19.964	25	177	Russo, Guillermo		1:01.743	1:01.819	0.076
26	152	21.207	26	115	20.728	26	177	19.976	26	152	Mathiesen, Dennis		1:01.787	1:01.875	0.088
27	153	21.322	27	153	20.877	27	153	20.039	27	153	Hobart, Matthias		1:02.238	1:02.291	0.053



KF-Junior

Qualifying Practice Series 2 (QPS2)

Lap Time Analysis

For information purposes. No official / regulatory value

Laps	Sector 1	Sector 2	Sector 3	Lap Time
4	20.944	20.657	19.835	1:01.436
5	20.942	20.669	19.935	1:01.546
6	20.897	20.580	19.923	1:01.400

No.162 Lorandi, Leonardo

1	20.966	20.513	19.816	1:01.295
2	20.949	20.485	19.779	1:01.213
3	21.084	20.613	19.971	1:01.668
4	21.052	20.582	19.920	1:01.554
5	20.968	20.730	19.940	1:01.638
6	20.894	20.647	19.911	1:01.452

No.164 Garcia Lopez, Marta

1	21.489	20.816	19.851	1:02.156
2	21.168	20.726	19.829	1:01.723
3	21.345	20.906	19.884	1:02.135
4	21.105	20.707	19.872	1:01.684
5	21.116	20.812	19.825	1:01.753
6	21.078	20.717	19.960	1:01.755
7	21.141	20.672	19.932	1:01.745

No.166 Xia, Yifan

1	21.377	20.717	19.953	1:02.047
2	21.040	20.495	19.922	1:01.457
3	20.988	20.530	19.969	1:01.487
4	21.049	20.695	20.161	1:01.905
5	21.037	20.637	19.987	1:01.661
6	20.991	20.642	19.949	1:01.582
7	20.974	20.637	19.882	1:01.493

No.170 Krencisz, Jan

1	21.993	20.919	19.912	1:02.824
2	21.026	20.575	19.876	1:01.477
3	20.959	20.633	19.956	1:01.548
4	21.073	20.631	19.892	1:01.596
5	21.122	20.788	19.864	1:01.774
6	22.901	22.202	20.033	1:05.136
7	21.225	20.708	19.973	1:01.906

No.173 Baiz, Mauricio

1	21.130	20.681	19.865	1:01.676
2	21.124	20.720	19.782	1:01.626
3	21.013	21.177	19.979	1:02.169
4	20.913	20.522	19.808	1:01.243
5	21.002	20.709	19.871	1:01.582
6	20.953	21.326	22.017	1:04.296
7	20.995	20.598	19.892	1:01.485

No.177 Russo, Guillermo

1	21.271	20.746	19.996	1:02.013
2	21.204	20.667	19.976	1:01.847

Laps	Sector 1	Sector 2	Sector 3	Lap Time
3	21.282	20.826	20.009	1:02.117
4	21.161	20.645	20.023	1:01.829
5	21.135	20.898	20.069	1:02.102
6	21.126	20.641	20.052	1:01.819

No.182 Azedo Sousa, Yohan

1	21.258	20.591	19.936	1:01.785
2	21.312	21.452	19.917	1:02.681
3	20.870	20.584	19.867	1:01.321
4	21.135	20.624	20.036	1:01.795
5	21.055	20.623	19.904	1:01.582
6	20.966	20.653	19.938	1:01.557

No.183 Opmeer, Jarno

1	22.327	21.120	19.840	1:03.287
2	21.114	20.574	19.747	1:01.435
3	20.989	20.567	19.788	1:01.344
4	20.997	20.658	19.747	1:01.402
5	21.531	24.914	21.700	1:08.145
6	20.881	20.983	19.907	1:01.771



KF-Junior

Qualifying Practice Series 1 (QPS1)

Document 17

Results

Subject to scrutineering & sporting investigations

Rnk	No.	Driver	Nat	Entrant	Nat	Equipment	Sector 1	Sector 2	Sector 3	Time	Gap	Laps
1	158	Trvisanutto, Lorenzo		Trvisanutto, Fabrizio		Tony Kart / Vortex / LeCont	20.817	20.448	19.672	1:00.937		6
2	154	Milell, Noah		JP Racing		Exprit / Vortex / LeCont	20.803	20.362	19.786	1:00.951	0.014	6
3	123	Defourny, Max		Defourny, Didier		Kosmic / TM / LeCont	20.847	20.301	19.828	1:00.976	0.039	6
4	117	Raspatelli, Matteo		Baby Race Srl		Tony Kart / Parilla / LeCont	20.816	20.357	19.814	1:00.987	0.050	6
5	131	Sargeant, Logan		Ward Racing		Tony Kart / Vortex / LeCont	20.823	20.364	19.800	1:00.987	0.050	6
6	179	Chaimongkol, Sasakorn		Millennium Motorsport		Kosmic / TM / LeCont	20.874	20.351	19.794	1:01.019	0.082	6
7	111	Aubry, Gabriel		Birel Motorsport		Birel / TM / LeCont	20.917	20.293	19.811	1:01.021	0.084	6
8	112	Lessennes, Benjamin		Kosmic Racing Dept		Kosmic / Vortex / LeCont	20.892	20.379	19.758	1:01.029	0.092	6
9	146	Pulcini, Leonardo		Morsicani Racing		Tony Kart / Vortex / LeCont	20.789	20.326	19.933	1:01.048	0.111	6
10	129	Vartanyan, Alexander		Ward Racing		Tony Kart / Vortex / LeCont	20.820	20.437	19.804	1:01.061	0.124	6
11	105	Florescu, Petru		Morsicani Racing		Tony Kart / Vortex / LeCont	20.798	20.466	19.882	1:01.146	0.209	6
12	167	Sette Camara, Sergio		ART Grand Prix Srl		ART GP / TM / LeCont	20.879	20.503	19.778	1:01.160	0.223	6
13	107	Bale, Thomas Michael		Ricky Flynn Motorsport		FA Kart / Vortex / LeCont	20.921	20.418	19.838	1:01.177	0.240	6
14	144	Alex, -		Osella Engineering Srl		DR / BMB / LeCont	20.882	20.527	19.795	1:01.204	0.267	6
15	133	Haapalainen, Tuomas		ART Grand Prix Srl		ART GP / TM / LeCont	20.966	20.562	19.729	1:01.257	0.320	6
16	125	Betsch, Mick		Tony Kart Racing Team		Tony Kart / Vortex / LeCont	20.937	20.571	19.792	1:01.300	0.363	6
17	145	Mosca, Tommaso		Mosca, Diego		Tony Kart / BMB / LeCont	20.963	20.577	19.816	1:01.356	0.419	7
18	161	Defrancesco, Devlin		Chiesa Corse		Zanardi / BMB / LeCont	20.932	20.574	19.862	1:01.368	0.431	6
19	130	Korpivaara, Ilmari		Ward Racing		Tony Kart / Vortex / LeCont	21.038	20.493	19.858	1:01.389	0.452	6
20	178	Fittje, Jannes		Keijzer Racing		Zanardi / TM / LeCont	20.930	20.553	19.925	1:01.408	0.471	6
21	110	Bonduel, Amaury		Bonduel Racing		ART GP / TM / LeCont	21.019	20.623	19.825	1:01.467	0.530	7
22	151	Daim, Bin Hishammudin		Kosmic Racing Dept		Kosmic / Vortex / LeCont	21.031	20.530	19.913	1:01.474	0.537	6
23	174	Marinescu, Alexandra		DR Srl		DR / TM / LeCont	21.016	20.463	20.024	1:01.503	0.566	6
24	132	Zackary, Dante		Praga Kart Racing		Praga / Parilla / LeCont	20.970	20.623	19.945	1:01.538	0.601	6
25	127	Tarasov, Mikhail		Ward Racing		Tony Kart / Vortex / LeCont	21.026	20.620	20.047	1:01.693	0.756	6
26	120	Skärås, Emil		Ward Racing		Tony Kart / Vortex / LeCont	21.158	20.730	19.944	1:01.832	0.895	7
27	139	Santos Gomez, Lisard		Simon Julve, Ruben		Tony Kart / Vortex / LeCont	21.160	20.834	19.935	1:01.929	0.992	2

Start Time : 14/06 - 14:29:48

Best Lap : No.158 Trvisanutto, Lorenzo 1:00.937 100.43 Kph

Weather : Sunny Air : 27°C Track : Dry



KF-Junior

Qualifying Practice Series 1 (QPS1)

Best Sectors Analysis

For information purposes. No official / regulatory value

S1			S2			S3		
Rnk	No.	Time	Rnk	No.	Time	Rnk	No.	Time
1	146	20.768	1	111	20.271	1	158	19.672
2	105	20.798	2	123	20.301	2	117	19.716
3	154	20.803	3	146	20.326	3	133	19.729
4	144	20.814	4	179	20.351	4	131	19.752
5	117	20.816	5	117	20.357	5	179	19.755
6	158	20.817	6	112	20.359	6	112	19.758
7	129	20.820	7	154	20.362	7	111	19.764
8	131	20.823	8	131	20.364	8	144	19.774
9	123	20.832	9	129	20.403	9	129	19.776
9	112	20.832	10	107	20.418	10	107	19.777
9	111	20.832	11	158	20.448	11	167	19.778
12	179	20.851	12	174	20.463	12	123	19.783
13	167	20.879	13	105	20.466	13	154	19.786
14	107	20.893	14	125	20.486	14	125	19.792
15	161	20.895	15	130	20.493	15	161	19.795
16	145	20.899	16	167	20.495	16	145	19.803
17	178	20.900	17	133	20.521	17	130	19.804
18	133	20.932	18	144	20.527	18	110	19.825
19	125	20.934	19	151	20.530	19	105	19.838
20	110	20.969	20	178	20.541	20	146	19.871
21	132	20.970	21	161	20.574	21	151	19.900
22	174	21.016	22	145	20.577	22	178	19.909
23	127	21.026	23	127	20.620	23	174	19.924
24	151	21.030	24	132	20.623	24	139	19.935
25	130	21.038	24	110	20.623	25	120	19.944
26	120	21.091	26	120	20.675	26	132	19.945
27	139	21.160	27	139	20.834	27	127	19.957

Ideal Lap Times									
Rnk	No.	Driver	Nat	Ideal Lap	Best Lap	Diff.			
1	111	Aubry, Gabriel		1:00.867	1:01.021	0.154			
2	117	Raspatelli, Matteo		1:00.889	1:00.987	0.098			
3	123	Defourny, Max		1:00.916	1:00.976	0.060			
4	158	Travisanutto, Lorenzo		1:00.937	1:00.937				
5	131	Sargeant, Logan		1:00.939	1:00.987	0.048			
6	112	Lessennes, Benjamin		1:00.949	1:01.029	0.080			
7	154	Milell, Noah		1:00.951	1:00.951				
8	179	Chaimongkol, Sasakorn		1:00.957	1:01.019	0.062			
9	146	Pulcini, Leonardo		1:00.965	1:01.048	0.083			
10	129	Vartanyan, Alexander		1:00.999	1:01.061	0.062			
11	107	Bale, Thomas Michael		1:01.088	1:01.177	0.089			
12	105	Florescu, Petru		1:01.102	1:01.146	0.044			
13	144	Alex, -		1:01.115	1:01.204	0.089			
14	167	Sette Camara, Sergio		1:01.152	1:01.160	0.008			
15	133	Haapalainen, Tuomas		1:01.182	1:01.257	0.075			
16	125	Betsch, Mick		1:01.212	1:01.300	0.088			
17	161	Defrancesco, Devlin		1:01.264	1:01.368	0.104			
18	145	Mosca, Tommaso		1:01.279	1:01.356	0.077			
19	130	Korpivaara, Ilmari		1:01.335	1:01.389	0.054			
20	178	Fittje, Jannes		1:01.350	1:01.408	0.058			
21	174	Marinescu, Alexandra		1:01.403	1:01.503	0.100			
22	110	Bonduel, Amaury		1:01.417	1:01.467	0.050			
23	151	Daim, Bin Hishammudin		1:01.460	1:01.474	0.014			
24	132	Zackary, Dante		1:01.538	1:01.538				
25	127	Tarasov, Mikhail		1:01.603	1:01.693	0.090			
26	120	Skärås, Emil		1:01.710	1:01.832	0.122			
27	139	Santos Gomez, Lisard		1:01.929	1:01.929				



KF-Junior

Qualifying Practice Series 1 (QPS1)

Lap Time Analysis

For information purposes. No official / regulatory value

Laps	Sector 1	Sector 2	Sector 3	Lap Time	Laps	Sector 1	Sector 2	Sector 3	Lap Time	Laps	Sector 1	Sector 2	Sector 3	Lap Time
No.105 Florescu, Petru					No.120 Skärås, Emil					No.131 Sargeant, Logan				
1	21.193	20.704	19.984	1:01.881	1	21.507	20.967	20.161	1:02.635	1	21.149	20.708	19.877	1:01.734
2	20.964	20.570	19.945	1:01.479	2	21.147	20.871	20.022	1:02.040	2	20.913	20.552	19.752	1:01.217
3	20.855	20.507	19.893	1:01.255	3	21.158	20.730	19.944	1:01.832	3	20.875	20.579	19.833	1:01.287
4	20.934	20.657	19.998	1:01.589	4	21.144	20.763	20.006	1:01.913	4	20.939	20.519	19.774	1:01.232
5	21.151	21.017	19.838	1:02.006	5	21.116	20.675	20.109	1:01.900	5	23.679	20.742	19.863	1:04.284
6	20.798	20.466	19.882	1:01.146	6	21.091	20.696	20.095	1:01.882	6	20.823	20.364	19.800	1:00.987
No.107 Bale, Thomas Michael					No.123 Defourny, Max					No.132 Zackary, Dante				
1	21.324	21.772	19.939	1:03.035	1	21.092	20.636	20.336	1:02.064	1	21.498	21.073	20.202	1:02.773
2	21.084	20.613	19.835	1:01.532	2	21.434	20.585	19.909	1:01.928	2	21.272	20.857	19.996	1:02.125
3	20.893	20.607	19.777	1:01.277	3	20.832	20.621	19.871	1:01.324	3	21.155	20.907	20.114	1:02.176
4	20.935	20.595	19.898	1:01.428	4	20.906	20.460	19.878	1:01.244	4	21.025	20.671	19.959	1:01.655
5	20.921	20.418	19.838	1:01.177	5	20.847	20.301	19.828	1:00.976	5	21.083	20.648	20.025	1:01.756
6	20.938	20.460	19.993	1:01.391	6	20.839	20.368	19.783	1:00.990	6	20.970	20.623	19.945	1:01.538
No.110 Bonduel, Amaury					No.125 Betsch, Mick					No.133 Haapalainen, Tuomas				
1	21.802	21.125	20.088	1:03.015	1	33.622	22.280	20.651	1:16.553	1	21.147	20.662	19.961	1:01.770
2	21.185	20.759	19.891	1:01.835	2	21.032	20.610	19.843	1:01.485	2	20.966	20.562	19.729	1:01.257
3	21.019	20.623	19.825	1:01.467	3	20.937	20.571	19.792	1:01.300	3	23.468	24.943	19.962	1:08.373
4	20.995	20.712	19.889	1:01.596	4	21.048	22.786	20.059	1:03.893	4	20.968	20.607	19.835	1:01.410
5	21.017	20.641	19.917	1:01.575	5	20.959	20.633	19.923	1:01.515	5	21.025	20.546	19.879	1:01.450
6	20.976	20.654	19.946	1:01.576	6	20.934	20.486	19.880	1:01.300	6	20.932	20.521	19.817	1:01.270
7	20.969	20.671	19.909	1:01.549	No.127 Tarasov, Mikhail					No.139 Santos Gomez, Lisard				
No.111 Aubry, Gabriel					1	21.349	21.076	20.595	1:03.020	1	21.342	20.980	20.109	1:02.431
1	21.076	21.512	19.916	1:02.504	2	21.477	20.827	19.957	1:02.261	2	21.160	20.834	19.935	1:01.929
2	20.858	20.431	19.793	1:01.082	3	21.097	20.948	20.036	1:02.081	No.144 Alex, -				
3	20.832	20.458	20.037	1:01.327	4	21.209	21.097	20.007	1:02.313	1	21.079	20.662	19.830	1:01.571
4	20.917	20.293	19.811	1:01.021	5	21.117	20.698	19.965	1:01.780	2	20.815	20.600	19.812	1:01.227
5	20.921	20.271	19.836	1:01.028	6	21.026	20.620	20.047	1:01.693	3	20.988	20.649	19.879	1:01.516
6	20.881	20.400	19.764	1:01.045	No.129 Vartanyan, Alexander					No.145 Mosca, Tommaso				
No.112 Lessennes, Benjamin					1	21.303	20.807	19.985	1:02.095	1	21.359	20.902	19.919	1:02.180
1	21.165	20.711	19.878	1:01.754	2	20.966	20.544	19.776	1:01.286	2	21.096	20.647	19.884	1:01.627
2	20.971	20.576	19.773	1:01.320	3	20.820	20.437	19.804	1:01.061	3	20.976	20.658	19.803	1:01.437
3	20.832	20.777	20.723	1:11.332	4	20.885	20.518	19.809	1:01.212	4	20.967	20.814	19.907	1:01.688
4	20.997	20.482	19.906	1:01.385	5	20.848	20.403	19.824	1:01.075	5	20.899	20.690	19.846	1:01.435
5	20.892	20.379	19.758	1:01.029	6	20.877	20.414	19.786	1:01.077	6	20.909	20.627	19.827	1:01.363
6	20.880	20.359	19.890	1:01.129	No.130 Korpivaara, Ilmari					No.146 Pulcini, Leonardo				
No.117 Raspatelli, Matteo					1	21.665	23.996	22.760	1:08.421	1	20.920	20.547	19.871	1:01.338
1	21.097	20.726	19.874	1:01.697	2	21.216	20.695	20.097	1:02.008	2	20.768	20.472	19.889	1:01.129
2	20.964	20.568	19.742	1:01.274	3	21.091	20.913	19.959	1:01.963	3	20.792	20.513	20.980	1:02.285
3	20.832	20.486	19.716	1:01.034	4	21.114	20.982	19.954	1:02.050	4	20.833	20.386	19.902	1:01.121
4	20.837	20.581	19.837	1:01.255	5	21.047	20.553	19.804	1:01.404					
5	20.816	20.357	19.814	1:00.987	6	21.038	20.493	19.858	1:01.389					
6	20.839	20.412	20.089	1:01.340										



KF-Junior

Qualifying Practice Series 1 (QPS1)

Lap Time Analysis

For information purposes. No official / regulatory value

Laps	Sector 1	Sector 2	Sector 3	Lap Time
5	20.789	20.326	19.933	1:01.048
6	20.807	20.389	19.976	1:01.172

No.151 Daim, Bin Hishammudin

Laps	Sector 1	Sector 2	Sector 3	Lap Time
1	21.208	20.769	20.040	1:02.017
2	21.175	20.696	20.057	1:01.928
3	21.030	20.672	20.030	1:01.732
4	21.071	20.710	19.926	1:01.707
5	21.100	20.664	19.900	1:01.664
6	21.031	20.530	19.913	1:01.474

No.154 Milell, Noah

Laps	Sector 1	Sector 2	Sector 3	Lap Time
1	21.116	20.884	19.933	1:01.933
2	20.930	20.509	19.796	1:01.235
3	20.852	20.592	20.105	1:01.549
4	21.030	20.517	19.804	1:01.351
5	20.950	20.462	19.803	1:01.215
6	20.803	20.362	19.786	1:00.951

No.158 Trvisanutto, Lorenzo

Laps	Sector 1	Sector 2	Sector 3	Lap Time
1	21.183	20.894	19.838	1:01.915
2	21.045	20.646	19.788	1:01.479
3	22.010	20.985	19.876	1:02.871
4	20.905	20.587	19.705	1:01.197
5	20.874	20.476	19.746	1:01.096
6	20.817	20.448	19.672	1:00.937

No.161 Defrancesco, Devlin

Laps	Sector 1	Sector 2	Sector 3	Lap Time
1	21.331	20.899	19.959	1:02.189
2	21.010	20.642	19.862	1:01.514
3	21.046	20.614	19.795	1:01.455
4	21.027	20.656	19.841	1:01.524
5	20.932	20.574	19.862	1:01.368
6	20.895	20.602	19.896	1:01.393

No.167 Sette Camara, Sergio

Laps	Sector 1	Sector 2	Sector 3	Lap Time
1	21.155	20.834	19.977	1:01.966
2	20.999	20.773	19.860	1:01.632
3	20.950	22.394	20.106	1:03.450
4	20.912	20.502	19.820	1:01.234
5	20.971	20.495	19.802	1:01.268
6	20.879	20.503	19.778	1:01.160

No.174 Marinescu, Alexandra

Laps	Sector 1	Sector 2	Sector 3	Lap Time
1	21.470	21.090	20.145	1:02.705
2	21.173	20.710	19.977	1:01.860
3	21.237	21.003	19.988	1:02.228
4	21.048	20.542	20.078	1:01.668
5	21.252	20.670	19.924	1:01.846
6	21.016	20.463	20.024	1:01.503

Laps	Sector 1	Sector 2	Sector 3	Lap Time
No.178 Fittje, Jannes				
1	21.305	22.068	20.006	1:03.379
2	20.974	20.673	19.909	1:01.556
3	20.900	20.600	19.983	1:01.483
4	20.926	20.611	19.995	1:01.532
5	21.005	20.541	19.948	1:01.494
6	20.930	20.553	19.925	1:01.408

No.179 Chaimongkol, Sasakorn

Laps	Sector 1	Sector 2	Sector 3	Lap Time
1	21.008	20.570	20.110	1:01.688
2	21.205	20.523	19.783	1:01.511
3	20.988	20.621	19.763	1:01.372
4	20.900	20.484	19.773	1:01.157
5	20.851	20.414	19.755	1:01.020
6	20.874	20.351	19.794	1:01.019



Entry & **Participants' List**





KF-Junior

List of Participants (80 Drivers)

Document 1.1

No.	Entrant	Nat	Driver	Nat	Equipment
101	Baby Race Srl		Lorandi, Alessio		Tony Kart / Parilla / LeCont
102	Team Komarov		Sitnikov, Nikita		Tony Kart / BMB / LeCont
103	Ricky Flynn Motorsport		Kari, Niko		FA Kart / Vortex / LeCont
104	Team Komarov		Atoev, Vladimir		Tony Kart / BMB / LeCont
105	Morsicani Racing		Florescu, Petru		Tony Kart / Vortex / LeCont
106	Ricky Flynn Motorsport		Daruvala, Jehan		FA Kart / Vortex / LeCont
107	Ricky Flynn Motorsport		Bale, Thomas Michael		FA Kart / Vortex / LeCont
108	CRG SpA		Dionisios, Marcu		CRG / BMB / LeCont
109	Ricky Flynn Motorsport		Ticktum, Daniel		FA Kart / Vortex / LeCont
110	Bonduel Racing		Bonduel, Amaury		ART GP / TM / LeCont
111	Birel Motorsport		Aubry, Gabriel		Birel / TM / LeCont
112	Kosmic Racing Dept		Lessennes, Benjamin		Kosmic / Vortex / LeCont
114	Energy Corse		Elpitiya, Bryan		Energy / TM / LeCont
115	Mach 1 Motorsport		Hagenaes, Johan Nicolai		Mach 1 / TM / LeCont
116	Tony Kart Racing Team		Mazepin, Nikita		Tony Kart / Vortex / LeCont
117	Baby Race Srl		Raspatelli, Matteo		Tony Kart / Parilla / LeCont
119	Praga Kart Racing		Marino, Sato		Praga / Parilla / LeCont
120	Ward Racing		Skärås, Emil		Tony Kart / Vortex / LeCont
121	Energy Corse		Valtonen, Isac		Energy / TM / LeCont
122	Keijzer Racing		Van Leeuwen, Martijn		Zanardi / TM / LeCont
123	Defourny, Didier		Defourny, Max		Kosmic / TM / LeCont
124	Bollier, Romain		Bollier, Jules		Kosmic / Parilla / LeCont
125	Tony Kart Racing Team		Betsch, Mick		Tony Kart / Vortex / LeCont
126	Energy Corse		Thompson, Parker		Energy / TM / LeCont
127	Ward Racing		Tarasov, Mikhail		Tony Kart / Vortex / LeCont
128	Ward Racing		Lundqvist, Linus		Tony Kart / Vortex / LeCont
129	Ward Racing		Vartanyan, Alexander		Tony Kart / Vortex / LeCont
130	Ward Racing		Korpivaara, Ilmari		Tony Kart / Vortex / LeCont
131	Ward Racing		Sargeant, Logan		Tony Kart / Vortex / LeCont
132	Praga Kart Racing		Zackary, Dante		Praga / Parilla / LeCont
133	ART Grand Prix Srl		Haapalainen, Tuomas		ART GP / TM / LeCont
134	ART Grand Prix Srl		Peltola, Olli		ART GP / TM / LeCont
135	Signorelli, Carlos Alberto		Signorelli, Matias Ezequiel		Tony Kart / Vortex / LeCont
136	Zanardi		Beckmann, David		Zanardi / BMB / LeCont
138	Ricky Flynn Motorsport		Ahmed, Enaam		FA Kart / Vortex / LeCont
139	Simon Julve, Ruben		Santos Gomez, Lisard		Tony Kart / Vortex / LeCont
140	Ricky Flynn Motorsport		Fewtrell, Max		FA Kart / Vortex / LeCont
141	Shlom, Vadim		Shlom, Yan Leon		Tony Kart / Parilla / LeCont
142	Ricky Flynn Motorsport		Norris, Lando		FA Kart / Vortex / LeCont
144	Osella Engineering Srl		Alex, -		DR / BMB / LeCont
145	Mosca, Diego		Mosca, Tommaso		Tony Kart / BMB / LeCont
146	Morsicani Racing		Pulcini, Leonardo		Tony Kart / Vortex / LeCont
147	MGM Racing		Pasma, Patrik		Birel / Parilla / LeCont
148	Lundgaard, Henrik		Lundgaard, Daniel		Zanardi / Vortex / LeCont
149	Lehouck, Vincent		Lehouck, Arthur		Lenzokart / TM / LeCont
150	Kosmic Racing Dept		Squaranti, Federico		Kosmic / Vortex / LeCont
151	Kosmic Racing Dept		Daim, Bin Hishammudin		Kosmic / Vortex / LeCont
152	Mathiesen, Kim		Mathiesen, Dennis		Tony Kart / Vortex / LeCont



KF-Junior

List of Participants (80 Drivers)

Document 1.1

No.	Entrant	Nat	Driver	Nat	Equipment
153	Kartban Motorsport S.L.		Hobart, Matthias		Birel / TM / LeCont
154	JP Racing		Milell, Noah		Exprit / Vortex / LeCont
155	Bermudez, Jose Luis		Munoz Fernandez, Adrian		Tony Kart / Vortex / LeCont
156	Cancelli, Franck		Dallamano, Stefano		Kosmic / Parilla / LeCont
157	Forza Racing		Shwartzman, Robert		Tony Kart / TM / LeCont
158	Trvisanutto, Fabrizio		Trvisanutto, Lorenzo		Tony Kart / Vortex / LeCont
159	Leuillet, Francis		Leuillet, Tom		Birel / TM / LeCont
160	Chiesa Corse		Pull, James		Zanardi / BMB / LeCont
161	Chiesa Corse		Defrancesco, Devlin		Zanardi / BMB / LeCont
162	Baby Race Srl		Lorandi, Leonardo		Tony Kart / Parilla / LeCont
163	AV Racers Intnal		Machado Carrillo, Alexandre		Zanardi / BMB / LeCont
164	AV Racers Intnal		Garcia Lopez, Marta		Zanardi / BMB / LeCont
165	AV Racers Intnal		Fontecha Martinez, Laia		Zanardi / BMB / LeCont
166	ART Grand Prix Srl		Xia, Yifan		ART GP / TM / LeCont
167	ART Grand Prix Srl		Sette Camara, Sergio		ART GP / TM / LeCont
168	ART Grand Prix Srl		Borrelli, Diego		ART GP / TM / LeCont
169	Amo Racing Team		Masztalierz, Jakub		Tony Kart / Vortex / LeCont
170	Amo Racing Team		Krencisz, Jan		Tony Kart / Vortex / LeCont
171	Ward Racing		Floersch, Sophia		Tony Kart / Vortex / LeCont
172	Ward Racing		Gordeev, Alexander		Tony Kart / Vortex / LeCont
173	Birel Motorsport		Baiz, Mauricio		Birel / TM / LeCont
174	DR Srl		Marinescu, Alexandra		DR / TM / LeCont
175	Energy Germany		Martynyuk, Maxim		Energy / TM / LeCont
176	Gandolfi Ennio Racing		Raucci, Giuliano		Energy / TM / LeCont
177	Genikart		Russo, Guillermo		FA Kart / Vortex / LeCont
178	Keijzer Racing		Fittje, Jannes		Zanardi / TM / LeCont
179	Millennium Motorsport		Chaimongkol, Sasakorn		Kosmic / TM / LeCont
180	Kohtala Sports		Johansson, Antti		Kosmic / Vortex / LeCont
181	Kohtala Sports		Puhakka, Juuso		Kosmic / Vortex / LeCont
182	YKart Competition Team		Azedo Sousa, Yohan		Zanardi / BMB / LeCont
183	Maddox		Opmeer, Jarno		Maddox / TM / LeCont
184	RK Racing Team		Reicher, Simon		RK / TM / LeCont



KF-Junior

Entry List (83 Drivers)

No.	Entrant	Nat	Driver	Nat	Equipment
101	Baby Race Srl		Lorandi, Alessio		Tony Kart / Parilla / LeCont
102	Team Komarov		Sitnikov, Nikita		Tony Kart / BMB / LeCont
103	Ricky Flynn Motorsport		Kari, Niko		FA Kart / Vortex / LeCont
104	Team Komarov		Atoev, Vladimir		Tony Kart / BMB / LeCont
105	Morsicani Racing		Florescu, Petru		Tony Kart / Vortex / LeCont
106	Ricky Flynn Motorsport		Daruvalla, Jehan		FA Kart / Vortex / LeCont
107	Ricky Flynn Motorsport		Bale, Thomas Michael		FA Kart / Vortex / LeCont
108	CRG SpA		Dionisios, Marcu		CRG / BMB / LeCont
109	Ricky Flynn Motorsport		Ticktum, Daniel		FA Kart / Vortex / LeCont
110	Bonduel Racing		Bonduel, Amaury		ART GP / TM / LeCont
111	Birel Motorsport		Aubry, Gabriel		Birel / TM / LeCont
112	Kosmic Racing Dept		Lessennes, Benjamin		Kosmic / Vortex / LeCont
114	Energy Corse		Elpitiya, Bryan		Energy / TM / LeCont
115	Mach 1 Motorsport		Hagenaes, Johan Nicolai		Mach 1 / TM / LeCont
116	Tony Kart Racing Team		Mazepin, Nikita		Tony Kart / Vortex / LeCont
117	Baby Race Srl		Raspatelli, Matteo		Tony Kart / Parilla / LeCont
118	KML Racing		Moreira Laliberté, Kami		Zanardi / Parilla / LeCont
119	Praga Kart Racing		Marino, Sato		Praga / Parilla / LeCont
120	Ward Racing		Skärås, Emil		Tony Kart / Vortex / LeCont
121	Energy Corse		Valtonen, Isac		Energy / TM / LeCont
122	Keijzer Racing		Van Leeuwen, Martijn		Zanardi / TM / LeCont
123	Defourny, Didier		Defourny, Max		Kosmic / TM / LeCont
124	Bollier, Romain		Bollier, Jules		Kosmic / Parilla / LeCont
125	Tony Kart Racing Team		Betsch, Mick		Tony Kart / Vortex / LeCont
126	Energy Corse		Thompson, Parker		Energy / TM / LeCont
127	Ward Racing		Tarasov, Mikhail		Tony Kart / Vortex / LeCont
128	Ward Racing		Lundqvist, Linus		Tony Kart / Vortex / LeCont
129	Ward Racing		Vartanyan, Alexander		Tony Kart / Vortex / LeCont
130	Ward Racing		Korpivaara, Ilmari		Tony Kart / Vortex / LeCont
131	Ward Racing		Sargeant, Logan		Tony Kart / Vortex / LeCont
132	Praga Kart Racing		Zackary, Dante		Praga / Parilla / LeCont
133	ART Grand Prix Srl		Haapalainen, Tuomas		ART GP / TM / LeCont
134	ART Grand Prix Srl		Peltola, Olli		ART GP / TM / LeCont
135	Signorelli, Carlos Alberto		Signorelli, Matias Ezequiel		Tony Kart / Vortex / LeCont
136	Zanardi		Beckmann, David		Zanardi / BMB / LeCont
137	Scuderia PCR Srl		Sereia, Gabriel		PCR / Parilla / LeCont
138	Ricky Flynn Motorsport		Ahmed, Enaam		FA Kart / Vortex / LeCont
139	Simon Julve, Ruben		Santos Gomez, Lisard		Tony Kart / Vortex / LeCont
140	Ricky Flynn Motorsport		Fewtrell, Max		FA Kart / Vortex / LeCont
141	Shlom, Vadim		Shlom, Yan Leon		Tony Kart / Parilla / LeCont
142	Ricky Flynn Motorsport		Norris, Lando		FA Kart / Vortex / LeCont
143	PDB Racing Team		Maslov, Matvey		Gillard / TM / LeCont
144	Osella Engineering Srl		Alex, -		DR / BMB / LeCont
145	Mosca, Diego		Mosca, Tommaso		Tony Kart / BMB / LeCont
146	Morsicani Racing		Pulcini, Leonardo		Tony Kart / Vortex / LeCont
147	MGM Racing		Pasma, Patrik		Birel / Parilla / LeCont
148	Lundgaard, Henrik		Lundgaard, Daniel		Zanardi / Vortex / LeCont
149	Lehouck, Vincent		Lehouck, Arthur		Lenzokart / TM / LeCont



KF-Junior

Entry List (83 Drivers)

No.	Entrant	Nat	Driver	Nat	Equipment
150	Kosmic Racing Dept		Squaranti, Federico		Kosmic / Vortex / LeCont
151	Kosmic Racing Dept		Daim, Bin Hishammudin		Kosmic / Vortex / LeCont
152	Mathiesen, Kim		Mathiesen, Dennis		Tony Kart / Vortex / LeCont
153	Kartban Motorsport S.L.		Hobart, Matthias		Birel / TM / LeCont
154	JP Racing		Milell, Noah		Exprit / Vortex / LeCont
155	Bermudez, Jose Luis		Munoz Fernandez, Adrian		Tony Kart / Vortex / LeCont
156	Cancelli, Franck		Dallamano, Stefano		Kosmic / Parilla / LeCont
157	Forza Racing		Shwartzman, Robert		Tony Kart / TM / LeCont
158	Travisanutto, Fabrizio		Travisanutto, Lorenzo		Tony Kart / Vortex / LeCont
159	Leuillet, Francis		Leuillet, Tom		Birel / TM / LeCont
160	Chiesa Corse		Pull, James		Zanardi / BMB / LeCont
161	Chiesa Corse		Defrancesco, Devlin		Zanardi / BMB / LeCont
162	Baby Race Srl		Lorandi, Leonardo		Tony Kart / Parilla / LeCont
163	AV Racers Intnal		Machado Carrillo, Alexandre		Zanardi / BMB / LeCont
164	AV Racers Intnal		Garcia Lopez, Marta		Zanardi / BMB / LeCont
165	AV Racers Intnal		Fontecha Martinez, Laia		Zanardi / BMB / LeCont
166	ART Grand Prix Srl		Xia, Yifan		ART GP / TM / LeCont
167	ART Grand Prix Srl		Sette Camara, Sergio		ART GP / TM / LeCont
168	ART Grand Prix Srl		Borrelli, Diego		ART GP / TM / LeCont
169	Amo Racing Team		Masztalerz, Jakub		Tony Kart / Vortex / LeCont
170	Amo Racing Team		Krencisz, Jan		Tony Kart / Vortex / LeCont
171	Ward Racing		Floersch, Sophia		Tony Kart / Vortex / LeCont
172	Ward Racing		Gordeev, Alexander		Tony Kart / Vortex / LeCont
173	Birel Motorsport		Baiz, Mauricio		Birel / TM / LeCont
174	DR Srl		Marinescu, Alexandra		DR / TM / LeCont
175	Energy Germany		Martynyuk, Maxim		Energy / TM / LeCont
176	Gandolfi Ennio Racing		Raucci, Giuliano		Energy / TM / LeCont
177	Genikart		Russo, Guillermo		FA Kart / Vortex / LeCont
178	Keijzer Racing		Fittje, Jannes		Zanardi / TM / LeCont
179	Millennium Motorsport		Chaimongkol, Sasakorn		Kosmic / TM / LeCont
180	Kohtala Sports		Johansson, Antti		Kosmic / Vortex / LeCont
181	Kohtala Sports		Puhakka, Juuso		Kosmic / Vortex / LeCont
182	YKart Competition Team		Azedo Sousa, Yohan		Zanardi / BMB / LeCont
183	Maddox		Opmeer, Jarno		Maddox / TM / LeCont
184	RK Racing Team		Reicher, Simon		RK / TM / LeCont