

RESULTS BOOKLET

IAME
INTERNATIONAL FINAL

JOIN THE EVENT OF THE YEAR!

October 17th/20st - 2013

ACTUA
CIRCUIT DE LYON

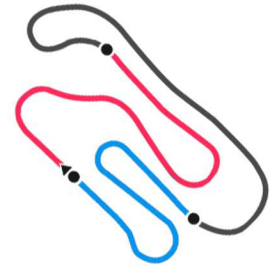
WWW.X30WORLD.COM/IAME.INTERNATIONAL.FINAL

INFO: K.C. Pays d'Olmes et Mirepoix - Karting Circuit La Plana - 09600 Algaes-Yves - France
Mail: victoryconcept@hotmail.com - Phone: +33 (0)5 63 54 86 74 / +33 (0)6 85 10 95 92

OFFICIAL SPONSOR

freem komet IAME The heart of kart stilo WZADOL





FINAL

PHASE

IAME
INTERNATIONAL FINAL

JOIN THE EVENT OF THE YEAR!

October 17th/20st - 2013

ACTUA
CIRCUIT DE LYON

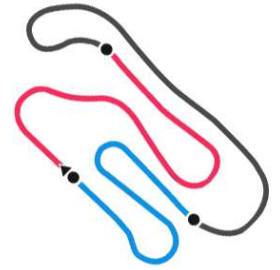
WWW.X30WORLD.COM/IAME.INTERNATIONAL.FINAL

INFO: K.C. Pays d'Olmes et Mirepoix - Karting Circuit Le Plans - 09600 Algaes-Yves - France
Mail: victoryconcept@hotmail.com - Phone: +33 (0)5 63 54 86 74 / +33 (0)6 85 10 95 92

OFFICIAL SPONSOR

freem komet IAME The heart of kart stilo WZADOLIL





X30-Shifter

Final (F) Results

Document 17.1 OFFICIAL

Subject to scrutineering & sporting investigations

Rnk	No.	Entrant	Driver	Nat	Equipment	Laps	Gap	Interv.	Best Lap	[QP-QH-PF]
1	=	Wild Kart Racing Team	HALDER Mike	DEU	Wild Kart / X30 / Komet	20			48.239	[2-1-1]
2	▲1	Action Karting	NUVOLINI Stephen	FRA	Praga / X30 / Komet	20	0.415	0.415	48.163	[3-4-3]
3	▼1	Delre thierry	DELRE Thierry	BEL	Formula K / X30 / Komet	20	1.982	1.567	48.271	[1-2-2]
4	=	KCM	MARCHANDISE Laurent	FRA	CRG / X30 / Komet	20	5.983	4.001	48.555	[5-3-4]
5	▲1	Koenig Marie-Chantal	CYPERS Thomas	BEL	Sodi / X30 / Komet	20	8.261	2.278	48.685	[11-14-6]
6	▲8	Zanardi	HARE Aston	ZAF	Zanardi / X30 / Komet	20	11.352	3.091	48.506	[7-10-14]
7	▲2	Moris	MORRIS Nicky	BEL	Merlin / X30 / Komet	20	12.197	0.845	48.624	[12-8-9]
8	▲4	Kart Shop 67	KUSSMAUL Jean-François	FRA	Tecno / X30 / Komet	20	12.515	0.318	48.445	[10-11-12]
9	▲1	Praga Kart Racing	PETRENKO Bogdan	UKR	Praga / X30 / Komet	20	19.808	7.293	49.059	[6-6-10]
10	▼2	Valet	VALET Sylvain	FRA	Praga / X30 / Komet	20	19.959	0.151	48.822	[8-7-8]
11	▲7	JHB South Africa	LANZETTI Sebastian	ZAF	Zanardi / X30 / Komet	20	20.259	0.300	48.920	[15-13-18]
12	▲11	Zanardi	VAREJES Trent	ZAF	Zanardi / X30 / Komet	20	20.426	0.167	48.747	[14-19-23]
13	▼2	Goncalves Tiago	Teixeira Tiago	PRT	Birel / X30 / Komet	20	21.829	1.403	48.880	[13-9-11]
14	▼7	Idéal Kart	GABRIEL Julien	FRA	Kosmic / X30 / Komet	20	22.965	1.136	48.589	[9-12-7]
15	▲1	De Rada Wagner Gustavo	WAGNER Renato	BOL	Praga / X30 / Komet	20	23.160	0.195	48.928	[22-20-16]
16	▲5	Debbas Karim	DEBBAS Karim	LEB	CRG / X30 / Komet	20	27.357	4.197	49.174	[18-24-21]
17	▲3	Dauga Stéphane	DAUGA Stéphane	FRA	Praga / X30 / Komet	20	27.688	0.331	49.101	[19-16-20]
18	▲7	DR Racing Kart France	GAY Sherman	FRA	DR / X30 / Komet	20	30.550	2.862	49.269	[20-21-25]
19	▲3	TK Racing	DE VITO Rodolphe	FRA	DR / X30 / Komet	20	32.911	2.361	49.445	[17-22-22]
20	▼3	Idéal Kart	TERENZI Maurice	LUX	Kosmic / X30 / Komet	20	43.754	10.843	49.968	[26-26-17]
21	▲3	Moine Cindy	MOINE Cindy	FRA	Praga / X30 / Komet	16	4 Laps	4 Laps	49.882	[27-27-24]
22	▼17	CHARLES Kenny	CHARLES Kenny	BEL	Merlin / X30 / Komet	8	12 Laps	8 Laps	48.856	[4-5-5]
23	▼10	Fernandez	FERNANDEZ Antoine	FRA	Tony-Kart / X30 / Komet	8	12 Laps	23.767	49.315	[16-18-13]
24	▼9	Team MSR	COLDEFY Jason	FRA	Birel / X30 / Komet	0	20 Laps	8 Laps		[24-25-15]
25	▼6	Zanardi	CONNOR Rogers	ZAF	Zanardi / X30 / Komet	0	20 Laps	0.312		[E-17-19]
26	▲1	Le Moing Yannick	MOING Yannick	FRA	CRG / X30 / Komet	0	20 Laps	1.012		[25-28-27]
27	▲1	Costa Rui	CARNEIRO Rui	PRT	Birel / X30 / Komet	0	20 Laps			[21-15-28]
28	▲1	Zanardi	RENSBURG Luke	ZAF	Zanardi / X30 / Komet	0	20 Laps	0.383		[23-23-29]

Not Classified

	5	Praga Kart Racing	PTACEK Petr	CZE	Praga / X30 / Komet		DNS			[28-29-26]
--	---	-------------------	-------------	-----	---------------------	--	-----	--	--	------------

Leaders : No.50 DELRE Thierry (1-1) / No.93 NUVOLINI Stephen (2-2) / No.7 HALDER Mike (3-20)

Start Time : 20/10 - 17:13:54

Best Lap : No.93 NUVOLINI Stephen 48.163 93,43 Kph

Weather : Slightly cloudy Air : 18°C Track : Dry

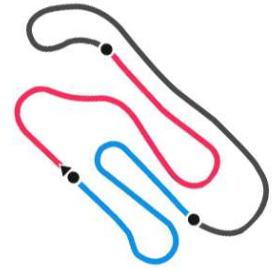
Event Record : No.50 DELRE Thierry 47.844 94,05 Kph

2013 Iame International Final (FRA) 18-20/10/2013

Timing by Apex Timing

Apex Timing





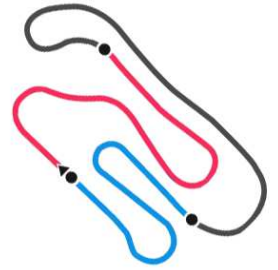
X30-Shifter

Final (F) Lap Chart

For information purposes. No official / regulatory value

	1	2	3	4	5	6	7	8	9	10	11	12	13	14	15	16	17	18	19	20	21	22	23	24	25	26	27	28	29	
Grid	7	50	93	9	25	53	20	18	69	2	3	14	11	44	94	6	10	66	15	911	77	166	98	21	52	71	71	4	16	
Start	50	7	93	9	25	53	18	20	166	69	2	3	11	14	44	94	6	66	10	15	911	77	98	52	71	71	16	21		
Lap 1 Interval	50	93	7	9	25	53	3	2	18	69	66	44	14	6	911	11	166	98	10	77	52	20	21							
Lap 2	93	7	50	9	25	53	3	2	69	18	44	14	66	6	911	11	98	10	77	52	166	20	21							
Lap 3	7	93	50	9	53	25	2	69	3	44	18	14	6	66	11	98	911	77	10	52	166	20	21							
Lap 4	7	93	50	9	53	25	2	69	44	3	14	18	66	6	11	98	77	911	10	52	166	20	21							
Lap 5	7	93	50	9	53	25	69	44	2	14	3	18	66	6	11	98	77	911	10	52	166	20	21							
Lap 6	7	93	50	9	53	25	69	44	2	14	3	18	66	6	11	98	77	911	52	166	20	10	21							
Lap 7	7	93	50	9	53	25	69	44	14	2	18	3	66	6	11	98	77	911	52	20	166	10	21							
Lap 8	7	93	50	9	53	25	69	44	14	2	18	66	3	6	98	77	911	52	20	166	10	21	21							
Lap 9	7	93	50	9	53	69	44	14	2	18	66	3	6	98	77	20	911	52	166	10	21									
Lap 10	7	93	50	9	53	69	44	14	2	18	66	3	6	98	77	20	911	52	166	10	21									
Lap 11	7	93	50	9	53	69	44	14	2	18	66	3	98	6	77	20	911	52	166	10	21									
Lap 12	7	93	50	9	53	69	44	14	2	66	18	3	98	6	20	77	911	52	166	10	21									
Lap 13	7	93	50	9	53	69	44	14	2	66	18	3	98	6	20	77	911	52	166	10	21									
Lap 14	7	93	50	9	53	69	44	14	2	18	66	3	98	6	20	77	911	52	166	10	21									
Lap 15	7	93	50	9	53	69	44	14	2	18	66	98	3	6	20	77	911	52	166	10	21									
Lap 16	7	93	50	9	53	44	69	14	2	18	66	98	3	6	20	77	911	52	166	10	21	21								
Lap 17	7	93	50	9	53	44	69	14	2	18	66	98	3	6	20	77	911	52	166	10										





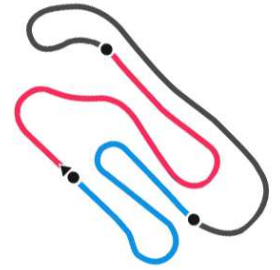
X30-Shifter

Final (F) Lap Chart

For information purposes. No official / regulatory value

Lap 18	7	93 0.3	50 1.5	9 3.3	53 2.0	44 3.4	69 0.6	14 0.3	2 6.3	66 0.5	18 0.1	98 0.2	3 1.5	20 0.3	6 0.5	77 3.8	911 0.3	52 2.8	166 1.8	10 8.8
Lap 19	7	93 0.2	50 1.4	9 3.6	53 2.2	44 3.1	69 0.6	14 0.2	2 6.9	66 0.4	18 0.2	98 0.2	3 1.4	20 0.7	6 0.6	77 3.6	911 0.5	52 2.7	166 2.3	10 9.5
Lap 20	7	93 0.4	50 1.5	9 4.0	53 2.2	44 3.0	69 0.8	14 0.3	2 7.2	66 0.1	18 0.3	98 0.1	3 1.4	20 1.1	6 0.1	77 4.1	911 0.3	52 2.8	166 2.3	10 10.8





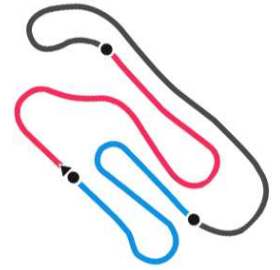
X30-Shifter

Final (F) Lap Time Analysis

For information purposes. No official / regulatory value

Laps	Sector 1	Sector 2	Sector 3	Lap Time	Laps	Sector 1	Sector 2	Sector 3	Lap Time	Laps	Sector 1	Sector 2	Sector 3	Lap Time
No.2 PETRENKO Bogdan					19	17.619	15.622	15.639	48.880	17	17.372	15.505	15.458	48.335
1	21.414	16.443	16.201	54.058	20	17.591	15.667	15.782	49.040	18	17.351	15.497	15.391	48.239
2	18.388	16.088	15.847	50.323	No.6 WAGNER Renato					19	17.463	15.640	15.416	48.519
3	18.082	15.867	15.890	49.839	1	22.295	16.438	16.411	55.144	20	17.356	15.470	15.417	48.243
4	17.942	15.877	15.858	49.677	2	18.366	16.092	16.084	50.542	No.9 MARCHANDISE Laurent				
5	18.167	15.927	16.238	50.332	3	18.469	16.179	15.843	50.491	1	20.244	16.272	16.081	52.597
6	17.866	15.729	16.431	50.026	4	18.170	16.241	15.973	50.384	2	18.202	16.109	16.115	50.426
7	18.270	15.798	15.681	49.749	5	17.889	15.972	15.750	49.611	3	18.050	15.859	15.714	49.623
8	17.888	15.712	15.686	49.286	6	17.948	15.908	15.793	49.649	4	17.781	15.772	15.708	49.261
9	17.732	15.626	15.753	49.111	7	17.871	15.788	15.683	49.342	5	17.714	15.790	15.581	49.085
10	17.743	15.845	15.704	49.292	8	17.678	15.835	16.455	49.968	6	17.675	15.626	15.617	48.918
11	18.009	15.747	15.788	49.544	9	17.721	15.818	15.500	49.039	7	17.678	15.648	15.590	48.916
12	17.845	15.817	16.118	49.780	10	17.780	15.742	15.592	49.114	8	17.789	15.571	15.554	48.914
13	17.863	15.707	15.641	49.211	11	17.841	15.834	15.613	49.288	9	17.658	15.561	15.531	48.750
14	17.709	15.690	15.702	49.101	12	17.686	15.744	15.596	49.026	10	17.678	15.504	15.449	48.631
15	17.795	15.716	15.606	49.117	13	18.021	16.064	15.664	49.749	11	17.667	15.608	15.539	48.814
16	17.690	15.644	15.748	49.082	14	17.816	15.807	15.579	49.202	12	17.581	15.560	15.544	48.685
17	17.646	15.700	16.117	49.463	15	17.832	15.711	15.705	49.248	13	17.573	15.539	15.493	48.605
18	17.794	15.633	15.672	49.099	16	18.250	15.739	15.674	49.663	14	17.630	15.508	15.555	48.693
19	17.672	15.689	15.698	49.059	17	17.791	15.691	15.717	49.199	15	17.553	15.665	15.420	48.638
20	17.728	15.767	15.925	49.420	18	18.125	16.119	15.885	50.129	16	17.502	15.531	15.522	48.555
No.3 Teixeira Tiago					19	17.879	15.827	15.697	49.403	17	17.475	15.564	15.532	48.571
1	20.728	16.262	16.148	53.138	20	17.684	15.647	15.597	48.928	18	17.530	15.517	15.510	48.557
2	18.273	16.382	15.972	50.627	No.7 HALDER Mike					19	17.612	15.545	15.503	48.660
3	17.976	16.050	16.738	50.764	1	20.254	16.200	16.284	52.738	20	17.551	15.612	15.621	48.784
4	18.554	16.013	15.836	50.403	2	18.192	16.158	15.855	50.205	No.10 TERENCEI Maurice				
5	18.394	15.854	15.941	50.189	3	17.769	15.893	15.615	49.277	1	24.308	16.613	16.458	57.379
6	18.183	16.100	15.835	50.118	4	17.706	15.674	15.667	49.047	2	18.430	16.216	16.026	50.672
7	17.843	15.858	16.085	49.786	5	17.567	15.623	15.493	48.683	3	18.182	16.117	16.946	51.245
8	17.881	15.865	16.263	50.009	6	17.604	15.643	15.410	48.657	4	18.161	16.091	16.017	50.269
9	17.604	15.672	15.786	49.062	7	17.475	15.545	15.468	48.488	5	18.242	16.159	16.222	50.623
10	17.776	15.743	15.770	49.289	8	17.480	15.491	15.517	48.488	6	18.738	16.510	16.479	51.727
11	17.614	15.686	15.780	49.080	9	17.473	15.552	15.394	48.419	7	18.061	16.028	15.879	49.968
12	17.661	15.643	15.770	49.074	10	17.503	15.549	15.406	48.458	8	18.138	15.920	15.936	49.994
13	18.264	15.679	15.676	49.619	11	17.478	15.508	15.602	48.588	9	18.215	15.908	15.989	50.112
14	17.594	15.611	15.827	49.032	12	17.469	15.474	15.382	48.325	10	18.057	16.108	16.489	50.654
15	17.676	15.739	16.714	50.129	13	17.450	15.491	15.382	48.323	11	18.061	16.038	15.959	50.058
16	18.142	15.759	15.710	49.611	14	17.498	15.432	15.454	48.384	12	18.369	16.033	16.344	50.746
17	17.684	15.757	15.797	49.238	15	17.413	15.535	15.433	48.381	13	18.204	16.045	16.175	50.424
18	17.948	15.677	15.717	49.342	16	17.413	15.480	15.403	48.296	14	18.144	16.052	16.124	50.320





X30-Shifter

Final (F) Lap Time Analysis

For information purposes. No official / regulatory value

Laps	Sector 1	Sector 2	Sector 3	Lap Time
15	18.179	16.038	16.308	50.525
16	18.125	15.980	16.151	50.256
17	18.381	16.085	16.141	50.607
18	18.156	16.088	16.676	50.920
19	18.116	16.075	16.200	50.391
20	18.312	16.210	16.241	50.763

No.11 FERNANDEZ Antoine				
Laps	Sector 1	Sector 2	Sector 3	Lap Time
1	23.326	16.590	16.132	56.048
2	18.261	16.113	16.967	51.341
3	18.386	16.061	15.921	50.368
4	17.983	15.935	15.939	49.857
5	17.873	15.846	15.860	49.579
6	17.857	15.800	15.795	49.452
7	17.792	15.761	15.762	49.315
8	17.786	15.747	31.898	1:05.431

No.14 KUSSMAUL Jean-François				
Laps	Sector 1	Sector 2	Sector 3	Lap Time
1	22.825	16.496	15.927	55.248
2	18.140	16.035	16.072	50.247
3	18.021	15.842	15.953	49.816
4	17.841	15.997	15.664	49.502
5	18.009	15.728	15.556	49.293
6	17.715	15.761	16.505	49.981
7	17.675	15.697	15.565	48.937
8	17.604	15.576	15.531	48.711
9	17.523	15.508	15.502	48.533
10	17.543	15.618	15.582	48.743
11	17.534	15.552	15.572	48.658
12	17.890	15.680	15.383	48.953
13	17.540	15.453	15.476	48.469
14	17.462	15.518	15.513	48.493
15	17.639	15.493	15.528	48.660
16	17.744	15.642	15.795	49.181
17	18.285	15.623	15.528	49.436
18	17.468	15.457	15.520	48.445
19	17.520	15.541	15.478	48.539
20	17.794	15.564	15.673	49.031

No.18 VALET Sylvain				
Laps	Sector 1	Sector 2	Sector 3	Lap Time
1	22.018	16.428	16.114	54.560
2	18.364	16.698	15.846	50.908

Laps	Sector 1	Sector 2	Sector 3	Lap Time
3	17.928	16.052	16.463	50.443
4	18.488	16.024	15.673	50.185
5	17.868	15.988	15.852	49.708
6	17.858	16.510	15.850	50.218
7	17.700	15.867	15.763	49.330
8	17.894	15.852	15.661	49.407
9	17.683	15.788	15.499	48.970
10	17.609	15.785	15.486	48.880
11	17.576	15.832	15.836	49.244
12	17.679	15.915	16.483	50.077
13	17.779	15.719	15.784	49.282
14	17.719	15.669	15.586	48.974
15	17.498	15.734	15.628	48.860
16	17.564	15.825	15.633	49.022
17	17.595	15.765	16.125	49.485
18	18.064	15.688	15.859	49.611
19	17.561	15.745	15.516	48.822
20	17.546	15.709	15.824	49.079

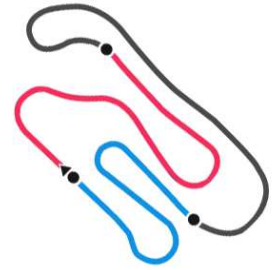
No.20 GABRIEL Julien				
Laps	Sector 1	Sector 2	Sector 3	Lap Time
1	31.536	16.485	16.083	1:04.104
2	17.966	16.157	16.045	50.168
3	18.029	15.939	15.949	49.917
4	17.744	15.819	16.024	49.587
5	17.782	15.744	16.027	49.553
6	17.604	15.772	15.953	49.329
7	17.442	15.882	15.705	49.029
8	17.484	15.630	15.650	48.764
9	17.794	15.751	16.018	49.563
10	17.757	15.771	15.480	49.008
11	17.637	15.553	15.597	48.787
12	17.548	15.784	15.591	48.923
13	17.510	15.641	15.719	48.870
14	17.456	15.560	15.580	48.596
15	17.404	15.625	15.560	48.589
16	17.391	15.697	15.511	48.599
17	17.434	15.754	15.642	48.830
18	17.738	15.841	15.508	49.087
19	17.820	15.597	15.885	49.302
20	17.929	15.662	15.801	49.392

No.21 MOINE Cindy				
Laps	Sector 1	Sector 2	Sector 3	Lap Time
1	28.529	17.369	16.529	1:02.427
2	18.728	16.396	16.185	51.309
3	18.406	16.201	16.112	50.719
4	18.537	16.287	16.017	50.841
5	18.286	16.090	16.025	50.401
6	18.247	15.938	15.962	50.147
7	18.068	16.002	16.013	50.083
8	18.286	16.004	19.693	53.983
9	19.169	16.383	16.096	51.648
10	18.338	15.948	15.855	50.141
11	18.205	16.080	15.840	50.125
12	18.158	15.985	15.970	50.113
13	18.190	15.988	15.796	49.974
14	18.122	15.982	15.897	50.001
15	18.070	15.923	15.889	49.882
16	18.363	15.950	15.926	50.239

No.25 CHARLES Kenny				
Laps	Sector 1	Sector 2	Sector 3	Lap Time
1	20.084	16.586	16.067	52.737
2	18.245	16.161	15.844	50.250
3	18.115	16.133	15.858	50.106
4	17.969	15.813	15.759	49.541
5	17.767	15.733	15.602	49.102
6	17.693	15.724	15.592	49.009
7	17.711	15.680	15.571	48.962
8	17.683	15.622	15.551	48.856

No.44 HARE Aston				
Laps	Sector 1	Sector 2	Sector 3	Lap Time
1	22.071	16.309	16.189	54.569
2	18.389	16.116	15.834	50.339
3	17.967	15.874	15.695	49.536
4	18.177	15.861	15.659	49.697
5	17.797	15.709	15.941	49.447
6	17.687	15.716	16.341	49.744
7	17.729	15.778	15.626	49.133
8	17.515	15.613	15.615	48.743
9	17.560	15.579	15.551	48.690
10	17.660	15.655	15.531	48.846
11	17.571	15.563	15.546	48.680
12	17.691	15.675	15.502	48.868





X30-Shifter

Final (F) Lap Time Analysis

For information purposes. No official / regulatory value

Laps	Sector 1	Sector 2	Sector 3	Lap Time
13	17.536	15.506	15.488	48.530
14	17.491	15.544	15.471	48.506
15	17.478	15.563	15.601	48.642
16	17.566	15.684	15.618	48.868
17	17.734	15.608	15.526	48.868
18	17.492	15.615	15.520	48.627
19	17.506	15.561	15.486	48.553
20	17.493	15.640	15.636	48.769

No.50 DELRE Thierry

1	19.914	16.337	16.057	52.308
2	18.319	16.299	16.083	50.701
3	18.057	15.835	15.881	49.773
4	17.712	15.784	15.665	49.161
5	17.725	15.604	15.524	48.853
6	17.655	15.629	15.455	48.739
7	17.624	15.585	15.480	48.689
8	17.609	15.554	15.436	48.599
9	17.442	15.489	15.398	48.329
10	17.514	15.519	15.427	48.460
11	17.684	15.454	15.417	48.555
12	17.678	15.588	15.338	48.604
13	17.545	15.555	15.385	48.485
14	17.415	15.471	15.385	48.271
15	17.600	15.531	15.338	48.469
16	17.592	15.474	15.383	48.449
17	17.622	15.411	15.376	48.409
18	17.559	15.462	15.375	48.396
19	17.618	15.450	15.318	48.386
20	17.520	15.464	15.465	48.449

No.52 GAY Sherman

1	24.607	16.470	16.514	57.591
2	18.460	16.140	16.313	50.913
3	18.004	15.988	16.377	50.369
4	18.080	15.990	16.195	50.265
5	18.347	15.918	16.121	50.386
6	18.201	15.677	15.882	49.760
7	17.906	15.871	15.775	49.552
8	17.832	15.806	15.840	49.478
9	17.848	15.797	16.481	50.126
10	18.105	15.817	15.669	49.591

Laps	Sector 1	Sector 2	Sector 3	Lap Time
11	19.103	15.944	15.700	50.747
12	18.082	15.789	15.847	49.718
13	17.910	15.788	15.819	49.517
14	17.771	15.878	15.797	49.446
15	17.826	15.856	15.837	49.519
16	17.889	15.798	15.751	49.438
17	17.745	15.807	15.717	49.269
18	17.801	15.778	15.729	49.308
19	17.813	15.751	15.743	49.307
20	17.844	15.813	15.732	49.389

No.53 CYPERS Thomas

1	20.120	16.673	16.326	53.119
2	18.127	16.204	15.826	50.157
3	17.941	15.823	15.679	49.443
4	17.666	15.813	15.670	49.149
5	17.552	15.707	15.668	48.927
6	17.616	15.744	15.556	48.916
7	17.636	15.704	15.499	48.839
8	17.955	15.604	15.605	49.164
9	17.472	15.594	15.619	48.685
10	17.652	15.585	15.577	48.814
11	17.573	15.599	15.598	48.770
12	17.743	15.549	15.599	48.891
13	17.550	15.621	15.715	48.886
14	17.610	15.587	15.640	48.837
15	17.568	15.680	15.632	48.880
16	17.530	15.619	15.599	48.748
17	17.605	15.543	15.612	48.760
18	17.518	15.543	15.777	48.838
19	17.654	15.658	15.592	48.904
20	17.562	15.626	15.629	48.817

No.66 LANZETTI Sebastian

1	21.374	16.379	16.351	54.104
2	18.213	16.276	16.865	51.354
3	18.839	16.396	15.932	51.167
4	17.945	15.877	15.810	49.632
5	17.877	15.817	15.764	49.458
6	17.775	15.761	15.856	49.392
7	18.034	15.728	15.834	49.596
8	17.768	15.814	15.815	49.397

Laps	Sector 1	Sector 2	Sector 3	Lap Time
9	17.588	15.609	15.736	48.933
10	17.938	15.680	15.671	49.289
11	17.710	15.610	15.692	49.012
12	17.564	15.831	15.869	49.264
13	17.832	15.684	15.787	49.303
14	17.683	15.686	16.002	49.371
15	17.752	15.601	15.567	48.920
16	17.621	15.706	15.704	49.031
17	17.591	15.726	15.940	49.257
18	17.812	15.665	15.902	49.379
19	17.608	15.658	15.939	49.205
20	17.584	15.669	15.897	49.150

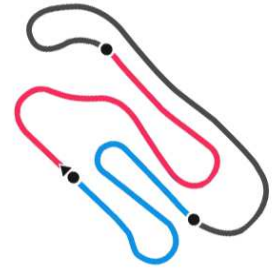
No.69 MORRIS Nicky

1	22.064	16.332	16.137	54.533
2	18.245	16.116	15.781	50.142
3	17.925	15.915	15.939	49.779
4	17.935	15.845	15.795	49.575
5	17.794	15.769	15.695	49.258
6	17.822	15.704	15.579	49.105
7	17.601	15.655	15.615	48.871
8	17.586	15.687	15.531	48.804
9	17.616	15.569	15.621	48.806
10	17.553	15.623	15.619	48.795
11	17.811	15.598	15.530	48.939
12	17.566	15.629	15.535	48.730
13	17.707	15.600	15.569	48.876
14	17.631	15.615	15.586	48.832
15	17.788	15.685	15.747	49.220
16	17.906	15.678	15.921	49.505
17	17.547	15.632	15.658	48.837
18	17.567	15.592	15.654	48.813
19	17.509	15.514	15.601	48.624
20	17.598	15.645	15.691	48.934

No.77 DEBBAS Karim

1	24.422	16.559	16.719	57.700
2	18.513	15.944	15.989	50.446
3	18.197	15.957	16.313	50.467
4	18.145	15.944	15.962	50.051
5	17.983	15.739	15.686	49.408
6	18.063	15.677	15.856	49.596





X30-Shifter

Final (F) Lap Time Analysis

For information purposes. No official / regulatory value

Laps	Sector 1	Sector 2	Sector 3	Lap Time	Laps	Sector 1	Sector 2	Sector 3	Lap Time	Laps	Sector 1	Sector 2	Sector 3	Lap Time
7	17.914	15.788	15.793	49.495	5	17.871	15.810	15.831	49.512	3	18.830	16.668	16.403	51.901
8	17.890	16.193	15.707	49.790	6	17.837	15.872	15.583	49.292	4	18.192	16.097	16.444	50.733
9	17.906	15.846	15.758	49.510	7	17.674	15.766	15.594	49.034	5	18.088	16.165	16.118	50.371
10	17.782	15.785	15.899	49.466	8	17.685	15.677	15.828	49.190	6	17.977	15.950	15.890	49.817
11	18.271	15.949	15.861	50.081	9	17.646	15.961	15.728	49.335	7	17.758	15.861	15.855	49.474
12	18.378	15.796	15.643	49.817	10	17.501	15.679	15.666	48.846	8	17.684	15.977	16.237	49.898
13	17.723	15.719	15.839	49.286	11	17.418	15.729	15.600	48.747	9	17.803	15.807	16.577	50.187
14	18.037	15.775	15.770	49.582	12	17.644	15.602	15.731	48.977	10	17.928	15.771	15.951	49.650
15	17.890	15.828	15.814	49.532	13	18.140	15.586	15.796	49.522	11	17.948	15.907	15.692	49.547
16	17.786	15.836	15.652	49.274	14	17.579	15.628	15.799	49.006	12	17.609	15.860	15.632	49.101
17	17.962	15.755	15.728	49.445	15	17.587	15.701	16.312	49.600	13	17.658	15.841	15.628	49.127
18	17.742	15.786	15.646	49.174	16	17.748	15.607	15.684	49.039	14	17.542	15.882	15.939	49.363
19	17.815	15.790	15.652	49.257	17	17.554	15.662	15.632	48.848	15	17.744	15.931	15.647	49.322
20	18.046	15.657	15.757	49.460	18	17.526	15.601	15.868	48.995	16	17.706	15.869	15.666	49.241
No.93 NUVOLINI Stephen					19	17.565	15.770	15.699	49.034	17	17.822	15.770	15.728	49.320
1	19.961	16.261	16.004	52.226	20	17.659	15.617	15.771	49.047	18	17.688	15.765	15.756	49.209
2	18.080	16.073	15.847	50.000	No.166 DE VITO Rodolphe					19	17.714	15.935	15.749	49.398
3	17.804	16.042	15.975	49.821	1				58.035	20	17.760	15.864	15.653	49.277
4	17.720	15.804	15.609	49.133	2				52.595					
5	17.578	15.686	15.524	48.788	3				50.627					
6	17.489	15.596	15.583	48.668	4				50.072					
7	17.438	15.635	15.556	48.629	5				50.649					
8	17.386	15.636	15.500	48.522	6				50.265					
9	17.462	15.569	15.430	48.461	7				50.034					
10	17.472	15.665	15.457	48.594	8				49.649					
11	17.404	15.582	15.435	48.421	9				49.668					
12	17.401	15.560	15.296	48.257	10				49.843					
13	17.318	15.507	15.338	48.163	11				49.808					
14	17.349	15.511	15.394	48.254	12				49.723					
15	17.340	15.586	15.518	48.444	13				49.487					
16	17.303	15.538	15.453	48.294	14				49.898					
17	17.395	15.527	15.436	48.358	15				49.716					
18	17.315	15.519	15.425	48.259	16				49.455					
19	17.313	15.691	15.464	48.468	17				49.516					
20	17.381	15.485	15.497	48.363	18				49.700					
No.98 VAREJES Trent					19				49.738					
1	23.131	16.889	16.654	56.674	20				49.445					
2	18.326	16.239	15.887	50.452	No.911 DAUGA Stéphane									
3	18.123	16.141	15.830	50.094	1	22.291	16.715	16.023	55.029					
4	17.862	16.823	15.883	50.568	2	18.275	16.235	16.841	51.351					



16	RENSBURG Luke Zanardi / X30 / Komet		15		
71	MOING Yannick CRG / X30 / Komet		14	4	CARNEIRO Rui Birel / X30 / Komet
52	GAY Sherman DR / X30 / Komet		13	5	PTACEK Petr Praga / X30 / Komet
98	VAREJES Trent Zanardi / X30 / Komet		12	21	MOINE Cindy Praga / X30 / Komet
77	DEBBAS Karim CRG / X30 / Komet		11	166	DE VITO Rodolphe DR / X30 / Komet
15	CONNOR Rogers Zanardi / X30 / Komet		10	911	DAUGA Stéphane Praga / X30 / Komet
10	TERENZI Maurice Kosmic / X30 / Komet		9	66	LANZETTI Sebastian Zanardi / X30 / Komet
94	COLDEFY Jason Birel / X30 / Komet		8	6	WAGNER Renato Praga / X30 / Komet
11	FERNANDEZ Antoine Tony-Kart / X30 / Komet		7	44	HARE Aston Zanardi / X30 / Komet
3	Teixeira Tiago Birel / X30 / Komet		6	14	KUSSMAUL Jean-François Tecno / X30 / Komet
69	MORRIS Nicky Merlin / X30 / Komet		5	2	PETRENKO Bogdan Praga / X30 / Komet
20	GABRIEL Julien Kosmic / X30 / Komet		4	18	VALET Sylvain Praga / X30 / Komet
25	CHARLES Kenny Merlin / X30 / Komet		3	53	CYPERS Thomas Sodi / X30 / Komet
93	NUVOLINI Stephen Praga / X30 / Komet		2	9	MARCHANDISE Laurent CRG / X30 / Komet
7	HALDER Mike Wild Kart / X30 / Komet		1	50	DELRE Thierry Formula K / X30 / Komet

POLE POSITION



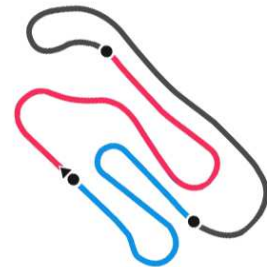
Start : 20/10 - 17:00 20 Laps = 25,000 Km

2013 Iame International Final (FRA) 18-20/10/2013

Page 1 / 1

Timing by Apex Timing

Apex Timing



X30-Shifter

Prefinal (PF) Results

Document 15.1 OFFICIAL

Subject to scrutineering & sporting investigations

Rnk	No.	Entrant	Driver	Nat	Equipment	Laps	Gap	Interv.	Best Lap
1	=	7 Wild Kart Racing Team	HALDER Mike		Wild Kart / X30 / Komet	15			59.026
2	=	50 Delre thierry	DELRE Thierry		Formula K / X30 / Komet	15	5.128	5.128	59.485
3		93 Action Karting	NUVOLINI Stephen		Praga / X30 / Komet	15	20.539	15.411	1:00.329
4		9 KCM	MARCHANDISE Laurent		CRG / X30 / Komet	15	22.466	1.927	1:00.607
5	=	25 CHARLES Kenny	CHARLES Kenny		Merlin / X30 / Komet	15	23.445	0.979	1:00.524
6		53 Koenig Marie-Chantal	CYPERS Thomas		Sodi / X30 / Komet	15	24.845	1.400	59.847
7		20 Idéal Kart	GABRIEL Julien		Kosmic / X30 / Komet	15	35.095	10.250	1:00.578
8		18 Valet	VALET Sylvain		Praga / X30 / Komet	15	36.987	1.892	1:01.311
9		69 Moris	MORRIS Nicky		Merlin / X30 / Komet	15	38.407	1.420	1:01.017
10		2 Praga Kart Racing	PETRENKO Bogdan		Praga / X30 / Komet	15	39.304	0.897	1:00.899
11		3 Goncalves Tiago	Teixeira Tiago		Birel / X30 / Komet	15	40.570	1.266	1:01.004
12		14 Kart Shop 67	KUSSMAUL Jean-François		Tecno / X30 / Komet	15	42.417	1.847	1:01.466
13		11 Fernandez	FERNANDEZ Antoine		Tony-Kart / X30 / Komet	15	46.231	3.814	1:01.590
14		44 Zanardi	HARE Aston		Zanardi / X30 / Komet	15	46.734	0.503	1:01.313
15		94 Team MSR	COLDEFY Jason		Birel / X30 / Komet	15	47.937	1.203	1:01.387
16		6 De Rada Wagner Gustavo	WAGNER Renato		Praga / X30 / Komet	15	49.874	1.937	1:01.153
17		10 Idéal Kart	TERENZI Maurice		Kosmic / X30 / Komet	15	50.621	0.747	1:01.102
18		66 JHB South Africa	LANZETTI Sebastian		Zanardi / X30 / Komet	15	55.592	4.971	1:01.192
19		15 Zanardi	CONNOR Rogers		Zanardi / X30 / Komet	15	57.575	1.983	1:02.314
20		911 Dauga Stéphane	DAUGA Stéphane		Praga / X30 / Komet	15	59.511	1.936	1:02.319
21		77 Debbas Karim	DEBBAS Karim		CRG / X30 / Komet	15	1:00.263	0.752	1:01.609
22	=	166 TK Racing	DE VITO Rodolphe		DR / X30 / Komet	15	1:01.474	1.211	1:01.213
23		98 Zanardi	VAREJES Trent		Zanardi / X30 / Komet	14	1 Lap	1 Lap	1:02.536
24		21 Moine Cindy	MOINE Cindy		Praga / X30 / Komet	11	4 Laps	3 Laps	1:03.392
25		52 DR Racing Kart France	GAY Sherman		DR / X30 / Komet	9	6 Laps	2 Laps	1:03.304
26		5 Praga Kart Racing	PTACEK Petr		Praga / X30 / Komet	7	8 Laps	2 Laps	1:04.272
27		71 Le Moing Yannick	MOING Yannick		CRG / X30 / Komet	6	9 Laps	1 Lap	1:03.729
28		4 Costa Rui	CARNEIRO Rui		Birel / X30 / Komet	0	15 Laps	6 Laps	
29		16 Zanardi	RENSBURG Luke		Zanardi / X30 / Komet	0	15 Laps	5.166	

Leaders : No.50 DELRE Thierry (1-1) / No.7 HALDER Mike (2-15)

Start Time : 20/10 - 12:53:39

Best Lap : No.7 HALDER Mike

59.026 76,23 Kph

Weather : Rainy Air : 16°C Track : Wet

Event Record : No.50 DELRE Thierry

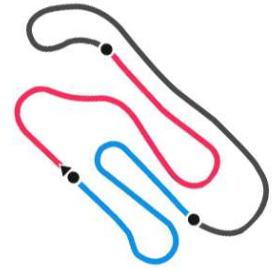
47.844 94,05 Kph

2013 Iame International Final (FRA) 18-20/10/2013

Timing by Apex Timing

Apex Timing





X30-Shifter

Prefinal (PF)

Lap Chart

For information purposes. No official / regulatory value

	1	2	3	4	5	6	7	8	9	10	11	12	13	14	15	16	17	18	19	20	21	22	23	24	25	26	27	28	29
Grid	7	50	9	93	25	2	18	69	3	44	14	20	66	53	X	911	15	11	98	6	52	166	16	77	94	10	21	71	5
Start	50	7	9	93	2	25	69	18	3	44	14	66	53	20	15	911	11	98	6	52	166	94	21	10	77	16	71	5	
Lap 1 Interval	50	7	93	9	25	69	2	44	18	14	53	3	66	20	911	11	15	6	94	98	21	10	77	71	5	52	166		
Lap 2	7	50	93	9	25	69	14	44	2	18	53	3	20	66	11	911	6	15	10	94	98	21	71	5	52	77	166		
Lap 3	7	50	93	9	25	69	14	44	2	18	3	53	66	20	11	6	911	15	94	10	98	21	71	52	5	77	166		
Lap 4	7	50	93	9	69	25	14	18	53	44	2	20	66	11	3	6	94	15	10	911	98	21	71	52	77	5	166		
Lap 5	7	50	93	9	25	69	53	14	18	44	2	20	66	11	3	6	15	94	10	911	98	21	52	77	166	5	71		
Lap 6	7	50	93	9	25	69	53	18	14	2	44	20	66	3	11	94	6	15	10	911	98	21	77	52	166	5	71	14.6	
Lap 7	7	50	93	9	25	69	53	18	14	2	20	3	11	44	94	66	6	15	10	911	98	21	77	52	166	X			
Lap 8	7	50	93	9	25	69	53	18	14	20	2	3	11	44	94	6	15	10	911	98	66	77	21	166	52				
Lap 9	7	50	93	9	25	53	69	18	14	20	2	3	11	44	94	6	15	10	911	98	66	77	21	166	X				
Lap 10	7	50	93	9	25	53	69	18	20	14	2	3	11	44	94	6	10	15	911	66	98	77	166	21					
Lap 11	7	50	93	9	25	53	69	18	20	14	2	3	11	44	94	6	10	15	66	911	98	77	166	X					
Lap 12	7	50	93	9	25	53	69	18	20	14	2	3	11	44	94	6	10	15	66	911	77	98	166						
Lap 13	7	50	93	9	25	53	69	18	20	2	14	3	11	44	94	6	10	15	66	911	77	166	98						
Lap 14	7	50	93	9	25	53	20	18	69	2	3	14	11	44	94	6	10	66	15	911	77	166	98						
Lap 15	7	50	93	9	25	53	20	18	69	2	3	14	11	44	94	6	10	66	15	911	77	166							

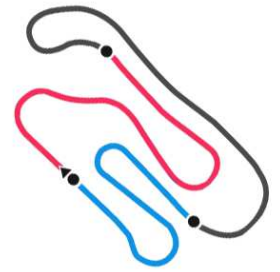


X30-Shifter

Prefinal (PF) Lap Time Analysis

For information purposes. No official / regulatory value

Laps	Sector 1	Sector 2	Sector 3	Lap Time	Laps	Sector 1	Sector 2	Sector 3	Lap Time	Laps	Sector 1	Sector 2	Sector 3	Lap Time
No.2 PETRENKO Bogdan					No.6 WAGNER Renato					No.10 TEREZI Maurice				
1	24.279	20.686	19.608	1:04.573	1	25.195	21.312	20.455	1:06.962	1	26.643	21.519	19.830	1:07.992
2	22.678	20.981	19.540	1:03.199	2	23.223	20.714	19.541	1:03.478	2	22.905	21.061	19.427	1:03.393
3	22.457	20.620	19.635	1:02.712	3	23.102	20.561	19.585	1:03.248	3	22.340	21.026	20.270	1:03.636
4	22.528	20.882	19.835	1:03.245	4	23.022	20.464	19.393	1:02.879	4	22.780	20.600	19.608	1:02.988
5	22.139	20.119	19.909	1:02.167	5	22.846	20.534	20.304	1:03.684	5	22.225	20.671	19.718	1:02.614
6	22.629	20.143	18.889	1:01.661	6	23.858	20.368	20.367	1:04.593	6	23.610	20.712	20.311	1:04.633
7	22.632	19.909	19.378	1:01.919	7	22.532	20.176	19.297	1:02.005	7	22.689	20.451	19.082	1:02.222
8	22.163	20.777	19.258	1:02.198	8	22.732	20.275	18.986	1:01.993	8	22.641	20.488	19.158	1:02.287
9	22.088	19.847	19.710	1:01.645	9	22.067	20.294	19.289	1:01.650	9	22.283	20.952	19.453	1:02.688
10	22.453	19.964	19.466	1:01.883	10	22.431	20.191	19.150	1:01.772	10	22.032	20.273	18.800	1:01.105
11	22.272	20.036	19.270	1:01.578	11	21.916	20.063	19.174	1:01.153	11	21.973	20.470	18.954	1:01.397
12			19.242	1:01.924	12			19.404	1:02.353	12			18.904	1:01.102
13			19.199	1:01.170	13			18.795	1:01.627	13			19.233	1:01.771
14			19.076	1:01.714	14			19.150	1:01.902	14			19.482	1:02.022
15			19.026	1:00.899	15			19.232	1:01.761	15			19.424	1:01.524
No.3 Teixeira Tiago					No.7 HALDER Mike					No.11 FERNANDEZ Antoine				
1	24.764	21.599	19.535	1:05.898	1	22.908	19.902	18.715	1:01.525	1	25.833	21.309	19.700	1:06.842
2	22.061	20.855	19.449	1:02.365	2	21.356	19.971	18.542	59.869	2	23.080	20.570	19.444	1:03.094
3	22.290	20.368	19.882	1:02.540	3	21.148	19.815	18.524	59.487	3	22.609	20.473	19.841	1:02.923
4	22.271	25.009	18.883	1:06.163	4	21.159	19.832	18.402	59.393	4	22.396	20.565	19.486	1:02.447
5	22.143	20.310	19.031	1:01.484	5	21.213	19.723	18.315	59.251	5	22.180	20.286	19.180	1:01.646
6	22.295	20.279	19.199	1:01.773	6	21.136	19.826	18.321	59.283	6	22.350	20.796	19.366	1:02.512
7	22.208	20.334	19.621	1:02.163	7	21.240	19.844	18.251	59.335	7	22.326	20.514	19.778	1:02.618
8	21.694	20.260	19.050	1:01.004	8	21.366	19.756	18.309	59.431	8	22.138	20.680	19.508	1:02.326
9	22.018	20.041	19.047	1:01.106	9	21.336	19.522	18.181	59.039	9	22.317	20.239	19.346	1:01.902
10	21.789	20.324	19.121	1:01.234	10	21.243	19.701	18.175	59.119	10	22.158	20.297	19.259	1:01.714
11	21.926	20.112	19.050	1:01.088	11	21.137	20.192	18.154	59.483	11	21.953	20.278	19.359	1:01.590
12			18.992	1:01.898	12			18.095	59.192	12			19.166	1:01.729
13			18.940	1:01.558	13			18.864	1:00.431	13			19.432	1:02.066
14			19.168	1:01.821	14			18.225	59.026					
15			19.123	1:01.129	15			18.463	59.980					
No.5 PTACEK Petr					No.9 MARCHANDISE Laurent									
1	26.716	22.976	20.960	1:10.652	1	23.357	20.153	18.969	1:02.479					
2	23.117	21.197	20.754	1:05.068	2	21.472	19.972	19.183	1:00.627					
3	22.608	21.001	21.221	1:04.830	3	21.971	20.141	19.168	1:01.280					
4	23.623	21.305	20.762	1:05.690	4	21.858	20.138	18.993	1:00.989					
5	24.043	20.978	20.574	1:05.595	5	21.834	20.131	18.892	1:00.857					
6	22.896	20.971	20.405	1:04.272										



X30-Shifter

Prefinal (PF) Lap Time Analysis

For information purposes. No official / regulatory value

Laps	Sector 1	Sector 2	Sector 3	Lap Time
14			19.463	1:02.132
15			19.740	1:02.289

No.14 KUSSMAUL Jean-François

Laps	Sector 1	Sector 2	Sector 3	Lap Time
1	24.112	20.824	20.002	1:04.938
2	21.966	20.328	19.172	1:01.466
3	22.436	20.398	19.326	1:02.160
4	22.558	20.411	19.123	1:02.092
5	22.292	20.432	19.434	1:02.158
6	22.169	20.359	20.139	1:02.667
7	22.117	20.094	19.368	1:01.579
8	22.276	20.311	19.337	1:01.924
9	22.407	20.457	19.218	1:02.082
10	22.312	20.708	19.011	1:02.031
11	22.873	20.345	18.959	1:02.177
12			19.030	1:01.961
13			18.905	1:01.875
14			19.334	1:03.049
15			19.014	1:02.552

No.15 CONNOR Rogers

Laps	Sector 1	Sector 2	Sector 3	Lap Time
1	25.718	21.266	20.454	1:07.438
2	23.077	21.477	19.559	1:04.113
3	22.915	20.815	20.173	1:03.903
4	22.420	20.494	20.171	1:03.085
5	22.346	20.566	19.726	1:02.638
6	23.891	20.524	20.238	1:04.653
7	22.584	20.634	19.233	1:02.451
8	22.688	20.439	19.258	1:02.385
9	22.578	20.485	19.251	1:02.314
10	22.302	20.990	19.080	1:02.372
11	22.476	21.238	19.370	1:03.084
12			19.670	1:02.774
13			19.273	1:02.582
14			19.223	1:03.026
15			19.368	1:02.677

No.18 VALET Sylvain

Laps	Sector 1	Sector 2	Sector 3	Lap Time
1	24.678	20.995	19.760	1:05.433
2	22.556	20.517	19.234	1:02.307
3	22.508	20.605	19.564	1:02.677
4	22.182	20.315	19.311	1:01.808

Laps	Sector 1	Sector 2	Sector 3	Lap Time
5	22.069	20.234	19.469	1:01.772
6	22.044	20.243	19.233	1:01.520
7	21.922	20.368	19.021	1:01.311
8	22.277	20.216	19.075	1:01.568
9	22.060	20.272	19.102	1:01.434
10	22.301	20.039	19.340	1:01.680
11	22.311	20.025	19.038	1:01.374
12			19.257	1:01.552
13			19.229	1:01.566
14			19.117	1:02.233
15			19.266	1:01.655

No.20 GABRIEL Julien

Laps	Sector 1	Sector 2	Sector 3	Lap Time
1	25.207	21.181	19.926	1:06.314
2	22.467	20.593	19.115	1:02.175
3	22.710	20.343	19.552	1:02.605
4	22.651	20.481	19.304	1:02.436
5	22.378	19.824	19.144	1:01.346
6	22.920	20.047	19.243	1:02.210
7	22.299	19.828	19.185	1:01.312
8	22.361	20.133	19.176	1:01.670
9	22.135	20.087	19.492	1:01.714
10	21.928	20.002	19.005	1:00.935
11	22.336	19.915	19.049	1:01.300
12			19.323	1:00.901
13			18.999	1:00.578
14			18.809	1:00.709
15			19.042	1:00.953

No.21 MOINE Cindy

Laps	Sector 1	Sector 2	Sector 3	Lap Time
1	25.828	21.849	20.103	1:07.780
2	24.130	21.515	20.285	1:05.930
3	23.269	20.984	20.132	1:04.385
4	23.227	20.735	19.688	1:03.650
5	22.935	20.839	19.693	1:03.467
6	22.922	20.778	19.692	1:03.392
7	22.819	20.731	19.942	1:03.492
8	23.153	20.811	20.548	1:04.512
9	22.901	21.015	19.938	1:03.854
10	23.225	20.724	19.689	1:03.638
11	22.990	20.747	20.232	1:03.969

No.25 CHARLES Kenny

Laps	Sector 1	Sector 2	Sector 3	Lap Time
1	23.231	20.345	19.433	1:03.009
2	21.871	20.206	19.123	1:01.200
3	21.906	20.136	19.103	1:01.145
4	22.176	20.408	19.482	1:02.066
5	22.123	20.180	18.960	1:01.263
6	21.620	20.136	18.768	1:00.524
7	21.832	20.189	18.809	1:00.830
8	21.721	20.125	18.806	1:00.652
9	21.717	20.145	18.874	1:00.736
10	21.854	20.086	18.831	1:00.771
11	21.922	20.241	18.875	1:01.038
12			18.670	1:00.553
13			18.761	1:00.823
14			18.823	1:00.878
15			18.797	1:01.090

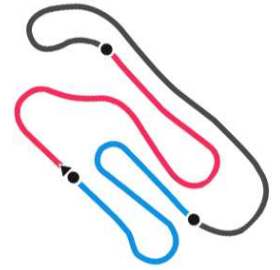
No.44 HARE Aston

Laps	Sector 1	Sector 2	Sector 3	Lap Time
1	23.962	20.890	19.518	1:04.370
2	22.396	20.479	19.641	1:02.516
3	22.357	20.622	19.741	1:02.720
4	22.305	20.310	20.313	1:02.928
5	22.319	20.242	20.046	1:02.607
6	22.518	19.990	19.548	1:02.056
7	27.634	20.382	20.406	1:08.422
8	22.087	20.340	19.495	1:01.922
9	22.278	20.069	18.966	1:01.313
10	22.084	20.623	19.090	1:01.797
11	22.165	20.302	19.413	1:01.880
12			19.238	1:01.664
13			19.433	1:01.967
14			19.423	1:01.560
15			19.459	1:01.536

No.50 DELRE Thierry

Laps	Sector 1	Sector 2	Sector 3	Lap Time
1	22.590	20.145	18.543	1:01.278
2	21.292	20.301	18.917	1:00.510
3	21.412	20.145	18.571	1:00.128
4	21.454	20.102	18.464	1:00.020
5	21.291	20.106	18.517	59.914
6	21.214	20.245	18.335	59.794





X30-Shifter

Prefinal (PF) Lap Time Analysis

For information purposes. No official / regulatory value

Laps	Sector 1	Sector 2	Sector 3	Lap Time	Laps	Sector 1	Sector 2	Sector 3	Lap Time	Laps	Sector 1	Sector 2	Sector 3	Lap Time
7	21.300	19.987	18.393	59.680	4	22.871	20.942	19.345	1:03.158	4	23.320	21.268	19.214	1:03.802
8	21.264	19.988	18.313	59.565	5	22.594	20.549	19.375	1:02.518	5	22.530	20.677	19.407	1:02.614
9	21.267	19.936	18.282	59.485	6	22.415	20.740	19.238	1:02.393	6	22.843	20.650	18.737	1:02.230
10	21.427	20.237	18.315	59.979	7	22.101	20.091	25.108	1:07.300	7	22.559	20.544	19.076	1:02.179
11	21.361	20.187	18.276	59.824	8	29.730	20.053	19.651	1:09.434	8	22.665	20.727	19.820	1:03.212
12			18.196	59.712	9	22.245	19.967	19.970	1:02.182	9	22.268	20.430	19.463	1:02.161
13			18.319	59.740	10	22.029	20.118	19.332	1:01.479	10	22.272	20.449	19.105	1:01.826
14			18.388	59.637	11	22.174	20.044	18.974	1:01.192	11	22.449	20.198	18.962	1:01.609
15			18.233	59.933	12			19.372	1:01.698	12			18.943	1:02.114
No.52 GAY Sherman					13			19.249	1:02.344	13			19.229	1:01.852
1	31.514	21.073	19.966	1:12.553	14			19.320	1:02.168	14			19.129	1:02.397
2	23.174	21.109	20.400	1:04.683	15			19.106	1:01.224	15			19.233	1:02.831
3	22.894	20.979	20.682	1:04.555	No.69 MORRIS Nicky					No.93 NUVOLINI Stephen				
4	22.781	21.076	19.645	1:03.502	1	23.874	20.420	18.980	1:03.274	1	22.950	19.847	18.969	1:01.766
5	22.719	20.727	19.921	1:03.367	2	21.796	20.068	19.360	1:01.224	2	21.539	20.148	18.821	1:00.508
6	22.907	21.536	19.743	1:04.186	3	21.797	20.132	19.088	1:01.017	3	21.757	19.978	18.977	1:00.712
7	23.122	20.444	20.047	1:03.613	4	21.525	20.873	19.122	1:01.520	4	21.885	20.383	19.142	1:01.410
8	22.658	20.510	20.136	1:03.304	5	21.908	20.135	19.775	1:01.818	5	21.860	20.435	18.954	1:01.249
9	27.610	21.116	20.013	1:08.739	6	22.072	20.374	19.224	1:01.670	6	21.734	20.097	18.944	1:00.775
No.53 CYPERS Thomas					7	21.971			1:01.734	7	21.838	20.079	19.051	1:00.968
1	24.286	21.074	19.768	1:05.128	8	22.125	20.678	19.432	1:02.235	8	21.780	20.108	18.927	1:00.815
2	22.738	20.508	19.079	1:02.325	9	22.225	20.741	19.290	1:02.256	9	21.719	20.314	18.947	1:00.980
3	22.390	20.774	19.718	1:02.882	10	22.394	20.425	19.069	1:01.888	10	21.842	19.969	19.006	1:00.817
4	21.906	20.302	19.074	1:01.282	11	22.414	20.783	19.278	1:02.475	11	21.978	20.046	18.951	1:00.975
5	22.105	20.087	18.769	1:00.961	12	22.424	20.761	19.276	1:02.461	12			19.018	1:01.227
6	21.487	19.941	18.774	1:00.202	13			19.370	1:01.962	13			19.016	1:00.728
7	21.506	19.969	19.296	1:00.771	14			19.327	1:03.813	14			18.870	1:00.790
8	21.741	20.264	19.185	1:01.190	15			19.294	1:01.965	15			18.732	1:00.329
9	21.484	20.126	18.927	1:00.537	No.71 MOING Yannick					No.94 COLDEFY Jason				
10	21.456	20.209	18.631	1:00.296	1	26.440	22.311	20.320	1:09.071	1	25.712	21.522	19.786	1:07.020
11	21.239	19.884	18.724	59.847	2	23.063	21.537	20.598	1:05.198	2	22.528	23.251	19.176	1:04.955
12			18.664	1:00.480	3	23.131	21.477	21.155	1:05.763	3	22.455	20.759	19.497	1:02.711
13			18.867	1:00.233	4	22.920	20.837	19.972	1:03.729	4	22.676	20.503	19.195	1:02.374
14			18.917	1:00.537	5	30.627	21.611	20.905	1:13.143	5	22.345	20.762	20.236	1:03.343
15			18.756	1:00.243	6	32.006	21.285	20.713	1:14.004	6	22.615	20.360	19.017	1:01.992
No.66 LANZETTI Sebastian					No.77 DEBBAS Karim					7				
1	24.805	21.406	20.087	1:06.298	1	27.363	21.645	19.906	1:08.914	7	22.221	20.450	19.191	1:01.862
2	22.403	20.149	19.855	1:02.407	2	23.347	21.340	24.937	1:09.624	8	22.338	20.208	19.660	1:02.206
3	22.296	20.223	19.431	1:01.950	3	22.364	21.214	19.960	1:03.538	9	22.383	20.270	19.514	1:02.167
										10				
										22.128				
										20.421				
										19.376				
										1:01.721				
										11				
										22.196				
										20.327				
										19.198				



X30-Shifter

Prefinal (PF) Lap Time Analysis

For information purposes. No official / regulatory value

Laps	Sector 1	Sector 2	Sector 3	Lap Time	Laps	Sector 1	Sector 2	Sector 3	Lap Time
12			18.967	1:01.914	4	23.884	21.065	19.584	1:04.533
13			18.966	1:01.600	5	23.106	20.763	19.713	1:03.582
14			19.144	1:01.751	6	22.793	21.096	19.825	1:03.714
15			18.913	1:01.387	7	23.055	20.618	19.554	1:03.227

No.98 VAREJES Trent

1	25.835	21.498	20.572	1:07.905
2	22.857	22.063	19.811	1:04.731
3	22.877	20.847	19.576	1:03.300
4	23.146	21.215	19.540	1:03.901
5	22.936	20.898	19.467	1:03.301
6	22.996	20.989	19.565	1:03.550
7	23.577	20.668	19.088	1:03.333
8	22.591	20.980	19.694	1:03.265
9	22.419	20.697	19.774	1:02.890
10	22.054	21.061	19.421	1:02.536
11	22.519	20.872	19.378	1:02.769
12			20.234	1:03.633
13			20.048	1:03.194
14			19.302	1:02.809

8	22.417	20.725	19.896	1:03.038
9	22.368	20.763	19.576	1:02.707
10	22.282	20.418	19.659	1:02.359
11	22.279	20.507	19.533	1:02.319
12			19.250	1:02.745
13			19.727	1:03.032
14			19.301	1:02.453
15			19.274	1:02.351

No.166 DE VITO Rodolphe

1				1:21.628
2				1:02.877
3				1:02.705
4				1:02.242
5				1:02.596
6				1:02.340
7				1:02.365
8				1:02.575
9				1:01.548
10				1:01.326
11				1:01.773
12				1:01.664
13				1:02.051
14				1:01.213
15				1:03.626

No.911 DAUGA Stéphane

1	25.178	21.309	20.177	1:06.664
2	23.091	21.044	19.996	1:04.131
3	23.115	20.925	20.322	1:04.362

5	PTACEK Petr Praga / X30 / Komet		15		
21	MOINE Cindy Praga / X30 / Komet		14	71	MOING Yannick CRG / X30 / Komet
94	COLDEFY Jason Birel / X30 / Komet		13	10	TERENZI Maurice Kosmic / X30 / Komet
16	RENSBURG Luke Zanardi / X30 / Komet		12	77	DEBBAS Karim CRG / X30 / Komet
52	GAY Sherman DR / X30 / Komet		11	166	DE VITO Rodolphe DR / X30 / Komet
98	VAREJES Trent Zanardi / X30 / Komet		10	6	WAGNER Renato Praga / X30 / Komet
15	CONNOR Rogers Zanardi / X30 / Komet		9	11	FERNANDEZ Antoine Tony-Kart / X30 / Komet
4	CARNEIRO Rui Birel / X30 / Komet		8	911	DAUGA Stéphane Praga / X30 / Komet
66	LANZETTI Sebastian Zanardi / X30 / Komet		7	53	CYPERS Thomas Sodi / X30 / Komet
14	KUSSMAUL Jean-François Tecno / X30 / Komet		6	20	GABRIEL Julien Kosmic / X30 / Komet
3	Teixeira Tiago Birel / X30 / Komet		5	44	HARE Aston Zanardi / X30 / Komet
18	VALET Sylvain Praga / X30 / Komet		4	69	MORRIS Nicky Merlin / X30 / Komet
25	CHARLES Kenny Merlin / X30 / Komet		3	2	PETRENKO Bogdan Praga / X30 / Komet
9	MARCHANDISE Laurent CRG / X30 / Komet		2	93	NUVOLINI Stephen Praga / X30 / Komet
7	HALDER Mike Wild Kart / X30 / Komet		1	50	DELRE Thierry Formula K / X30 / Komet

POLE POSITION



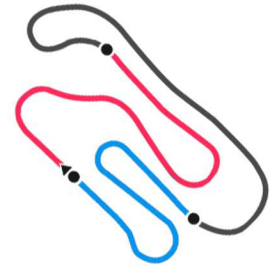
Start : 20/10 - 12:00 15 Laps = 18,750 Km

2013 Iame International Final (FRA) 18-20/10/2013

Page 1 / 1

Timing by Apex Timing

Apex Timing



QUALIFYING HEATS

IAME INTERNATIONAL FINAL

JOIN THE EVENT OF THE YEAR!

October 17th/20st - 2013

ACTUA
CIRCUIT DE LYON

WWW.X30WORLD.COM/IAME.INTERNATIONAL.FINAL

X30 X30 X30 X30

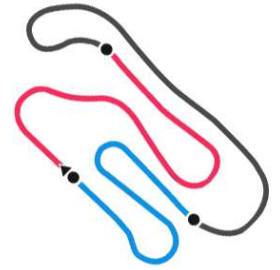
INFO: K.C. Pays d'Olmec et Mirepoix - Karting Circuit La Plana - 09600 Algaes-Yves - France
Mail: victoryconcept@hotmail.com - Phone: +33 (0)5 63 54 86 74 / +33 (0)6 85 10 95 92

OFFICIAL SPONSOR

freem komet IAME stilo WZAD OIL

The heart of kart





X30-Shifter

Qualifying Heats (QH) Results

Document 12.1 OFFICIAL

Subject to scrutineering & sporting investigations

Rnk	No.	Entrant	Driver	Nat	Equipment	QP	QH1	QH2	QH3	Points
1	7	Wild Kart Racing Team	HALDER Mike		Wild Kart / X30 / Komet	2	4	0	0	4
2	50	Delre thierry	DELRE Thierry		Formula K / X30 / Komet	1	0	3	2	5
3	9	KCM	MARCHANDISE Laurent		CRG / X30 / Komet	5	6	4	3	13
4	93	Action Karting	NUVOLINI Stephen		Praga / X30 / Komet	3	2	2	13	17
5	25	CHARLES Kenny	CHARLES Kenny		Merlin / X30 / Komet	4	3	10	4	17
6	2	Praga Kart Racing	PETRENKO Bogdan		Praga / X30 / Komet	6	9	8	5	22
7	18	Valet	VALET Sylvain		Praga / X30 / Komet	8	11	5	7	23
8	69	Moris	MORRIS Nicky		Merlin / X30 / Komet	12	13	7	8	28
9	3	Goncalves Tiago	Teixeira Tiago		Birel / X30 / Komet	13	10	9	11	30
10	44	Zanardi	HARE Aston		Zanardi / X30 / Komet	7	15	14	6	35
11	14	Kart Shop 67	KUSSMAUL Jean-François		Tecno / X30 / Komet	10	5	6	29	40
12	20	Idéal Kart	GABRIEL Julien		Kosmic / X30 / Komet	9	8	27	9	44
13	66	JHB South Africa	LANZETTI Sebastian		Zanardi / X30 / Komet	15	12	21	12	45
14	53	Koenig Marie-Chantal	CYPERS Thomas		Sodi / X30 / Komet	11	7	31	10	48
15	4	Costa Rui	CARNEIRO Rui		Birel / X30 / Komet	21	19	13	17	49
16	911	Dauga Stéphane	DAUGA Stéphane		Praga / X30 / Komet	19	22	15	14	51
17	15	Zanardi	CONNOR Rogers		Zanardi / X30 / Komet		16	18	18	52
18	11	Fernandez	FERNANDEZ Antoine		Tony-Kart / X30 / Komet	16	14	12	27	53
19	98	Zanardi	VAREJES Trent		Zanardi / X30 / Komet	14	17	11	26	54
20	6	De Rada Wagner Gustavo	WAGNER Renato		Praga / X30 / Komet	22	25	16	15	56
21	52	DR Racing Kart France	GAY Sherman		DR / X30 / Komet	20	23	19	16	58
22	166	TK Racing	DE VITO Rodolphe		DR / X30 / Komet	17	21	17	22	60
23	16	Zanardi	RENSBURG Luke		Zanardi / X30 / Komet	23	20	23	21	64
24	77	Debbas Karim	DEBBAS Karim		CRG / X30 / Komet	18	24	24	19	67
25	94	Team MSR	COLDEFY Jason		Birel / X30 / Komet	24	18	30	20	68
26	10	Idéal Kart	TERENZI Maurice		Kosmic / X30 / Komet	26	26	20	23	69
27	21	Moine Cindy	MOINE Cindy		Praga / X30 / Komet	27	28	22	25	75
28	71	Le Moing Yannick	MOING Yannick		CRG / X30 / Komet	25	27	26	24	77
29	5	Praga Kart Racing	PTACEK Petr		Praga / X30 / Komet	28	29	25	28	82



X30-Shifter

Qualifying Heat 3 (QH3) Results

Document 11.2

Subject to scrutineering & sporting investigations

Rnk	No.	Entrant	Driver	Nat	Equipment	Laps	Gap	Interv.	Best Lap	Penalty	Points
1	▲1	7	Wild Kart Racing Team	HALDER Mike	Wild Kart / X30 / Komet	10			48.301		0
2	▼1	50	Delre thierry	DELRE Thierry	Formula K / X30 / Komet	10	0.294	0.294	48.238		2
3	▲2	9	KCM	MARCHANDISE Laurent	CRG / X30 / Komet	10	0.533	0.239	48.231		3
4	▬	25	CHARLES Kenny	CHARLES Kenny	Merlin / X30 / Komet	10	0.754	0.221	48.247		4
5	▲1	2	Praga Kart Racing	PETRENKO Bogdan	Praga / X30 / Komet	10	0.940	0.186	48.319		5
6	▲1	44	Zanardi	HARE Aston	Zanardi / X30 / Komet	10	1.775	0.835	48.400		6
7	▲1	18	Valet	VALET Sylvain	Praga / X30 / Komet	10	2.173	0.398	48.454		7
8	▲4	69	Moris	MORRIS Nicky	Merlin / X30 / Komet	10	5.363	3.190	48.339		8
9	▬	20	Idéal Kart	GABRIEL Julien	Kosmic / X30 / Komet	10	5.858	0.495	48.658		9
10	▲1	53	Koenig Marie-Chantal	CYPERS Thomas	Sodi / X30 / Komet	10	6.992	1.134	48.603		10
11	▲2	3	Goncalves Tiago	Teixeira Tiago	Birel / X30 / Komet	10	8.382	1.390	48.599		11
12	▲3	66	JHB South Africa	LANZETTI Sebastian	Zanardi / X30 / Komet	10	8.510	0.128	48.581		12
13	▼10	93	Action Karting	NUVOLINI Stephen	Praga / X30 / Komet	10	9.742	1.232	48.183	+10.000	13
14	▲5	911	Dauga Stéphane	DAUGA Stéphane	Praga / X30 / Komet	10	12.588	2.846	48.968		14
15	▲7	6	De Rada Wagner Gustavo	WAGNER Renato	Praga / X30 / Komet	10	14.888	2.300	49.113		15
16	▲4	52	DR Racing Kart France	GAY Sherman	DR / X30 / Komet	10	15.598	0.710	49.271		16
17	▲4	4	Costa Rui	CARNEIRO Rui	Birel / X30 / Komet	10	15.921	0.323	48.987		17
18	▲11	15	Zanardi	CONNOR Rogers	Zanardi / X30 / Komet	10	16.024	0.103	48.909		18
19	▼1	77	Debbas Karim	DEBBAS Karim	CRG / X30 / Komet	10	18.138	2.114	49.167		19
20	▲4	94	Team MSR	COLDEFY Jason	Birel / X30 / Komet	10	18.572	0.434	48.980		20
21	▲2	16	Zanardi	RENSBURG Luke	Zanardi / X30 / Komet	10	20.610	2.038	49.173		21
22	▼5	166	TK Racing	DE VITO Rodolphe	DR / X30 / Komet	10	21.521	0.911	49.125		22
23	▲3	10	Idéal Kart	TERENZI Maurice	Kosmic / X30 / Komet	10	22.866	1.345	49.448		23
24	▲1	71	Le Moing Yannick	MOING Yannick	CRG / X30 / Komet	10	23.396	0.530	49.678		24
25	▲2	21	Moine Cindy	MOINE Cindy	Praga / X30 / Komet	10	23.881	0.485	49.753		25
26	▼12	98	Zanardi	VAREJES Trent	Zanardi / X30 / Komet	10	26.319	2.438	48.983	+10.000	26
27	▼11	11	Fernandez	FERNANDEZ Antoine	Tony-Kart / X30 / Komet	10	32.926	6.607	49.099		27
28	▬	5	Praga Kart Racing	PTACEK Petr	Praga / X30 / Komet	10	33.689	0.763	50.730		28
29	▼19	14	Kart Shop 67	KUSSMAUL Jean-François	Tecno / X30 / Komet	8	2 Laps	2 Laps	48.348		29

No.93 NUVOLINI Stephen : 10 sec time penalty for bad manoeuvre (art 2.24 CIK General Prescriptions). According to Stewards' Decision No.38.

No.98 VAREJES Trent : 10 sec time penalty for bad manoeuvre (art 2.24 CIK General Prescriptions). According to Stewards' Decision No.34.

Leaders : No.93 NUVOLINI Stephen (1-3) / No.7 HALDER Mike (4-8) / No.93 NUVOLINI Stephen (9-10)

Start Time : 19/10 - 15:23:10

Best Lap : No.93 NUVOLINI Stephen 48.183 93,39 Kph

Weather : Cloudy Air : 22°C Track : Dry

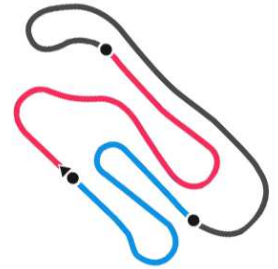
Event Record : No.50 DELRE Thierry 47.844 94,05 Kph

2013 Iame International Final (FRA) 18-20/10/2013

Page 1 / 1

Timing by Apex Timing

Apex Timing



DOCUMENT N° 38
DÉCISION DES COMMISSAIRES SPORTIFS
STEWARDS' DECISION

PÉNALITÉ INFLIGÉE AU CONCURRENT (NOM) : **Action Karting**
 PENALTY INFLICTED UPON THE ENTRANT (NAME):
 NATIONALITÉ / NATIONALITY:
 N°: **93** PILOTE : **NUVOLINI Stephen**
 No.: DRIVER :

Concerne la partie de l'Épreuve : **X30-Shifter - Qualifying Heat 3**
 Concerns the part of the event:

ÉNONCÉ / STATEMENT:
10 sec time penalty in the above session concerned

MOTIF / REASON:
 The Driver concerned was involved in an incident. In the Heat/Race concerned in 8 lap he pushed the kart in front of him an following of this manoevre he takes an advantage (proved by relevant video sequence). Having considered the video and after hearing the Entrant concerned, the Stewards assess this manoevre as an incident according art 2.24 CIK GP. This decision is made in application of art. 2.24 CIK GP and art. 153 ISC

Décision annoncée Date / Date: **19/10/2013** Heure / Time: **16:28**
 Decision announced

Nom / Name Signature

Président du Collège / Chairman of the Panel:
Bernard Navarro (FRA) :

Membres du Collège / Members of the Panel:
Hervé Lemenager (FRA) :

Jean-Claude Sanchez (FRA) :

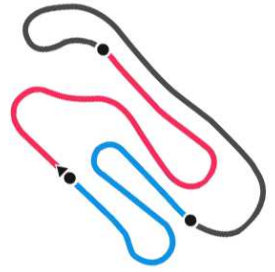
NOTIFICATION AU CONCURRENT CONCERNÉ / NOTIFICATION TO THE RELEVANT ENTRANT

Je soussigné :
 I undersigned: Nom personnel / personal name

Représentant du Concurrent : **Action Karting**
 Representing the Entrant: Nom du Concurrent / Entrant's name

Certifie avoir reçu notification du document N° **38** des Commissaires Sportifs de l'Épreuve.
 Certify that I have been notified of document No. by the Stewards of the Meeting.

Date : Heure / Time: Signature :



DOCUMENT N° 35
DÉCISION DES COMMISSAIRES SPORTIFS
STEWARDS' DECISION

PÉNALITÉ INFLIGÉE AU CONCURRENT (NOM) : **Zanardi**
 PENALTY INFLICTED UPON THE ENTRANT (NAME):
 NATIONALITÉ / NATIONALITY:
 N°: **98** PILOTE : **VAREJES Trent**
 No.: DRIVER :

Concerne la partie de l'Épreuve : **X30-Shifter - Qualifying Heat 3**
 Concerns the part of the event:

ÉNONCÉ / STATEMENT:
10 sec time penalty in the above session concerned

MOTIF / REASON:
 The Driver concerned was involved in an incident. In the Heat/Race concerned by post office from clark of the race he pushed the kart in front of him an following of this manoevre he takes an advantage (proved by relevant video sequence). Having considered the video and after hearing the Entrant concerned, the Stewards assess this manoevre as an incident according art 2.24 CIK GP. This decision is made in application of art. 2.24 CIK GP and art. 153 ISC

Décision annoncée Date / Date: **19/10/2013** Heure / Time: **15:51**
Decision announced

	Nom / Name	Signature
Président du Collège / Chairman of the Panel:		
	Bernard Navarro (FRA) :
Membres du Collège / Members of the Panel:		
	Hervé Lemenager (FRA) :
	Jean-Claude Sanchez (FRA) :

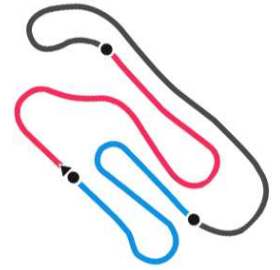
NOTIFICATION AU CONCURRENT CONCERNÉ / NOTIFICATION TO THE RELEVANT ENTRANT

Je soussigné :
I undersigned: Nom personnel / personal name

Représentant du Concurrent : **Zanardi**
Representing the Entrant: Nom du Concurrent / Entrant's name

Certifie avoir reçu notification du document N° **35** des Commissaires Sportifs de l'Épreuve.
Certify that I have been notified of document No. *by the Stewards of the Meeting.*

Date : Heure / Time: Signature :



X30-Shifter

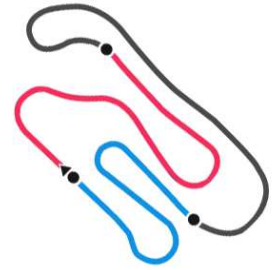
Qualifying Heat 3 (QH3)

For information purposes. No official / regulatory value

Lap Chart

	1	2	3	4	5	6	7	8	9	10	11	12	13	14	15	16	17	18	19	20	21	22	23	24	25	26	27	28	29	
Grid	50	7	93	25	9	2	44	18	20	14	53	69	3	98	66	11	166	77	911	52	4	6	16	94	71	10	21	5	15	
Start	7	50	93	25	9	2	18	44	14	20	69	98	53	3	11	66	166	77	4	911	52	94	10	21	6	71	15	16	5	
Lap 1 Interval	93	7 0.2	50 0.3	9 0.2	2 0.2	25 0.2	18 0.5	44 0.5	14 0.3	20 0.4	3 0.2	69 0.0	11 0.3	53 0.2	66 0.4	98 0.5	911 0.3	4 0.4	52 0.1	6 0.2	10 0.2	21 0.5	77 0.3	16 0.2	15 0.3	94 0.3	71 0.5	5 0.6	166 1.9	
Lap 2	93	7 0.2	50 0.2	9 0.2	2 0.1	25 0.2	18 0.5	44 0.6	14 0.4	20 0.6	3 1.5	69 0.3	53 0.4	66 0.5	911 0.7	52 0.5	6 0.5	4 0.1	98 0.4	10 0.5	15 0.0	21 0.4	77 0.3	16 0.2	94 0.2	71 0.8	5 0.9	166 0.6	11 13.6	
Lap 3	93	7 0.1	50 0.2	9 0.3	2 0.2	25 0.1	18 0.7	44 0.5	14 0.3	20 1.0	69 1.8	53 0.5	3 0.3	98 0.6	66 0.6	911 0.8	52 0.1	6 0.4	15 1.1	98 0.2	10 0.9	21 0.4	16 0.2	77 0.2	94 0.1	71 0.4	166 1.6	5 0.7	11 12.5	
Lap 4	7	93 0.1	50 0.2	9 0.2	25 0.3	2 0.2	18 0.6	44 0.4	14 0.3	20 1.1	69 1.7	53 0.9	3 0.2	98 0.6	66 1.1	911 0.8	52 0.3	6 0.3	4 0.9	15 0.7	98 1.1	10 0.6	77 0.2	16 0.2	94 0.2	21 0.5	71 0.7	166 2.2	5 10.7	
Lap 5	7	93 0.4	50 0.2	9 0.1	25 0.2	2 0.1	18 0.8	44 0.2	14 0.3	20 1.3	69 1.5	53 1.0	3 0.3	98 0.5	66 1.6	911 1.5	6 0.2	52 0.3	4 0.4	15 0.7	98 1.8	10 0.4	77 0.0	16 0.1	94 0.5	21 0.4	71 0.3	166 4.2	5 8.7	
Lap 6	7	93 0.4	50 0.2	9 0.2	25 0.2	2 0.1	18 0.7	44 0.2	14 0.3	20 1.7	69 1.2	53 1.2	3 0.6	98 0.4	66 1.7	911 1.6	6 0.6	52 0.6	15 0.4	4 0.8	98 0.3	77 2.2	94 0.7	10 0.9	16 0.0	21 0.3	166 0.3	71 0.3	5 5.1	11 6.6
Lap 7	7	93 0.2	50 0.3	9 0.2	25 0.2	2 0.3	44 0.9	18 0.3	14 0.2	20 2.0	69 0.7	53 1.5	3 0.6	98 0.5	66 2.2	911 1.7	6 1.0	52 0.3	15 1.0	4 0.2	98 0.3	77 2.4	94 0.6	16 1.5	10 0.5	166 0.5	71 0.3	21 0.2	5 5.7	11 4.6
Lap 8	7	93 0.1	50 0.1	9 0.3	25 0.2	2 0.2	44 1.4	18 0.2	14 1.9	20 0.3	69 0.3	53 1.8	3 0.8	98 0.6	66 2.7	911 1.8	6 0.7	15 0.4	52 0.3	4 0.2	98 0.2	77 2.2	94 0.6	16 1.4	166 1.2	10 0.3	71 0.4	21 0.1	5 6.7	11 3.3
Lap 9	93	7 0.0	50 0.1	9 0.2	25 0.3	2 0.2	44 1.3	18 0.2	69 3.0	20 0.1	53 1.4	3 0.7	66 0.5	911 3.4	6 2.7	52 0.2	4 0.5	15 0.2	98 0.1	77 1.9	94 0.4	16 1.8	166 1.1	10 0.4	71 0.6	21 0.5	5 7.9	11 1.2		
Lap 10	93	7 0.2	50 0.2	9 0.2	25 0.2	2 0.1	44 0.8	18 0.3	69 3.1	20 0.4	53 1.1	3 1.3	66 0.1	911 4.0	6 2.3	52 0.7	4 0.3	15 0.1	98 0.2	77 1.8	94 0.4	16 2.0	166 0.9	10 1.3	71 0.5	21 0.4	11 9.0	5 0.7		





X30-Shifter

Qualifying Heat 3 (QH3)

Lap Time Analysis

For information purposes. No official / regulatory value

Laps	Sector 1	Sector 2	Sector 3	Lap Time
No.2 PETRENKO Bogdan				
1	19.372	16.084	15.819	51.275
2	17.580	15.698	15.621	48.899
3	17.517	15.732	15.504	48.753
4	17.694	15.701	15.497	48.892
5	17.235	15.615	15.469	48.319
6	17.408	15.678	15.469	48.555
7	17.500	15.509	15.425	48.434
8	17.360	15.535	15.430	48.325
9	17.322	15.548	15.633	48.503
10	17.582	15.602	15.797	48.981

Laps	Sector 1	Sector 2	Sector 3	Lap Time
No.3 Teixeira Tiago				
1	20.438	16.155	16.010	52.603
2	18.844	16.133	15.643	50.620
3	18.392	15.760	15.565	49.717
4	17.696	15.957	15.584	49.237
5	17.582	15.558	15.581	48.721
6	17.492	15.559	15.915	48.966
7	17.535	15.503	15.617	48.655
8	17.571	15.533	15.679	48.783
9	17.567	15.573	15.459	48.599
10	17.590	15.663	16.139	49.392

Laps	Sector 1	Sector 2	Sector 3	Lap Time
No.4 CARNEIRO Rui				
1	21.289	16.685	16.409	54.383
2	18.836	16.372	16.194	51.402
3	18.051	15.851	15.792	49.694
4	17.570	15.773	16.055	49.398
5	17.739	15.865	15.990	49.594
6	17.645	16.086	16.779	50.510
7	17.518	15.647	15.822	48.987
8	17.788	15.789	15.821	49.398
9	17.736	15.864	15.849	49.449
10	17.699	15.814	15.838	49.351

Laps	Sector 1	Sector 2	Sector 3	Lap Time
No.5 PTACEK Petr				
1	22.301	17.514	16.812	56.627
2	18.628	16.402	16.942	51.972
3	18.574	16.257	16.916	51.747
4	18.400	16.425	16.185	51.010
5	18.289	16.469	16.478	51.236

Laps	Sector 1	Sector 2	Sector 3	Lap Time
6	18.470	16.386	16.457	51.313
7	18.499	16.302	16.290	51.091
8	18.469	16.190	16.071	50.730
9	18.602	16.305	16.397	51.304
10	18.698	16.650	16.247	51.595

Laps	Sector 1	Sector 2	Sector 3	Lap Time
No.6 WAGNER Renato				
1	20.806	16.554	16.375	53.735
2	18.457	16.095	16.399	50.951
3	17.685	15.881	15.771	49.337
4	17.716	15.907	15.905	49.528
5	17.743	15.874	15.770	49.387
6	17.652	15.796	15.665	49.113
7	17.763	15.850	15.669	49.282
8	17.871	15.874	15.781	49.526
9	17.643	16.850	15.688	50.181
10	17.697	15.785	15.637	49.119

Laps	Sector 1	Sector 2	Sector 3	Lap Time
No.7 HALDER Mike				
1	19.297	16.293	15.643	51.233
2	17.582	15.851	15.613	49.046
3	17.418	15.681	15.503	48.602
4	17.429	15.627	15.472	48.528
5	17.310	15.589	15.402	48.301
6	17.431	15.582	15.360	48.373
7	17.317	15.523	15.489	48.329
8	17.274	15.737	15.597	48.608
9	17.338	15.611	15.816	48.765
10	17.592	15.859	15.533	48.984

Laps	Sector 1	Sector 2	Sector 3	Lap Time
No.9 MARCHANDISE Laurent				
1	19.228	16.141	15.705	51.074
2	17.566	15.797	15.584	48.947
3	17.533	15.635	15.547	48.715
4	17.406	15.583	15.557	48.546
5	17.357	15.585	15.611	48.553
6	17.395	15.560	15.474	48.429
7	17.308	15.565	15.358	48.231
8	17.364	15.527	15.604	48.495
9	17.334	15.584	15.537	48.455
10	17.651	15.708	15.768	49.127

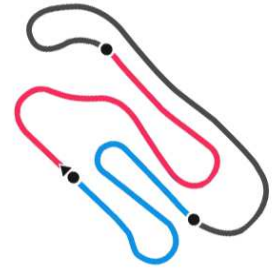
Laps	Sector 1	Sector 2	Sector 3	Lap Time
No.10 TERENCEI Maurice				
1	21.058	16.957	16.352	54.367
2	18.492	16.371	16.963	51.826
3	18.572	16.327	16.081	50.980
4	18.000	16.018	15.838	49.856
5	17.991	16.094	15.845	49.930
6	18.096	17.320	16.163	51.579
7	18.330	16.043	15.903	50.276
8	17.781	16.553	15.887	50.221
9	17.730	15.911	15.807	49.448
10	17.816	16.165	16.027	50.008

Laps	Sector 1	Sector 2	Sector 3	Lap Time
No.11 FERNANDEZ Antoine				
1	20.760	16.212	16.013	52.985
2	18.759	16.529	36.553	1:11.841
3	18.224	15.979	15.769	49.972
4	17.730	15.823	15.691	49.244
5	17.685	15.809	15.725	49.219
6	17.632	15.813	15.756	49.201
7	17.657	15.729	15.713	49.099
8	17.741	15.817	15.869	49.427
9	17.558	15.906	15.727	49.191
10	17.797	15.937	15.880	49.614

Laps	Sector 1	Sector 2	Sector 3	Lap Time
No.14 KUSSMAUL Jean-François				
1	19.715	16.880	15.737	52.332
2	17.768	15.726	15.651	49.145
3	17.493	15.551	15.528	48.572
4	17.465	15.488	15.564	48.517
5	17.413	15.489	15.615	48.517
6	17.394	15.532	15.422	48.348
7	17.429	15.492	15.673	48.594
8	18.153	16.058	16.222	50.433

Laps	Sector 1	Sector 2	Sector 3	Lap Time
No.15 CONNOR Rogers				
1	22.082	17.236	16.062	55.380
2	17.853	15.982	16.629	50.464
3	18.102	15.850	15.725	49.677
4	17.634	15.748	15.843	49.225
5	17.596	15.780	15.770	49.146
6	17.620	15.748	15.852	49.220
7	17.489	15.700	16.330	49.519





X30-Shifter

Qualifying Heat 3 (QH3)

Lap Time Analysis

For information purposes. No official / regulatory value

Laps	Sector 1	Sector 2	Sector 3	Lap Time
8	17.695	15.592	15.622	48.909
9	17.506	16.988	15.977	50.471
10	17.635	15.761	15.794	49.190

No.16 RENSBURG Luke

1	21.467	17.337	16.111	54.915
2	18.727	16.952	16.213	51.892
3	18.115	16.060	16.311	50.486
4	17.694	16.205	16.245	50.144
5	17.724	15.953	15.865	49.542
6	18.062	16.694	16.327	51.083
7	17.861	15.938	15.913	49.712
8	17.486	15.864	15.823	49.173
9	17.540	15.928	15.881	49.349
10	17.669	15.831	15.909	49.409

No.18 VALET Sylvain

1	19.544	16.638	15.641	51.823
2	17.611	15.802	15.519	48.932
3	17.548	15.751	15.502	48.801
4	17.450	15.683	15.489	48.622
5	17.418	15.656	15.516	48.590
6	17.378	15.656	15.439	48.473
7	17.400	15.586	15.945	48.931
8	17.446	15.620	15.638	48.704
9	17.363	15.599	15.492	48.454
10	17.420	15.618	15.558	48.596

No.20 GABRIEL Julien

1	20.406	16.273	16.066	52.745
2	17.585	15.957	15.779	49.321
3	17.498	15.653	15.827	48.978
4	17.401	15.663	15.594	48.658
5	17.324	15.656	15.692	48.672
6	17.325	15.683	15.747	48.755
7	17.401	15.877	15.618	48.896
8	17.321	15.621	15.824	48.766
9	17.558	15.957	15.878	49.393
10	17.376	15.808	15.842	49.026

No.21 MOINE Cindy

1	21.483	16.905	16.258	54.646
2	18.192	16.402	17.199	51.793

Laps	Sector 1	Sector 2	Sector 3	Lap Time
3	18.465	16.174	16.233	50.872
4	17.851	16.745	16.285	50.881
5	17.848	15.927	16.011	49.786
6	17.918	16.345	16.411	50.674
7	18.087	16.110	16.813	51.010
8	17.915	15.864	15.974	49.753
9	18.022	15.867	16.132	50.021
10	17.864	15.880	16.041	49.785

No.25 CHARLES Kenny

1	19.759	16.125	15.767	51.651
2	17.538	15.772	15.612	48.922
3	17.415	15.741	15.470	48.626
4	17.406	15.686	15.450	48.542
5	17.276	15.641	15.466	48.383
6	17.388	15.633	15.481	48.502
7	17.307	15.537	15.403	48.247
8	17.358	15.689	15.440	48.487
9	17.301	15.623	15.549	48.473
10	17.554	15.694	15.796	49.044

No.44 HARE Aston

1	19.708	16.952	15.649	52.309
2	17.557	15.739	15.775	49.071
3	17.450	15.691	15.499	48.640
4	17.373	15.634	15.498	48.505
5	17.358	15.631	15.486	48.475
6	17.387	15.555	15.462	48.404
7	17.320	15.574	15.506	48.400
8	17.567	15.599	15.595	48.761
9	17.333	15.572	15.496	48.401
10	17.286	15.648	15.561	48.495

No.50 DELRE Thierry

1	19.538	16.080	15.709	51.327
2	17.596	15.789	15.548	48.933
3	17.498	15.683	15.489	48.670
4	17.358	15.649	15.612	48.619
5	17.326	15.622	15.645	48.593
6	17.390	15.591	15.398	48.379
7	17.278	15.559	15.401	48.238
8	17.298	15.521	15.573	48.392

Laps	Sector 1	Sector 2	Sector 3	Lap Time
9	17.347	15.613	15.568	48.528
10	17.647	15.802	15.711	49.160

No.52 GAY Sherman

1	20.836	17.226	16.281	54.343
2	18.085	16.193	16.375	50.653
3	17.935	15.888	15.838	49.661
4	17.702	15.908	15.779	49.389
5	17.744	16.427	15.753	49.924
6	17.823	16.097	15.679	49.599
7	17.654	15.794	16.168	49.616
8	17.804	16.112	15.797	49.713
9	17.647	15.976	15.648	49.271
10	17.743	16.019	15.770	49.532

No.53 CYPERS Thomas

1	20.942	16.268	16.127	53.337
2	18.460	16.178	16.059	50.697
3	18.042	15.702	15.545	49.289
4	17.502	15.665	15.470	48.637
5	17.435	15.585	15.583	48.603
6	17.432	15.575	15.710	48.717
7	17.516	15.547	15.566	48.629
8	17.388	15.631	15.598	48.617
9	17.496	15.636	15.575	48.707
10	17.466	15.614	15.622	48.702

No.66 LANZETTI Sebastian

1	20.710	16.742	15.917	53.369
2	18.207	16.236	16.378	50.821
3	17.713	15.870	15.817	49.400
4	17.562	15.691	15.572	48.825
5	17.434	15.657	15.532	48.623
6	17.437	15.648	15.848	48.933
7	17.458	15.645	15.582	48.685
8	17.479	15.653	15.768	48.900
9	17.383	15.635	15.563	48.581
10	17.434	15.680	15.807	48.921

No.69 MORRIS Nicky

1	20.400	16.248	16.282	52.930
2	18.856	16.200	15.789	50.845
3	17.628	15.704	15.536	48.868



X30-Shifter

Qualifying Heat 3 (QH3)

Lap Time Analysis

For information purposes. No official / regulatory value

Laps	Sector 1	Sector 2	Sector 3	Lap Time
4	17.415	15.667	15.518	48.600
5	17.393	15.561	15.537	48.491
6	17.421	15.604	15.460	48.485
7	17.360	15.563	15.416	48.339
8	17.313	15.634	15.413	48.360
9	17.538	15.781	15.565	48.884
10	17.421	15.714	15.573	48.708

No.71 MOING Yannick

1	22.024	17.702	16.599	56.325
2	18.372	16.459	16.855	51.686
3	18.138	16.135	15.993	50.266
4	18.086	16.151	16.116	50.353
5	17.968	15.922	15.863	49.753
6	17.805	16.340	16.601	50.746
7	17.998	16.226	15.990	50.214
8	17.864	16.028	15.909	49.801
9	17.738	16.081	15.859	49.678
10	17.619	16.262	15.959	49.840

No.77 DEBBAS Karim

1	22.086	17.645	16.142	55.873
2	18.750	15.994	17.067	51.811
3	18.323	16.384	16.280	50.987
4	17.877	15.992	15.787	49.656
5	17.686	15.978	16.074	49.738
6	17.772	15.940	15.772	49.484
7	17.722	15.786	15.659	49.167
8	17.573	16.052	15.582	49.207
9	17.715	15.848	15.710	49.273
10	17.678	15.833	15.695	49.206

No.93 NUVOLINI Stephen

1	19.107	15.901	15.592	50.600
2	17.633	15.848	15.584	49.065
3	17.472	15.673	15.526	48.671
4	17.443	15.627	15.744	48.814
5	17.444	15.613	15.577	48.634
6	17.358	15.623	15.359	48.340
7	17.259	15.574	15.350	48.183
8	17.247	15.593	15.660	48.500
9	17.337	15.649	15.524	48.510

Laps	Sector 1	Sector 2	Sector 3	Lap Time
10	17.517	15.592	15.709	48.818

No.94 COLDEFY Jason

1				56.449
2				51.395
3				50.636
4				50.012
5				49.498
6				49.923
7				49.088
8				49.270
9				48.980
10				49.238

No.98 VAREJES Trent

1	21.364	16.816	16.149	54.329
2	17.923	16.402	18.341	52.666
3	18.369	16.124	16.123	50.616
4	17.818	15.965	15.893	49.676
5	17.642	15.760	15.755	49.157
6	17.660	15.820	16.117	49.597
7	17.549	15.711	15.723	48.983
8	17.649	15.854	15.864	49.367
9	17.636	15.974	15.967	49.577
10	17.716	15.899	15.721	49.336

No.166 DE VITO Rodolphe

1	27.167	16.615	16.226	1:00.008
2	18.081	16.042	16.573	50.696
3	18.097	16.188	16.044	50.329
4	17.821	15.915	15.703	49.439
5	17.726	15.827	15.765	49.318
6	17.815	16.112	16.277	50.204
7	18.060	15.929	16.088	50.077
8	17.773	15.816	15.774	49.363
9	17.641	15.808	15.859	49.308
10	17.626	15.764	15.735	49.125

No.911 DAUGA Stéphane

1	20.736	16.887	16.269	53.892
2	17.862	16.300	16.492	50.654
3	17.712	15.939	15.730	49.381
4	17.581	16.058	15.687	49.326

Laps	Sector 1	Sector 2	Sector 3	Lap Time
5	17.661	15.806	15.636	49.103
6	17.591	15.769	15.608	48.968
7	17.659	15.892	15.633	49.184
8	17.573	15.794	16.046	49.413
9	17.732	15.801	15.729	49.262
10	17.848	16.083	15.667	49.598

15	CONNOR Rogers Zanardi / X30 / Komet		15		
21	MOINE Cindy Praga / X30 / Komet		14	5	PTACEK Petr Praga / X30 / Komet
71	MOING Yannick CRG / X30 / Komet		13	10	TERENZI Maurice Kosmic / X30 / Komet
16	RENSBURG Luke Zanardi / X30 / Komet		12	94	COLDEFY Jason Birel / X30 / Komet
4	CARNEIRO Rui Birel / X30 / Komet		11	6	WAGNER Renato Praga / X30 / Komet
911	DAUGA Stéphane Praga / X30 / Komet		10	52	GAY Sherman DR / X30 / Komet
166	DE VITO Rodolphe DR / X30 / Komet		9	77	DEBBAS Karim CRG / X30 / Komet
66	LANZETTI Sebastian Zanardi / X30 / Komet		8	11	FERNANDEZ Antoine Tony-Kart / X30 / Komet
3	Teixeira Tiago Birel / X30 / Komet		7	98	VAREJES Trent Zanardi / X30 / Komet
53	CYPERS Thomas Sodi / X30 / Komet		6	69	MORRIS Nicky Merlin / X30 / Komet
20	GABRIEL Julien Kosmic / X30 / Komet		5	14	KUSSMAUL Jean-François Tecno / X30 / Komet
44	HARE Aston Zanardi / X30 / Komet		4	18	VALET Sylvain Praga / X30 / Komet
9	MARCHANDISE Laurent CRG / X30 / Komet		3	2	PETRENKO Bogdan Praga / X30 / Komet
93	NUVOLINI Stephen Praga / X30 / Komet		2	25	CHARLES Kenny Merlin / X30 / Komet
50	DELRE Thierry Formula K / X30 / Komet		1	7	HALDER Mike Wild Kart / X30 / Komet

POLE POSITION



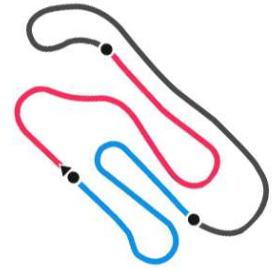
Start : 19/10 - 15:20 10 Laps = 12,500 Km

2013 Iame International Final (FRA) 18-20/10/2013

Page 1 / 1

Timing by Apex Timing

Apex Timing



X30-Shifter

Qualifying Heat 2 (QH2) Results

Document 10.1

Subject to scrutineering & sporting investigations

Rnk	No.	Entrant	Driver	Nat	Equipment	Laps	Gap	Interv.	Best Lap	Penalty	Points
1	▲1	7	Wild Kart Racing Team	HALDER Mike	Wild Kart / X30 / Komet	10			48.357		0
2	▲1	93	Action Karting	NUVOLINI Stephen	Praga / X30 / Komet	10	0.087	0.087	48.292		2
3	▼2	50	Delre thierry	DELRE Thierry	Formula K / X30 / Komet	10	1.820	1.733	48.303		3
4	▲1	9	KCM	MARCHANDISE Laurent	CRG / X30 / Komet	10	1.970	0.150	48.313		4
5	▲3	18	Valet	VALET Sylvain	Praga / X30 / Komet	10	3.092	1.122	48.394		5
6	▲4	14	Kart Shop 67	KUSSMAUL Jean-François	Tecno / X30 / Komet	10	4.833	1.741	48.316		6
7	▲5	69	Moris	MORRIS Nicky	Merlin / X30 / Komet	10	6.226	1.393	48.624		7
8	▼2	2	Praga Kart Racing	PETRENKO Bogdan	Praga / X30 / Komet	10	7.516	1.290	48.539		8
9	▲4	3	Goncalves Tiago	Teixeira Tiago	Birel / X30 / Komet	10	7.621	0.105	48.638		9
10	▼6	25	CHARLES Kenny	CHARLES Kenny	Merlin / X30 / Komet	10	8.614	0.993	48.403		10
11	▲3	98	Zanardi	VAREJES Trent	Zanardi / X30 / Komet	10	8.895	0.281	48.570		11
12	▲4	11	Fernandez	FERNANDEZ Antoine	Tony-Kart / X30 / Komet	10	12.038	3.143	49.118		12
13	▲8	4	Costa Rui	CARNEIRO Rui	Birel / X30 / Komet	10	12.758	0.720	48.795		13
14	▼7	44	Zanardi	HARE Aston	Zanardi / X30 / Komet	10	13.275	0.517	48.465	+10.000	14
15	▲4	911	Dauga Stéphane	DAUGA Stéphane	Praga / X30 / Komet	10	14.752	1.477	49.077		15
16	▲6	6	De Rada Wagner Gustavo	WAGNER Renato	Praga / X30 / Komet	10	16.211	1.459	49.143		16
17	=	166	TK Racing	DE VITO Rodolphe	DR / X30 / Komet	10	17.747	1.536	49.310		17
18	▲11	15	Zanardi	CONNOR Rogers	Zanardi / X30 / Komet	10	17.865	0.118	49.030		18
19	▲1	52	DR Racing Kart France	GAY Sherman	DR / X30 / Komet	10	18.163	0.298	49.255		19
20	▲6	10	Idéal Kart	TERENZI Maurice	Kosmic / X30 / Komet	10	18.945	0.782	49.457		20
21	▼6	66	JHB South Africa	LANZETTI Sebastian	Zanardi / X30 / Komet	10	20.078	1.133	48.602	+10.000	21
22	▲5	21	Moine Cindy	MOINE Cindy	Praga / X30 / Komet	10	21.842	1.764	49.745		22
23	=	16	Zanardi	RENSBURG Luke	Zanardi / X30 / Komet	10	22.143	0.301	49.287		23
24	▼6	77	Debbas Karim	DEBBAS Karim	CRG / X30 / Komet	10	30.737	8.594	48.949		24
25	▲3	5	Praga Kart Racing	PTACEK Petr	Praga / X30 / Komet	10	34.437	3.700	50.611		25
26	▼1	71	Le Moing Yannick	MOING Yannick	CRG / X30 / Komet	3	7 Laps	7 Laps	50.559		26
27	▼18	20	Idéal Kart	GABRIEL Julien	Kosmic / X30 / Komet	0	10 Laps	3 Laps			27

No.44 HARE Aston : 10 sec time penalty for bad manoeuvre (art 2.24 CIK General Prescriptions). According to Stewards' Decision No.28.

No.66 LANZETTI Sebastian : 10 sec time penalty for bad manoeuvre (art 2.24 CIK General Prescriptions). According to Stewards' Decision No.26.

Not Classified

94	Team MSR	COLDEFY Jason		Birel / X30 / Komet		DNS					30
53	Koenig Marie-Chantal	CYPERS Thomas		Sodi / X30 / Komet		Excluded		48.684			31

No.53 CYPERS Thomas : Excluded for weight. Art 12 and 2.4.2 CIK Technical Regulations. According to Stewards' Decision No.27.

Leaders : No.93 NUVOLINI Stephen (1-2) / No.7 HALDER Mike (3-10)

Start Time : 19/10 - 11:33:46

Best Lap : No.93 NUVOLINI Stephen 48.292 93,18 Kph

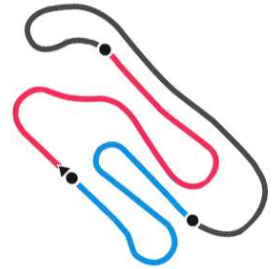
Weather : Slightly cloudy Air : 19°C Track : Dry

Event Record : No.50 DELRE Thierry 47.844 94,05 Kph

2013 Iame International Final (FRA) 18-20/10/2013

Timing by Apex Timing

Apex Timing



DOCUMENT N° 28
DÉCISION DES COMMISSAIRES SPORTIFS
STEWARDS' DECISION

PÉNALITÉ INFLIGÉE AU CONCURRENT (NOM) : **Zanardi**
 PENALTY INFLICTED UPON THE ENTRANT (NAME):
 NATIONALITÉ / NATIONALITY:
 N°: **44** PILOTE : **HARE Aston**
 No.: DRIVER :

Concerne la partie de l'Épreuve : **X30-Shifter - Qualifying Heat 2**
 Concerns the part of the event:

ÉNONCÉ / STATEMENT:
10 sec time penalty in the above session concerned

MOTIF / REASON:
 The Driver concerned was involved in an incident. In the Heat/Race concerned he pushed the kart in front of him an following of this manoevre he takes an advantage (proved by relevant video sequence). Having considered the video and after hearing the Entrant concerned, the Stewards assess this manoevre as an incident according art 2.24 CIK GP. This decision is made in application of art. 2.24 CIK GP and art. 153 ISC

Décision annoncée Date / Date: **19/10/2013** Heure / Time: **12:23**
Decision announced

	Nom / Name	Signature
Président du Collège / Chairman of the Panel:		
	Bernard Navarro (FRA) :
Membres du Collège / Members of the Panel:		
	Hervé Lemenager (FRA) :
	Jean-Claude Sanchez (FRA) :

NOTIFICATION AU CONCURRENT CONCERNÉ / NOTIFICATION TO THE RELEVANT ENTRANT

Je soussigné :
 I undersigned: Nom personnel / personal name

Représentant du Concurrent : **Zanardi**
 Representing the Entrant: Nom du Concurrent / Entrant's name

Certifie avoir reçu notification du document N° **28** des Commissaires Sportifs de l'Épreuve.
 Certify that I have been notified of document No. by the Stewards of the Meeting.

Date : Heure / Time: Signature :

DOCUMENT N° 27
DÉCISION DES COMMISSAIRES SPORTIFS
STEWARDS' DECISION

PÉNALITÉ INFLIGÉE AU CONCURRENT (NOM) : **Koenig Marie-Chantal**
PENALTY INFLICTED UPON THE ENTRANT (NAME):
NATIONALITÉ / NATIONALITY:
N°: **53** PILOTE : **CYPERS Thomas**
No.: DRIVER :

Concerne la partie de l'Épreuve : **X30-Shifter - Qualifying Heat 2**
Concerns the part of the event:

ÉNONCÉ / STATEMENT:
Exclusion from this Session

MOTIF / REASON:
After the session concerned, the kart was checked under the weight (reported by Scrutineer/Technical Delegate). Having considered the report from Technical Delegate and after hearing the Entrant concerned, the Stewards assess this fact contravenes art 12 and 2.4.2 CIK Technical Regulations. The Stewards decided in application of regulations for CIK Weighing Procedure - part f) and art 153 & 154 FIA International Sporting Code.

Décision annoncée Date / Date: **19/10/2013** Heure / Time: **12:10**
Decision announced

Nom / Name Signature

Président du Collège / Chairman of the Panel:
Bernard Navarro (FRA) :

Membres du Collège / Members of the Panel:
Hervé Lemenager (FRA) :

Jean-Claude Sanchez (FRA) :

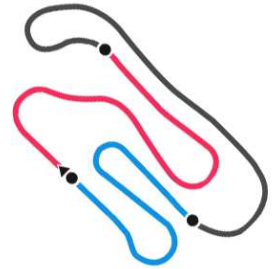
NOTIFICATION AU CONCURRENT CONCERNÉ / NOTIFICATION TO THE RELEVANT ENTRANT

Je soussigné :
I undersigned: Nom personnel / personal name

Représentant du Concurrent : **Koenig Marie-Chantal**
Representing the Entrant: Nom du Concurrent / Entrant's name

Certifie avoir reçu notification du document N° **27** des Commissaires Sportifs de l'Épreuve.
Certify that I have been notified of document No. by the Stewards of the Meeting.

Date : Heure / Time: Signature :



DOCUMENT N° 26
DÉCISION DES COMMISSAIRES SPORTIFS
STEWARDS' DECISION

PÉNALITÉ INFLIGÉE AU CONCURRENT (NOM) : **JHB South Africa**
 PENALTY INFLICTED UPON THE ENTRANT (NAME):
 NATIONALITÉ / NATIONALITY:
 N°: **66** PILOTE : **LANZETTI Sebastian**
 No.: DRIVER :

Concerne la partie de l'Épreuve : **X30-Shifter - Qualifying Heat 2**
 Concerns the part of the event:

ÉNONCÉ / STATEMENT:
10 sec time penalty in the Heat/Race concerned

MOTIF / REASON:
 The Driver concerned caused a contact with kart. The driver concerned forced out of the track kart (reported by Marshal and profed with relevant video of race control). Having considered the reports concerned and relevant video sequence the Stewards judged this incident as a violation against Code of Driving cinduct. This Decision is made in application of art 2.24 CIK General Prescriptions and art. 153 FIA International Sporting Code.

Décision annoncée Date / Date: **19/10/2013** Heure / Time: **12:05**
Decision announced

Nom / Name	Signature
Président du Collège / Chairman of the Panel:	
Bernard Navarro (FRA) :
Membres du Collège / Members of the Panel:	
Hervé Lemenager (FRA) :
Jean-Claude Sanchez (FRA) :

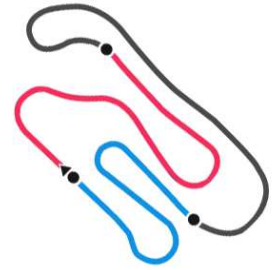
NOTIFICATION AU CONCURRENT CONCERNÉ / NOTIFICATION TO THE RELEVANT ENTRANT

Je soussigné :
I undersigned: Nom personnel / personal name

Représentant du Concurrent : **JHB South Africa**
Representing the Entrant: Nom du Concurrent / Entrant's name

Certifie avoir reçu notification du document N° **26** des Commissaires Sportifs de l'Épreuve.
Certify that I have been notified of document No. by the Stewards of the Meeting.

Date : Heure / Time: Signature :



X30-Shifter

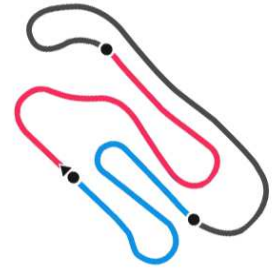
Qualifying Heat 2 (QH2)

For information purposes. No official / regulatory value

Lap Chart

	1	2	3	4	5	6	7	8	9	10	11	12	13	14	15	16	17	18	19	20	21	22	23	24	25	26	27	28	29
Grid	50	7	93	25	9	2	44	18	20	14	53	69	3	98	66	11	166	77	911	52	4	6	16	94	71	10	21	5	15
Start	7	93	50	25	9	18	44	20	14	2	69	53	66	3	98	11	166	911	77	4	52	10	6	16	71	15	21	5	
Lap 1 Interval	93	7 0.2	9 0.4	25 0.3	50 0.1	18 0.3	44 0.1	53 0.5	14 0.4	69 0.4	3 0.1	2 0.5	98 0.6	11 0.0	66 0.6	911 0.2	4 0.3	166 0.3	10 0.0	52 0.2	6 0.0	77 0.5	16 0.2	71 0.3	21 0.1	5 0.6	15 0.7		
Lap 2	93	7 0.1	9 0.2	50 0.6	25 0.2	44 0.4	18 0.2	53 0.2	69 0.8	14 0.2	3 0.2	2 0.8	98 0.7	11 0.4	66 0.6	911 0.7	4 0.3	166 0.1	10 0.2	6 0.2	52 0.2	77 0.2	16 0.2	71 0.3	21 0.2	15 0.3	5 1.3		
Lap 3	7	93 0.1	9 0.2	50 0.2	25 0.3	44 0.3	18 0.4	53 0.2	69 1.1	14 0.2	3 0.2	2 0.6	98 0.6	11 1.0	66 0.4	911 1.0	4 0.3	166 0.3	6 0.2	10 0.3	52 0.3	77 1.6	77 0.0	15 0.1	21 0.2	16 0.3	5 1.6		
Lap 4	7	93 0.1	9 0.3	50 0.1	25 0.4	44 0.3	18 0.5	53 0.2	69 1.2	14 0.2	3 0.2	2 0.4	98 1.4	11 1.4	66 0.2	4 1.1	911 0.2	6 1.3	166 0.0	10 0.2	52 0.0	15 1.7	21 0.8	16 1.1	5 1.8	77 9.2			
Lap 5	7	93 0.2	9 0.9	50 0.1	25 0.2	44 0.1	18 0.6	53 0.2	69 1.3	14 0.2	3 0.3	2 0.4	98 1.5	11 1.6	66 0.4	4 0.8	911 0.8	6 1.2	166 0.3	10 0.3	52 0.2	15 0.5	21 1.8	16 1.4	5 2.9	77 7.3			
Lap 6	7	93 0.1	9 1.0	50 0.2	25 0.3	44 0.1	18 0.5	53 0.4	69 1.5	14 0.3	3 0.2	2 0.4	98 1.6	11 1.6	66 0.1	4 0.8	911 1.4	6 1.4	166 0.5	52 0.3	15 0.1	10 0.7	21 1.8	16 1.9	5 3.6	77 5.3			
Lap 7	7	93 0.2	9 0.7	50 0.2	25 0.5	44 0.2	18 0.5	53 0.9	69 1.3	14 0.2	3 0.4	2 0.3	98 1.8	66 1.7	11 0.3	4 0.6	911 1.7	6 1.3	166 0.4	52 0.2	15 0.2	10 1.1	21 2.0	16 1.7	5 4.6	77 4.5			
Lap 8	7	93 0.2	50 1.0	9 0.2	25 0.4	44 0.1	18 0.6	53 1.0	69 1.0	14 0.8	2 0.4	3 0.2	98 1.5	66 1.5	11 0.9	4 0.8	911 1.4	6 1.4	166 0.7	15 0.3	52 0.8	10 0.4	21 2.2	16 1.5	5 6.3	77 2.2			
Lap 9	7	93 0.1	50 1.1	9 0.1	25 0.4	44 0.3	18 0.4	53 1.4	69 0.6	14 1.1	2 0.3	3 0.3	98 1.5	66 1.6	11 1.4	4 0.7	911 1.8	6 1.3	166 0.9	15 0.2	52 0.6	10 0.6	21 2.7	16 0.9	77 8.4	5 1.2			
Lap 10	7	93 0.0	50 1.7	9 0.1	18 1.1	44 0.1	53 0.8	14 0.6	69 1.3	2 1.2	3 0.1	25 0.9	98 0.2	66 1.1	11 1.9	4 0.7	911 1.9	6 1.4	166 1.5	15 0.1	52 0.2	10 0.7	21 2.8	16 0.3	77 8.5	5 3.7			





X30-Shifter

Qualifying Heat 2 (QH2)

Lap Time Analysis

For information purposes. No official / regulatory value

Laps	Sector 1	Sector 2	Sector 3	Lap Time
No.2 PETRENKO Bogdan				
1	20.850	16.367	15.940	53.157
2	17.689	16.361	15.711	49.761
3	17.592	15.748	15.739	49.079
4	17.479	15.616	15.444	48.539
5	17.439	15.700	15.694	48.833
6	17.563	15.636	15.865	49.064
7	17.538	15.679	15.546	48.763
8	17.369	15.661	15.758	48.788
9	17.351	15.642	15.551	48.544
10	17.550	16.168	16.096	49.814

Laps	Sector 1	Sector 2	Sector 3	Lap Time
No.3 Teixeira Tiago				
1	20.154	16.338	15.727	52.219
2	17.728	15.976	15.718	49.422
3	17.700	15.669	15.895	49.264
4	17.578	15.588	15.595	48.761
5	17.633	15.651	15.547	48.831
6	17.649	15.695	15.685	49.029
7	17.673	15.622	15.597	48.892
8	17.870	15.665	15.881	49.416
9	17.485	15.601	15.552	48.638
10	17.532	15.916	16.095	49.543

Laps	Sector 1	Sector 2	Sector 3	Lap Time
No.4 CARNEIRO Rui				
1	21.033	16.770	16.002	53.805
2	17.925	16.366	16.541	50.832
3	17.665	15.921	16.034	49.620
4	17.557	15.959	15.836	49.352
5	17.526	15.698	15.829	49.053
6	17.565	15.584	15.646	48.795
7	17.572	15.672	15.906	49.150
8	17.605	15.814	15.903	49.322
9	17.616	15.772	15.738	49.126
10	17.658	15.861	15.736	49.255

Laps	Sector 1	Sector 2	Sector 3	Lap Time
No.5 PTACEK Petr				
1	21.976	17.154	16.372	55.502
2	18.433	16.833	16.322	51.588
3	18.343	16.524	16.371	51.238
4	18.565	16.771	16.301	51.637
5	18.662	16.348	16.355	51.365

Laps	Sector 1	Sector 2	Sector 3	Lap Time
6	18.439	16.281	16.414	51.134
7	18.258	16.208	16.145	50.611
8	18.369	16.588	16.215	51.172
9	18.771	17.602	16.349	52.722
10	18.823	16.464	16.575	51.862

Laps	Sector 1	Sector 2	Sector 3	Lap Time
No.6 WAGNER Renato				
1	20.838	17.303	16.056	54.197
2	18.133	16.419	16.184	50.736
3	17.835	15.965	15.678	49.478
4	17.677	16.073	16.634	50.384
5	17.872	15.922	15.832	49.626
6	17.718	16.052	15.792	49.562
7	17.720	15.929	15.713	49.362
8	17.609	15.884	15.650	49.143
9	17.747	15.925	15.742	49.414
10	17.847	15.910	15.732	49.489

Laps	Sector 1	Sector 2	Sector 3	Lap Time
No.7 HALDER Mike				
1	19.099	16.126	15.811	51.036
2	17.528	15.901	15.691	49.120
3	17.556	15.716	15.487	48.759
4	17.263	15.647	15.602	48.512
5	17.327	15.610	15.465	48.402
6	17.351	15.585	15.557	48.493
7	17.249	15.685	15.463	48.397
8	17.310	15.627	15.420	48.357
9	17.332	15.696	15.418	48.446
10	17.283	15.655	15.743	48.681

Laps	Sector 1	Sector 2	Sector 3	Lap Time
No.9 MARCHANDISE Laurent				
1	19.133	15.981	15.622	50.736
2	17.474	15.892	15.520	48.886
3	17.562	15.710	15.719	48.991
4	17.456	15.643	15.489	48.588
5	17.422	16.065	15.571	49.058
6	17.416	15.643	15.405	48.464
7	17.328	15.662	15.323	48.313
8	17.342	15.613	15.823	48.778
9	17.376	15.645	15.432	48.453
10	17.670	15.832	15.663	49.165

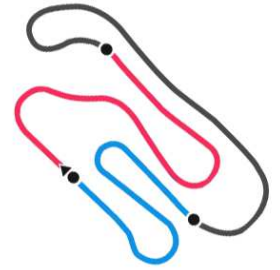
Laps	Sector 1	Sector 2	Sector 3	Lap Time
No.10 TERENCEZ Maurice				
1	20.508	17.249	16.180	53.937
2	18.356	16.231	16.286	50.873
3	17.890	16.308	15.869	50.067
4	17.740	16.091	16.490	50.321
5	18.046	16.076	15.884	50.006
6	17.731	16.783	16.098	50.612
7	17.733	15.947	16.002	49.682
8	17.959	15.757	15.741	49.457
9	17.931	15.893	15.710	49.534
10	17.837	15.885	16.007	49.729

Laps	Sector 1	Sector 2	Sector 3	Lap Time
No.11 FERNANDEZ Antoine				
1	20.446	16.463	16.265	53.174
2	18.134	16.378	15.819	50.331
3	17.840	15.837	15.830	49.507
4	17.778	16.189	15.813	49.780
5	17.593	15.719	15.843	49.155
6	17.582	15.800	15.777	49.159
7	17.579	16.002	15.864	49.445
8	17.637	15.751	15.730	49.118
9	17.698	15.758	15.785	49.241
10	17.679	15.781	15.834	49.294

Laps	Sector 1	Sector 2	Sector 3	Lap Time
No.14 KUSSMAUL Jean-François				
1	20.069	16.240	15.767	52.076
2	17.753	16.455	15.597	49.805
3	17.491	15.716	16.063	49.270
4	17.469	15.734	15.575	48.778
5	17.468	15.754	15.533	48.755
6	17.536	15.548	15.633	48.717
7	17.518	15.614	15.668	48.800
8	17.432	15.563	15.503	48.498
9	17.292	15.517	15.507	48.316
10	17.411	15.633	15.663	48.707

Laps	Sector 1	Sector 2	Sector 3	Lap Time
No.15 CONNOR Rogers				
1	23.949	16.628	15.947	56.524
2	17.878	15.868	15.819	49.565
3	17.885	16.023	16.467	50.375
4	18.470	15.783	15.705	49.958
5	17.661	15.744	15.625	49.030





X30-Shifter

Qualifying Heat 2 (QH2)

Lap Time Analysis

For information purposes. No official / regulatory value

Laps	Sector 1	Sector 2	Sector 3	Lap Time
6	17.553	15.847	15.649	49.049
7	17.608	15.896	15.801	49.305
8	17.651	15.855	15.764	49.270
9	17.499	16.226	15.816	49.541
10	17.589	15.933	16.439	49.961

No.16 RENSBURG Luke

1	21.273	17.276	16.257	54.806
2	18.095	16.295	16.243	50.633
3	17.919	16.129	17.752	51.800
4	19.035	16.066	16.343	51.444
5	18.108	16.081	16.075	50.264
6	18.217	16.122	16.058	50.397
7	17.780	15.861	15.984	49.625
8	17.688	15.903	15.922	49.513
9	17.609	15.826	15.903	49.338
10	17.609	15.888	15.790	49.287

No.18 VALET Sylvain

1	19.483	15.991	15.843	51.317
2	18.017	15.801	15.739	49.557
3	17.474	15.768	15.649	48.891
4	17.442	15.733	15.582	48.757
5	17.404	15.768	15.518	48.690
6	17.439	15.671	15.427	48.537
7	17.405	15.697	15.451	48.553
8	17.348	15.683	15.521	48.552
9	17.324	15.643	15.427	48.394
10	17.421	15.916	15.705	49.042

No.21 MOINE Cindy

1	21.426	17.223	16.407	55.056
2	18.426	16.007	16.227	50.660
3	18.430	16.069	16.383	50.882
4	18.829	15.909	15.860	50.598
5	17.887	15.995	16.118	50.000
6	17.931	15.975	15.940	49.846
7	17.896	16.004	15.927	49.827
8	17.936	15.933	15.876	49.745
9	17.975	16.044	15.934	49.953
10	17.943	16.015	15.959	49.917

No.25 CHARLES Kenny

1	19.417	16.040	15.786	51.243
2	18.008	15.893	15.439	49.340
3	17.414	15.738	15.621	48.773
4	17.390	15.721	15.491	48.602
5	17.380	15.809	15.665	48.854
6	17.324	15.753	15.525	48.602
7	17.341	15.625	15.531	48.497
8	17.349	15.694	15.472	48.515
9	17.272	15.746	15.385	48.403
10	17.497	21.650	16.219	55.366

No.44 HARE Aston

1	19.596	16.056	15.671	51.323
2	17.549	15.983	15.643	49.175
3	17.377	15.764	15.533	48.674
4	17.417	15.672	15.584	48.673
5	17.355	15.714	15.573	48.642
6	17.407	15.777	15.397	48.581
7	17.364	15.665	15.574	48.603
8	17.422	15.648	15.395	48.465
9	17.390	15.680	15.441	48.511
10	17.374	16.534	15.814	49.722

No.50 DELRE Thierry

1	19.859	15.938	15.767	51.564
2	17.728	15.769	15.536	49.033
3	17.475	15.760	15.362	48.597
4	17.509	15.595	15.430	48.534
5	17.414	15.974	15.666	49.054
6	17.331	15.714	15.443	48.488
7	17.232	15.680	15.391	48.303
8	17.274	15.585	15.479	48.338
9	17.425	15.664	15.451	48.540
10	17.669	15.861	15.635	49.165

No.52 GAY Sherman

1	21.172	16.828	16.241	54.241
2	18.483	16.361	16.205	51.049
3	17.861	16.128	15.939	49.928
4	17.817	16.014	16.247	50.078
5	18.209	16.007	15.964	50.180

No.53 CYPERS Thomas

6	17.738	16.102	15.611	49.451
7	17.650	15.918	15.687	49.255
8	18.628	16.033	15.703	50.364
9	17.642	15.960	15.687	49.289
10	17.836	15.782	16.023	49.641

No.66 LANZETTI Sebastian

1	19.513	16.072	15.686	51.271
2	17.552	15.799	15.811	49.162
3	17.431	15.724	15.758	48.913
4	17.384	15.692	15.658	48.734
5	17.439	15.607	15.666	48.712
6	17.398	15.637	15.684	48.719
7	17.602	15.582	15.826	49.010
8	17.458	15.665	15.609	48.732
9	17.415	15.706	15.598	48.719
10	17.442	15.631	15.611	48.684

No.69 MORRIS Nicky

1	20.046	16.451	15.741	52.238
2	17.640	15.959	15.525	49.124
3	17.846	15.734	15.663	49.243
4	17.564	15.725	15.494	48.783
5	17.488	15.719	15.600	48.807
6	17.503	15.914	15.868	49.285
7	17.396	15.798	15.485	48.679
8	17.858	15.787	15.477	49.122
9	17.475	15.703	15.446	48.624
10	17.575	15.751	15.597	48.923



X30-Shifter

Qualifying Heat 2 (QH2)


For information purposes. No official / regulatory value

Lap Time Analysis

Laps	Sector 1	Sector 2	Sector 3	Lap Time	Laps	Sector 1	Sector 2	Sector 3	Lap Time
No.71 MOING Yannick					No.166 DE VITO Rodolphe				
1	21.389	17.343	16.348	55.080	1	20.850	17.252	16.569	54.671
2	18.233	16.185	16.141	50.559	2	18.257	16.165	16.282	50.704
3	18.003	16.079	16.724	50.806	3	17.896	16.000	15.861	49.757
No.77 DEBBAS Karim					4	17.703	16.020	16.953	50.676
1	21.756	17.252	16.238	55.246	5	18.124	15.955	15.829	49.908
2	18.099	16.269	16.241	50.609	6	17.780	16.006	15.912	49.698
3	18.851	16.041	16.505	51.397	7	17.628	15.833	15.849	49.310
4	30.890	16.540	15.770	1:03.200	8	17.622	15.829	15.966	49.417
5	17.814	15.886	15.755	49.455	9	17.673	16.232	15.763	49.668
6	17.644	15.893	15.594	49.131	10	17.575	16.032	16.436	50.043
7	17.832	16.258	15.710	49.800	No.911 DAUGA Stéphane				
8	17.574	15.772	15.603	48.949	1	20.630	16.825	16.148	53.603
9	17.584	15.984	15.636	49.204	2	18.022	16.555	16.218	50.795
10	17.646	15.916	15.820	49.382	3	17.781	16.050	15.810	49.641
No.93 NUVOLINI Stephen					4	17.733	16.372	15.830	49.935
1	18.913	15.771	15.769	50.453	5	17.723	16.052	15.892	49.667
2	17.543	15.864	15.735	49.142	6	17.706	16.017	15.635	49.358
3	17.462	15.796	15.896	49.154	7	17.531	16.047	15.875	49.453
4	17.376	15.626	15.433	48.435	8	17.526	15.918	15.633	49.077
5	17.403	15.647	15.483	48.533	9	17.639	16.018	15.798	49.455
6	17.382	15.548	15.440	48.370	10	17.647	15.982	15.800	49.429
7	17.313	15.644	15.577	48.534	No.98 VAREJES Trent				
8	17.301	15.579	15.412	48.292	1	20.834	16.394	16.064	53.292
9	17.246	15.757	15.402	48.405	2	18.040	16.225	15.655	49.920
10	17.298	15.615	15.694	48.607	3	17.480	15.758	15.729	48.967
					4	17.572	16.139	15.654	49.365
					5	17.542	15.675	15.674	48.891
					6	17.585	15.892	15.677	49.154
					7	17.480	15.767	15.745	48.992
					8	17.445	15.766	15.568	48.779
					9	17.341	15.733	15.496	48.570
					10	17.615	15.977	15.717	49.309

15	CONNOR Rogers Zanardi / X30 / Komet		15		
21	MOINE Cindy Praga / X30 / Komet		14	5	PTACEK Petr Praga / X30 / Komet
71	MOING Yannick CRG / X30 / Komet		13	10	TERENZI Maurice Kosmic / X30 / Komet
16	RENSBURG Luke Zanardi / X30 / Komet		12	94	COLDEFY Jason Birel / X30 / Komet
4	CARNEIRO Rui Birel / X30 / Komet		11	6	WAGNER Renato Praga / X30 / Komet
911	DAUGA Stéphane Praga / X30 / Komet		10	52	GAY Sherman DR / X30 / Komet
166	DE VITO Rodolphe DR / X30 / Komet		9	77	DEBBAS Karim CRG / X30 / Komet
66	LANZETTI Sebastian Zanardi / X30 / Komet		8	11	FERNANDEZ Antoine Tony-Kart / X30 / Komet
3	Teixeira Tiago Birel / X30 / Komet		7	98	VAREJES Trent Zanardi / X30 / Komet
53	CYPERS Thomas Sodi / X30 / Komet		6	69	MORRIS Nicky Merlin / X30 / Komet
20	GABRIEL Julien Kosmic / X30 / Komet		5	14	KUSSMAUL Jean-François Tecno / X30 / Komet
44	HARE Aston Zanardi / X30 / Komet		4	18	VALET Sylvain Praga / X30 / Komet
9	MARCHANDISE Laurent CRG / X30 / Komet		3	2	PETRENKO Bogdan Praga / X30 / Komet
93	NUVOLINI Stephen Praga / X30 / Komet		2	25	CHARLES Kenny Merlin / X30 / Komet
50	DELRE Thierry Formula K / X30 / Komet		1	7	HALDER Mike Wild Kart / X30 / Komet

POLE POSITION



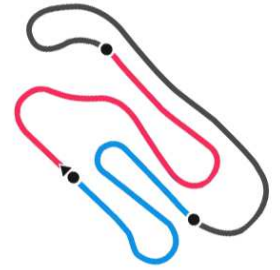
Start : 19/10 - 11:20 10 Laps = 12,500 Km

2013 Iame International Final (FRA) 18-20/10/2013

Page 1 / 1

Timing by Apex Timing

Apex Timing



X30-Shifter

Qualifying Heat 1 (QH1) Results

Document 8

Subject to scrutineering & sporting investigations

Rnk	No.	Entrant	Driver	Nat	Equipment	Laps	Gap	Interv.	Best Lap	Points
1	=	50	Delre thierry		Formula K / X30 / Komet	10			48.258	0
2	▲1	93	Action Karting		Praga / X30 / Komet	10	0.189	0.189	48.185	2
3	▲1	25	CHARLES Kenny		Merlin / X30 / Komet	10	0.836	0.647	48.260	3
4	▼2	7	Wild Kart Racing Team		Wild Kart / X30 / Komet	10	4.217	3.381	48.251	4
5	▲5	14	Kart Shop 67		Tecno / X30 / Komet	10	5.008	0.791	48.354	5
6	▼1	9	KCM		CRG / X30 / Komet	10	5.618	0.610	48.448	6
7	▲4	53	Koenig Marie-Chantal		Sodi / X30 / Komet	10	6.497	0.879	48.488	7
8	▲1	20	Idéal Kart		Kosmic / X30 / Komet	10	8.237	1.740	48.560	8
9	▼3	2	Praga Kart Racing		Praga / X30 / Komet	10	8.468	0.231	48.449	9
10	▲3	3	Goncalves Tiago		Birel / X30 / Komet	10	10.438	1.970	48.626	10
11	▼3	18	Valet		Praga / X30 / Komet	10	10.535	0.097	48.642	11
12	▲3	66	JHB South Africa		Zanardi / X30 / Komet	10	11.254	0.719	48.671	12
13	▼1	69	Moris		Merlin / X30 / Komet	10	13.414	2.160	48.706	13
14	▲2	11	Fernandez		Tony-Kart / X30 / Komet	10	14.003	0.589	48.929	14
15	▼8	44	Zanardi		Zanardi / X30 / Komet	10	14.657	0.654	48.467	15
16	▲13	15	Zanardi		Zanardi / X30 / Komet	10	15.231	0.574	48.922	16
17	▼3	98	Zanardi		Zanardi / X30 / Komet	10	16.070	0.839	48.855	17
18	▲6	94	Team MSR		Birel / X30 / Komet	10	16.355	0.285	48.973	18
19	▲2	4	Costa Rui		Birel / X30 / Komet	10	16.404	0.049	49.207	19
20	▲3	16	Zanardi		Zanardi / X30 / Komet	10	16.523	0.119	48.904	20
21	▼4	166	TK Racing		DR / X30 / Komet	10	16.857	0.334	49.040	21
22	▼3	911	Dauga Stéphane		Praga / X30 / Komet	10	17.260	0.403	49.055	22
23	▼3	52	DR Racing Kart France		DR / X30 / Komet	10	19.413	2.153	49.156	23
24	▼6	77	Debbas Karim		CRG / X30 / Komet	10	19.986	0.573	48.869	24
25	▼3	6	De Rada Wagner Gustavo		Praga / X30 / Komet	10	23.714	3.728	49.381	25
26	=	10	Idéal Kart		Kosmic / X30 / Komet	10	24.074	0.360	49.289	26
27	▼2	71	Le Moing Yannick		CRG / X30 / Komet	10	26.327	2.253	49.595	27
28	▼1	21	Moine Cindy		Praga / X30 / Komet	10	26.589	0.262	49.853	28
29	▼1	5	Praga Kart Racing		Praga / X30 / Komet	10	33.980	7.391	50.511	29

Leaders : No.50 DELRE Thierry (1-10)

Start Time : 18/10 - 16:01:46

Best Lap : No.93 NUVOLINI Stephen

48.185 93,39 Kph

Weather : Slightly cloudy Air : 18°C Track : Dry

Event Record : No.50 DELRE Thierry

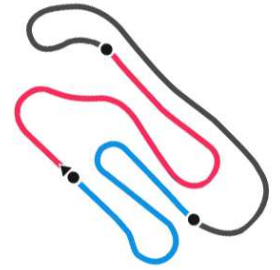
47.844 94,05 Kph

2013 Iame International Final (FRA) 18-20/10/2013

Timing by Apex Timing

Apex Timing





X30-Shifter

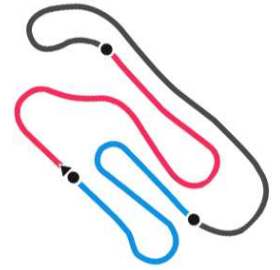
Qualifying Heat 1 (QH1)

For information purposes. No official / regulatory value

Lap Chart

	1	2	3	4	5	6	7	8	9	10	11	12	13	14	15	16	17	18	19	20	21	22	23	24	25	26	27	28	29
Grid	50	7	93	25	9	2	44	18	20	14	53	69	3	98	66	11	166	77	911	52	4	6	16	94	71	10	21	5	15
Start	50	7	93	25	9	44	18	20	14	2	53	3	66	11	98	166	69	77	4	911	94	52	16	71	10	15	21	5	6
Lap 1 Interval	50	7 0.8	93 0.2	25 0.2	9 0.6	14 0.4	20 0.5	3 0.7	18 0.3	53 0.0	2 0.3	4 0.4	11 0.5	166 0.2	66 0.1	69 0.1	98 0.2	16 0.2	94 0.3	911 0.3	77 0.2	15 0.0	52 0.5	71 0.6	21 0.2	10 1.2	44 0.4	5 0.5	6 0.6
Lap 2	50	93 0.6	25 0.2	7 1.1	9 0.1	14 0.3	20 0.5	3 0.8	53 0.3	2 0.7	18 0.1	4 0.3	11 0.4	66 0.2	166 1.5	69 0.1	98 0.2	94 0.4	16 0.3	911 0.0	15 0.2	52 0.3	77 0.3	71 0.4	44 0.2	21 0.3	10 0.4	6 1.6	5 1.0
Lap 3	50	93 0.7	25 0.2	7 2.1	14 0.2	9 0.3	20 0.3	3 0.3	53 0.1	2 0.8	18 0.3	4 0.6	66 1.1	11 0.1	69 0.7	98 0.4	166 0.4	94 0.2	15 0.6	16 0.3	911 0.2	77 0.4	44 0.3	52 0.3	21 1.6	10 0.5	6 0.2	71 0.5	5 1.4
Lap 4	50	93 0.6	25 0.3	7 2.1	14 0.4	9 0.2	20 0.6	53 0.6	3 0.7	2 0.1	18 0.2	4 0.9	66 0.6	11 0.7	69 0.3	98 0.3	94 1.0	166 0.3	15 0.2	16 0.6	911 0.4	44 0.3	77 0.4	52 0.5	21 2.0	10 0.4	6 0.3	71 0.8	5 2.5
Lap 5	50	93 0.4	25 0.3	7 2.3	14 0.3	9 0.4	20 0.8	53 0.5	2 1.0	3 0.4	18 0.1	4 1.1	66 0.2	11 1.0	69 0.1	98 0.2	94 1.1	15 0.4	166 0.2	16 0.3	44 0.3	911 0.3	77 0.6	52 0.7	21 2.7	6 0.6	10 0.1	71 0.4	5 3.8
Lap 6	50	93 0.3	25 0.5	7 2.9	14 0.1	9 0.3	20 1.0	53 0.2	2 0.9	3 0.9	18 0.2	66 1.5	4 0.5	11 0.5	69 0.2	98 0.2	94 1.1	15 0.1	166 0.5	16 0.2	44 0.2	911 0.4	77 0.4	52 1.0	21 3.5	6 0.2	10 0.3	71 0.6	5 4.6
Lap 7	50	93 0.1	25 0.6	7 3.0	14 0.6	9 0.0	20 1.1	53 0.3	2 0.5	3 1.3	18 0.2	66 1.2	4 1.4	11 0.1	69 0.1	98 1.0	94 0.2	15 0.7	44 0.4	16 0.4	166 0.4	911 0.2	77 0.2	52 0.8	21 4.1	6 0.2	10 0.3	71 0.6	5 5.4
Lap 8	50	93 0.2	25 0.6	7 3.1	14 0.9	9 0.2	20 0.9	53 0.4	2 0.4	3 1.3	18 0.3	66 1.3	11 1.8	69 0.5	4 0.3	98 0.2	94 0.2	15 0.2	44 0.0	16 0.9	166 0.6	911 0.3	52 1.3	77 1.4	6 3.1	10 0.6	21 0.4	71 0.2	5 6.2
Lap 9	50	93 0.2	25 0.6	7 3.1	14 1.0	9 0.3	20 1.0	53 0.4	2 0.3	3 1.8	18 0.0	66 1.2	11 2.1	69 0.3	4 0.8	44 0.1	15 0.6	98 0.2	94 0.3	16 0.5	166 0.3	911 0.3	52 1.7	77 0.8	6 3.5	10 0.5	71 1.3	21 0.5	5 6.7
Lap 10	50	93 0.1	25 0.6	7 3.3	14 0.7	9 0.6	20 0.8	53 1.7	2 0.2	3 1.9	18 0.0	66 0.7	69 2.1	11 0.5	44 0.6	15 0.5	98 0.8	94 0.2	4 0.0	16 0.1	166 0.3	911 0.4	52 2.1	77 0.5	6 3.7	10 0.3	71 2.2	21 0.2	5 7.3





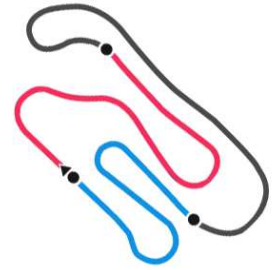
X30-Shifter

Qualifying Heat 1 (QH1)

Lap Time Analysis

For information purposes. No official / regulatory value

Laps	Sector 1	Sector 2	Sector 3	Lap Time	Laps	Sector 1	Sector 2	Sector 3	Lap Time	Laps	Sector 1	Sector 2	Sector 3	Lap Time
No.2 PETRENKO Bogdan					6	18.341	16.219	16.139	50.699	No.10 TERENCEZ Maurice				
1	21.270	16.369	16.141	53.780	7	18.336	16.242	16.089	50.667	1	22.386	17.343	16.716	56.445
2	17.957	15.911	15.732	49.600	8	18.212	16.171	16.298	50.681	2	18.374	16.044	15.767	50.185
3	17.674	15.698	15.508	48.880	9	18.353	16.362	16.357	51.072	3	19.306	16.235	15.951	51.492
4	17.599	15.638	15.950	49.187	10	18.173	16.151	16.187	50.511	4	18.018	16.058	15.870	49.946
5	17.500	15.766	15.506	48.772	No.6 WAGNER Renato					5	17.870	15.989	16.453	50.312
6	17.377	15.582	15.571	48.530	1	19.133	16.782	15.872	51.787	6	17.982	15.909	15.808	49.699
7	17.403	15.582	15.478	48.463	2	18.138	16.278	15.801	50.217	7	17.916	16.195	15.778	49.889
8	17.519	15.545	15.582	48.646	3	18.281	15.962	15.868	50.111	8	17.981	15.957	15.899	49.837
9	17.349	15.471	15.629	48.449	4	17.927	16.012	16.067	50.006	9	17.642	15.767	15.938	49.347
10	17.451	15.495	16.673	49.619	5	17.841	15.835	16.130	49.806	10	17.652	15.916	15.721	49.289
No.3 Teixeira Tiago					6	17.689	15.974	15.848	49.511	No.11 FERNANDEZ Antoine				
1	20.463	16.354	15.885	52.702	7	17.961	15.933	16.019	49.913	1	21.080	16.795	16.210	54.085
2	17.862	15.766	15.664	49.292	8	17.905	15.884	15.749	49.538	2	18.019	15.866	15.734	49.619
3	17.618	15.709	15.725	49.052	9	17.669	15.981	15.731	49.381	3	17.698	16.021	16.460	50.179
4	18.266	15.605	16.054	49.925	10	17.657	16.067	15.785	49.509	4	17.745	15.887	15.786	49.418
5	17.864	15.865	15.660	49.389	No.7 HALDER Mike					5	17.751	15.698	15.715	49.164
6	17.668	15.549	15.815	49.032	1	19.973	16.008	15.537	51.518	6	17.615	15.708	15.974	49.297
7	17.606	15.667	15.594	48.867	2	18.213	16.081	15.913	50.207	7	17.639	15.659	15.904	49.202
8	17.537	15.577	15.512	48.626	3	18.378	15.774	15.527	49.679	8	17.663	15.675	15.727	49.065
9	17.558	15.537	15.921	49.016	4	17.407	15.571	15.524	48.502	9	17.525	15.661	15.743	48.929
10	18.077	15.749	15.878	49.704	5	17.485	15.570	15.437	48.492	10	17.620	15.684	16.482	49.786
No.4 CARNEIRO Rui					6	17.536	15.979	15.489	49.004	No.14 KUSSMAUL Jean-François				
1	20.329	16.703	16.088	53.120	7	17.315	15.605	15.459	48.379	1	20.181	16.045	15.589	51.815
2	17.983	15.791	15.898	49.672	8	17.500	15.571	15.370	48.441	2	17.738	15.691	15.715	49.144
3	17.734	15.775	15.819	49.328	9	17.313	15.514	15.424	48.251	3	17.687	15.795	15.913	49.395
4	17.725	15.796	15.833	49.354	10	17.536	15.565	15.503	48.604	4	17.611	15.507	15.575	48.693
5	17.812	15.702	15.811	49.325	No.9 MARCHANDISE Laurent					5	17.509	15.493	15.412	48.414
6	17.797	16.308	15.856	49.961	1	20.215	16.167	15.588	51.970	6	17.375	15.606	15.752	48.733
7	17.991	15.700	15.968	49.659	2	17.624	15.789	15.837	49.250	7	17.424	15.573	16.001	48.998
8	17.974	15.722	16.427	50.123	3	17.838	16.414	15.885	50.137	8	17.544	15.500	15.553	48.597
9	17.814	15.590	15.803	49.207	4	17.461	15.610	15.487	48.558	9	17.363	15.570	15.421	48.354
10	18.256	15.656	17.045	50.957	5	17.550	15.589	15.510	48.649	10	17.375	15.500	15.516	48.391
No.5 PTACEK Petr					6	17.525	15.572	15.498	48.595	No.15 CONNOR Rogers				
1	21.911	17.769	16.929	56.609	7	17.460	15.543	15.591	48.594	1	20.438	17.075	16.209	53.722
2	18.619	17.131	16.165	51.915	8	17.877	15.635	15.428	48.940	2	18.097	16.102	16.499	50.698
3	18.568	16.438	16.152	51.158	9	17.433	15.548	15.467	48.448	3	18.090	15.909	15.651	49.650
4	18.618	16.474	16.217	51.309	10	17.475	15.605	15.570	48.650	4	17.505	15.615	15.888	49.008
5	18.363	16.319	16.259	50.941						5	17.624	15.690	15.743	49.057



X30-Shifter

Qualifying Heat 1 (QH1)

Lap Time Analysis

For information purposes. No official / regulatory value

Laps	Sector 1	Sector 2	Sector 3	Lap Time	Laps	Sector 1	Sector 2	Sector 3	Lap Time	Laps	Sector 1	Sector 2	Sector 3	Lap Time
6	17.556	15.546	15.820	48.922	No.21 MOINE Cindy					6	17.336	15.498	15.477	48.311
7	17.616	15.695	15.791	49.102	1	20.829	17.511	16.802	55.142	7	17.397	15.525	15.487	48.409
8	17.548	15.728	15.817	49.093	2	18.316	16.095	16.570	50.981	8	17.369	15.488	15.401	48.258
9	17.803	15.777	15.692	49.272	3	18.911	16.125	16.363	51.399	9	17.399	15.567	15.364	48.330
10	17.675	15.644	15.692	49.011	4	18.089	15.955	15.998	50.042	10	17.383	15.541	15.458	48.382
No.16 RENSBURG Luke					5	17.990	15.951	16.031	49.972	No.52 GAY Sherman				
1	20.892	16.743	15.990	53.625	6	17.999	15.979	15.906	49.884	1	22.057	17.563	16.129	55.749
2	18.256	16.485	16.670	51.411	7	18.069	15.875	15.981	49.925	2	18.284	16.197	16.015	50.496
3	18.180	15.955	16.201	50.336	8	18.311	15.974	16.506	50.791	3	18.057	16.021	17.055	51.133
4	17.639	15.919	15.677	49.235	9	18.301	16.429	16.150	50.880	4	17.979	15.786	15.834	49.599
5	17.388	15.971	15.636	48.995	10	18.001	15.868	15.984	49.853	5	17.854	15.686	15.711	49.251
6	17.620	15.908	15.578	49.106	No.25 CHARLES Kenny					6	17.559	15.788	15.809	49.156
7	17.688	16.007	15.853	49.548	1	20.256	15.927	15.507	51.690	7	17.758	15.707	15.822	49.287
8	17.390	15.742	15.772	48.904	2	17.467	15.654	15.509	48.630	8	17.587	15.719	15.999	49.305
9	17.706	15.867	15.773	49.346	3	17.329	15.616	15.733	48.678	9	17.854	15.997	15.718	49.569
10	17.481	15.685	16.063	49.229	4	17.327	15.666	15.466	48.459	10	17.765	16.133	15.731	49.629
No.18 VALET Sylvain					5	17.275	15.594	15.416	48.285	No.53 CYPERS Thomas				
1	21.311	16.465	16.049	53.825	6	17.301	15.581	15.527	48.409	1	20.937	16.443	16.010	53.390
2	18.512	15.975	15.679	50.166	7	17.262	15.555	15.516	48.333	2	17.910	15.667	15.604	49.181
3	17.627	15.839	15.600	49.066	8	17.283	15.562	15.465	48.310	3	17.446	15.744	15.598	48.788
4	17.506	15.791	15.770	49.067	9	17.301	15.595	15.364	48.260	4	17.813	15.677	15.534	49.024
5	17.580	15.905	15.623	49.108	10	17.232	15.610	15.517	48.359	5	17.426	15.757	15.564	48.747
6	17.696	15.679	15.715	49.090	No.44 HARE Aston					6	17.462	15.492	15.577	48.531
7	17.588	15.695	15.669	48.952	1	28.493	16.198	15.697	1:00.388	7	17.524	15.593	15.442	48.559
8	17.430	15.572	15.640	48.642	2	17.650	15.687	15.715	49.052	8	17.460	15.591	15.580	48.631
9	17.418	15.609	15.768	48.795	3	18.129	15.896	15.660	49.685	9	17.395	15.538	15.594	48.527
10	18.108	15.837	15.771	49.716	4	17.596	15.800	15.564	48.960	10	17.413	15.551	15.524	48.488
No.20 GABRIEL Julien					5	17.362	15.695	15.521	48.578	No.66 LANZETTI Sebastian				
1	20.839	16.011	15.729	52.579	6	17.373	15.984	15.672	49.029	1	21.466	16.882	16.401	54.749
2	17.611	15.729	15.809	49.149	7	17.561	15.638	15.591	48.790	2	17.754	15.938	15.796	49.488
3	17.571	15.868	16.093	49.532	8	17.340	15.599	15.528	48.467	3	17.621	15.869	16.291	49.781
4	17.541	15.664	15.665	48.870	9	17.389	15.677	15.488	48.554	4	17.422	15.632	15.760	48.814
5	17.558	15.562	15.735	48.855	10	17.871	15.647	15.541	49.059	5	17.534	15.750	15.601	48.885
6	17.397	15.588	15.825	48.810	No.50 DELRE Thierry					6	17.516	15.976	15.736	49.228
7	17.493	15.703	15.983	49.179	1	19.209	15.877	15.689	50.775	7	17.546	15.580	15.616	48.742
8	17.480	15.655	15.585	48.720	2	17.632	15.825	15.621	49.078	8	17.344	15.687	15.696	48.727
9	17.283	15.632	15.645	48.560	3	17.462	15.609	15.495	48.566	9	17.348	15.706	15.617	48.671
10	17.426	15.592	16.723	49.741	4	17.508	15.573	15.422	48.503	10	17.809	15.693	15.677	49.179
					5	17.351	15.558	15.483	48.392					

X30-Shifter

Qualifying Heat 1 (QH1)

Lap Time Analysis

For information purposes. No official / regulatory value

Laps	Sector 1	Sector 2	Sector 3	Lap Time
No.69 MORRIS Nicky				
1	21.649	16.761	16.105	54.515
2	18.285	16.490	16.174	50.949
3	17.682	15.750	15.649	49.081
4	17.612	15.760	15.577	48.949
5	17.633	15.714	15.672	49.019
6	17.662	15.738	15.959	49.359
7	17.601	15.697	15.809	49.107
8	17.904	15.717	15.879	49.500
9	17.573	15.669	15.464	48.706
10	17.473	15.664	15.712	48.849

Laps	Sector 1	Sector 2	Sector 3	Lap Time
No.71 MOING Yannick				
1	20.640	17.778	16.872	55.290
2	18.238	16.110	16.326	50.674
3	21.240	16.074	16.013	53.327
4	17.801	15.999	16.432	50.232
5	17.868	15.719	16.008	49.595
6	17.924	16.085	15.932	49.941
7	18.022	15.942	15.922	49.886
8	17.795	15.985	16.035	49.815
9	18.024	16.137	15.880	50.041
10	17.792	16.308	16.075	50.175

Laps	Sector 1	Sector 2	Sector 3	Lap Time
No.77 DEBBAS Karim				
1	22.169	17.132	16.344	55.645
2	18.740	16.645	16.103	51.488
3	18.061	15.896	16.045	50.002
4	17.631	16.348	15.854	49.833
5	17.673	15.709	15.703	49.085
6	17.507	15.631	15.731	48.869
7	17.579	15.785	16.047	49.411
8	17.558	18.101	15.959	51.618
9	17.632	15.663	15.726	49.021
10	17.481	16.185	15.652	49.318

Laps	Sector 1	Sector 2	Sector 3	Lap Time
No.93 NUVOLINI Stephen				
1	20.145	15.842	15.581	51.568
2	17.553	15.651	15.444	48.648
3	17.351	15.696	15.627	48.674
4	17.351	15.611	15.404	48.366
5	17.315	15.574	15.347	48.236

Laps	Sector 1	Sector 2	Sector 3	Lap Time
6	17.330	15.496	15.359	48.185
7	17.307	15.556	15.371	48.234
8	17.303	15.490	15.515	48.308
9	17.302	15.579	15.419	48.300
10	17.311	15.525	15.526	48.362

Laps	Sector 1	Sector 2	Sector 3	Lap Time
No.94 COLDEFY Jason				
1	21.241	17.272	16.110	54.623
2	18.169	16.351	16.170	50.690
3	17.931	16.021	15.723	49.675
4	17.636	15.737	15.753	49.126
5	17.668	15.702	15.723	49.093
6	17.586	15.788	15.890	49.264
7	17.581	15.739	15.653	48.973
8	17.608	15.729	15.796	49.133
9	17.713	16.420	15.926	50.059
10	17.536	15.668	16.369	49.573


Laps	Sector 1	Sector 2	Sector 3	Lap Time
No.98 VAREJES Trent				
1	21.617	16.702	16.569	54.888
2	18.245	16.525	16.089	50.859
3	17.941	15.774	15.638	49.353
4	17.395	15.732	15.728	48.855
5	17.552	15.659	15.716	48.927
6	17.606	15.681	15.992	49.279
7	17.522	15.756	15.791	49.069
8	17.882	15.790	16.253	49.925
9	17.748	16.103	16.172	50.023
10	17.565	15.722	16.308	49.595

Laps	Sector 1	Sector 2	Sector 3	Lap Time
No.166 DE VITO Rodolphe				
1	20.887	16.840	16.536	54.263
2	18.435	16.579	16.146	51.160
3	18.468	15.916	15.760	50.144
4	17.637	16.239	15.809	49.685
5	18.038	15.849	15.621	49.508
6	17.567	15.873	15.764	49.204
7	18.125	16.128	15.979	50.232
8	17.507	15.730	15.803	49.040
9	17.594	15.804	15.741	49.139
10	17.562	15.890	15.713	49.165

Laps	Sector 1	Sector 2	Sector 3	Lap Time
No.911 DAUGA Stéphane				
1	21.413	17.039	16.868	55.320
2	18.063	16.352	16.385	50.800
3	18.428	16.066	16.014	50.508
4	17.593	16.141	15.695	49.429
5	17.513	16.115	15.678	49.306
6	17.441	15.866	15.748	49.055
7	17.524	16.030	16.021	49.575
8	17.455	15.897	15.788	49.140
9	17.677	15.901	15.577	49.155
10	17.631	15.770	15.798	49.199

15	CONNOR Rogers Zanardi / X30 / Komet		15		
21	MOINE Cindy Praga / X30 / Komet		14	5	PTACEK Petr Praga / X30 / Komet
71	MOING Yannick CRG / X30 / Komet		13	10	TERENZI Maurice Kosmic / X30 / Komet
16	RENSBURG Luke Zanardi / X30 / Komet		12	94	COLDEFY Jason Birel / X30 / Komet
4	CARNEIRO Rui Birel / X30 / Komet		11	6	WAGNER Renato Praga / X30 / Komet
911	DAUGA Stéphane Praga / X30 / Komet		10	52	GAY Sherman DR / X30 / Komet
166	DE VITO Rodolphe DR / X30 / Komet		9	77	DEBBAS Karim CRG / X30 / Komet
66	LANZETTI Sebastian Zanardi / X30 / Komet		8	11	FERNANDEZ Antoine Tony-Kart / X30 / Komet
3	Teixeira Tiago Birel / X30 / Komet		7	98	VAREJES Trent Zanardi / X30 / Komet
53	CYPERS Thomas Sodi / X30 / Komet		6	69	MORRIS Nicky Merlin / X30 / Komet
20	GABRIEL Julien Kosmic / X30 / Komet		5	14	KUSSMAUL Jean-François Tecno / X30 / Komet
44	HARE Aston Zanardi / X30 / Komet		4	18	VALET Sylvain Praga / X30 / Komet
9	MARCHANDISE Laurent CRG / X30 / Komet		3	2	PETRENKO Bogdan Praga / X30 / Komet
93	NUVOLINI Stephen Praga / X30 / Komet		2	25	CHARLES Kenny Merlin / X30 / Komet
50	DELRE Thierry Formula K / X30 / Komet		1	7	HALDER Mike Wild Kart / X30 / Komet

POLE POSITION



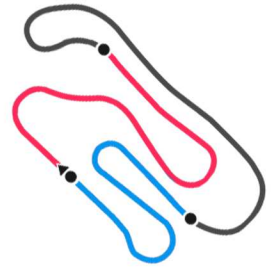
Start : 18/10 - 16:00 10 Laps = 12,500 Km

2013 Iame International Final (FRA) 18-20/10/2013

Page 1 / 1

Timing by Apex Timing

Apex Timing



QUALIFYING PRACTICE

IAME
INTERNATIONAL FINAL

JOIN THE EVENT OF THE YEAR!

October 17th/20st - 2013

ACTUA
CIRCUIT DE LYON

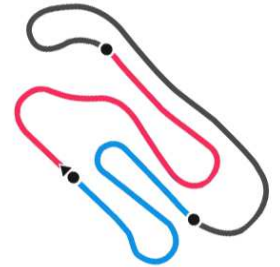
WWW.X30WORLD.COM/IAME.INTERNATIONAL.FINAL

INFO: K.C. Pays d'Olmes et Mirepoix - Karting Circuit La Plana - 09600 Algaes-Yves - France
Mail: victoryconcept@hotmail.com - Phone: +33 (0)5 63 54 86 74 / +33 (0)6 85 10 95 92

OFFICIAL SPONSOR

freem komet IAME The heart of kart stilo WZAD OIL





X30-Shifter

Qualifying Practice (QP) Results

Document 4.2 OFFICIAL

Subject to scrutineering & sporting investigations

Rnk	No.	Entrant	Driver	Nat	Equipment	Sector 1	Sector 2	Sector 3	Time	Gap	Laps
1	50	Delre thierry	DELRE Thierry		Formula K / X30 / Komet	17.119	15.439	15.286	47.844		10
2	7	Wild Kart Racing Team	HALDER Mike		Wild Kart / X30 / Komet	17.194	15.433	15.227	47.854	0.010	12
3	93	Action Karting	NUVOLINI Stephen		Praga / X30 / Komet	17.167	15.442	15.251	47.860	0.016	12
4	25	CHARLES Kenny	CHARLES Kenny		Merlin / X30 / Komet	17.187	15.446	15.269	47.902	0.058	9
5	9	KCM	MARCHANDISE Laurent		CRG / X30 / Komet	17.246	15.450	15.341	48.037	0.193	10
6	2	Praga Kart Racing	PETRENKO Bogdan		Praga / X30 / Komet	17.264	15.435	15.342	48.041	0.197	12
7	44	Zanardi	HARE Aston		Zanardi / X30 / Komet	17.271	15.434	15.349	48.054	0.210	11
8	18	Valet	VALET Sylvain		Praga / X30 / Komet	17.205	15.520	15.394	48.119	0.275	12
9	20	Idéal Kart	GABRIEL Julien		Kosmic / X30 / Komet	17.244	15.415	15.534	48.193	0.349	12
10	14	Kart Shop 67	KUSSMAUL Jean-François		Tecno / X30 / Komet	17.272	15.481	15.449	48.202	0.358	12
11	53	Koenig Marie-Chantal	CYPERS Thomas		Sodi / X30 / Komet	17.345	15.359	15.530	48.234	0.390	9
12	69	Moris	MORRIS Nicky		Merlin / X30 / Komet	17.300	15.512	15.468	48.280	0.436	10
13	3	Goncalves Tiago	Teixeira Tiago		Birel / X30 / Komet	17.461	15.468	15.356	48.285	0.441	12
14	98	Zanardi	VAREJES Trent		Zanardi / X30 / Komet	17.245	15.525	15.600	48.370	0.526	12
15	66	JHB South Africa	LANZETTI Sebastian		Zanardi / X30 / Komet	17.239	15.616	15.561	48.416	0.572	11
16	11	Fernandez	FERNANDEZ Antoine		Tony-Kart / X30 / Komet	17.395	15.532	15.539	48.466	0.622	12
17	166	TK Racing	DE VITO Rodolphe		DR / X30 / Komet	17.480	15.594	15.584	48.658	0.814	12
18	77	Debbas Karim	DEBBAS Karim		CRG / X30 / Komet	17.544	15.518	15.604	48.666	0.822	7
19	911	Dauga Stéphane	DAUGA Stéphane		Praga / X30 / Komet	17.457	15.744	15.532	48.733	0.889	12
20	52	DR Racing Kart France	GAY Sherman		DR / X30 / Komet	17.571	15.510	15.656	48.737	0.893	12
21	4	Costa Rui	CARNEIRO Rui		Birel / X30 / Komet	17.453	15.575	15.762	48.790	0.946	12
22	6	De Rada Wagner Gustavo	WAGNER Renato		Praga / X30 / Komet	17.558	15.803	15.577	48.938	1.094	12
23	16	Zanardi	RENSBURG Luke		Zanardi / X30 / Komet	17.519	15.899	15.556	48.974	1.130	12
24	94	Team MSR	COLDEFY Jason		Birel / X30 / Komet	17.558	15.777	15.665	49.000	1.156	11
25	71	Le Moing Yannick	MOING Yannick		CRG / X30 / Komet	17.742	15.725	15.830	49.297	1.453	11
26	10	Idéal Kart	TERENZI Maurice		Kosmic / X30 / Komet	17.657	15.767	15.889	49.313	1.469	11
27	21	Moine Cindy	MOINE Cindy		Praga / X30 / Komet	17.934	15.776	15.898	49.608	1.764	12
28	5	Praga Kart Racing	PTACEK Petr		Praga / X30 / Komet	17.999	16.278	16.132	50.409	2.565	12

Not Classified

15	Zanardi	CONNOR Rogers		Zanardi / X30 / Komet	17.353	15.579	15.594	Excluded		
----	---------	---------------	--	-----------------------	--------	--------	--------	-----------------	--	--

No.15 CONNOR Rogers : Excluded for technical non conformity. According to Stewards' Decision No.11.

Start Time : 18/10 - 12:29:43

Best Lap : No.50 DELRE Thierry

47.844 94,05 Kph

Weather : Sunny Air : 13°C Track : Dry

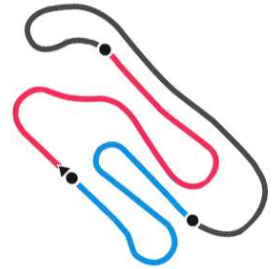
2013 IAME International Final (FRA) 18-20/10/2013

Page 1 / 1

Timing by Apex Timing

Apex Timing





DOCUMENT N° 11
DÉCISION DES COMMISSAIRES SPORTIFS
STEWARDS' DECISION

PÉNALITÉ INFLIGÉE AU CONCURRENT (NOM) : **Zanardi**
 PENALTY INFLICTED UPON THE ENTRANT (NAME):
 NATIONALITÉ / NATIONALITY:
 N°: **15** PILOTE : **CONNOR Rogers**
 No.: DRIVER :

Concerne la partie de l'Épreuve : **X30-Shifter - Qualifying Practice**
 Concerns the part of the event:

ÉNONCÉ / STATEMENT:
Exclusion from the above Heat/Race/Session concerned

MOTIF / REASON:
 After the session concerned, the kart was checked with technical non conformity regarding petrol (reported by the Technical Delegate). Having considered the report from Technical Delegate and after hearing the Entrant concerned, the Steward feel that this fact contravenes art 2.16 and 2.17 CIK Technical Regulations. The Steward take this decision in accordance with art 152 and 153 FIA International Sporting Code.

Décision annoncée Date / Date: **18/10/2013** Heure / Time: **13:21**
 Decision announced

Nom / Name Signature

Président du Collège / Chairman of the Panel:
Bernard Navarro (FRA) :

Membres du Collège / Members of the Panel:
Hervé Lemenager (FRA) :

Jean-Claude Sanchez (FRA) :

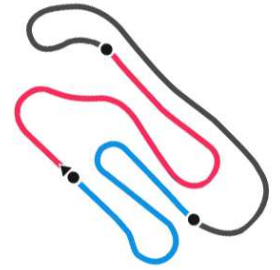
NOTIFICATION AU CONCURRENT CONCERNÉ / NOTIFICATION TO THE RELEVANT ENTRANT

Je soussigné :
 I undersigned: Nom personnel / personal name

Représentant du Concurrent : **Zanardi**
 Representing the Entrant: Nom du Concurrent / Entrant's name

Certifie avoir reçu notification du document N° **11** des Commissaires Sportifs de l'Épreuve.
 Certify that I have been notified of document No. by the Stewards of the Meeting.

Date : Heure / Time: Signature :



X30-Shifter

Qualifying Practice (QP)

Best Sectors Analysis

For information purposes. No official / regulatory value

S1			S2			S3			Ideal Lap Times						
Rnk	No.	Time	Rnk	No.	Time	Rnk	No.	Time	Rnk	No.	Driver	Nat	Ideal Lap	Best Lap	Diff.
1	50	17.119	1	53	15.359	1	7	15.200	1	7	HALDER Mike	DEU	47.802	47.854	0.052
2	93	17.162	2	93	15.412	2	93	15.251	2	93	NUVOLINI Stephen	FRA	47.825	47.860	0.035
3	25	17.174	2	7	15.412	3	25	15.269	3	50	DELRE Thierry	BEL	47.831	47.844	0.013
4	7	17.190	4	20	15.415	4	50	15.273	4	25	CHARLES Kenny	BEL	47.879	47.902	0.023
5	18	17.205	5	9	15.432	5	18	15.324	5	53	CYPERS Thomas	BEL	48.004	48.234	0.230
6	20	17.228	6	44	15.434	6	9	15.341	6	9	MARCHANDISE Laurent	FRA	48.007	48.037	0.030
7	9	17.234	7	2	15.435	7	2	15.342	7	18	VALET Sylvain	FRA	48.011	48.119	0.108
8	66	17.239	8	25	15.436	8	44	15.349	8	44	HARE Aston	ZAF	48.034	48.054	0.020
9	98	17.245	9	50	15.439	9	3	15.356	9	2	PETRENKO Bogdan	UKR	48.041	48.041	
10	44	17.251	10	98	15.440	10	69	15.362	10	20	GABRIEL Julien	FRA	48.089	48.193	0.104
11	2	17.264	11	3	15.442	11	53	15.368	11	98	VAREJES Trent	ZAF	48.117	48.370	0.253
12	14	17.272	12	14	15.469	12	98	15.432	12	69	MORRIS Nicky	BEL	48.140	48.280	0.140
13	53	17.277	13	69	15.478	13	20	15.446	13	3	Teixeira Tiago	PRT	48.144	48.285	0.141
14	69	17.300	14	18	15.482	14	14	15.449	14	14	KUSSMAUL Jean-François	FRA	48.190	48.202	0.012
15	911	17.329	15	66	15.505	15	11	15.497	15	66	LANZETTI Sebastian	ZAF	48.256	48.416	0.160
16	3	17.346	16	52	15.510	16	66	15.512	16	11	FERNANDEZ Antoine	FRA	48.424	48.466	0.042
17	16	17.384	17	77	15.518	17	911	15.532	17	4	CARNEIRO Rui	PRT	48.581	48.790	0.209
18	11	17.395	18	4	15.524	18	94	15.537	18	52	GAY Sherman	FRA	48.582	48.737	0.155
19	4	17.428	19	11	15.532	19	16	15.556	19	911	DAUGA Stéphane	FRA	48.591	48.733	0.142
20	166	17.451	20	166	15.594	20	52	15.571	20	166	DE VITO Rodolphe	FRA	48.629	48.658	0.029
21	52	17.501	21	6	15.670	21	6	15.577	21	77	DEBBAS Karim	LBN	48.649	48.666	0.017
22	77	17.527	22	94	15.701	22	166	15.584	22	16	RENSBURG Luke	ZAF	48.737	48.974	0.237
23	71	17.541	23	71	15.725	23	77	15.604	23	94	COLDEFY Jason	FRA	48.792	49.000	0.208
24	94	17.554	24	911	15.730	24	4	15.629	24	6	WAGNER Renato	BOL	48.805	48.938	0.133
25	6	17.558	25	10	15.767	25	71	15.711	25	71	MOING Yannick	FRA	48.977	49.297	0.320
26	10	17.630	26	21	15.776	26	10	15.749	26	10	TERENZI Maurice	LUX	49.146	49.313	0.167
27	21	17.918	27	16	15.797	27	21	15.858	27	21	MOINE Cindy	FRA	49.552	49.608	0.056
28	5	17.933	28	5	16.181	28	5	16.082	28	5	PTACEK Petr	CZE	50.196	50.409	0.213



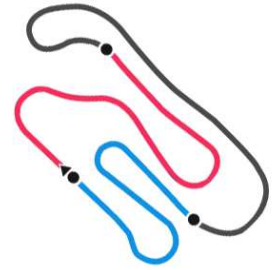
X30-Shifter

Qualifying Practice (QP)

Lap Time Analysis

For information purposes. No official / regulatory value

Laps	Sector 1	Sector 2	Sector 3	Lap Time	Laps	Sector 1	Sector 2	Sector 3	Lap Time	Laps	Sector 1	Sector 2	Sector 3	Lap Time
No.2 PETRENKO Bogdan					No.5 PTACEK Petr					No.9 MARCHANDISE Laurent				
1	22.081	18.746	16.519	57.346	1	21.381	17.560	18.493	57.434	1	26.359	19.660	16.619	1:02.638
2	17.850	16.492	15.760	50.102	2	18.402	16.532	16.101	51.035	2	17.762	15.653	15.387	48.802
3	17.513	15.650	15.342	48.505	3	18.203	16.429	16.120	50.752	3	17.401	15.510	15.451	48.362
4	17.634	15.518	15.645	48.797	4	19.195	16.245	16.361	51.801	4	17.335	15.528	15.390	48.253
5	18.106	15.933	15.601	49.640	5	17.933	16.677	16.222	50.832	5	17.363	15.472	15.367	48.202
6	17.264	15.435	15.342	48.041	6	18.745	16.626	16.279	51.650	6	17.363	15.432	15.435	48.230
7	17.928	15.898	15.354	49.180	7	18.394	17.082	16.434	51.910	7	17.246	15.450	15.341	48.037
8	17.400	15.469	15.385	48.254	8	18.437	16.434	17.808	52.679	8	17.495	15.485	15.423	48.403
9	17.478	15.552	15.511	48.541	9	18.062	16.475	16.082	50.619	9	17.282	15.529	15.443	48.254
10	17.421	15.519	15.386	48.326	10	18.042	16.181	16.271	50.494	10	17.234	15.510	15.535	48.279
11	17.457	15.591	16.213	49.261	11	17.999	16.278	16.132	50.409	No.10 TARENZI Maurice				
12	17.389	15.493	15.630	48.512	12	18.363	16.649	16.330	51.342	1	23.610	17.913	16.568	58.091
No.3 Teixeira Tiago					No.6 WAGNER Renato					No.11 FERNANDEZ Antoine				
1	22.141	17.849	15.918	55.908	1	24.123	18.331	17.822	1:00.276	2	18.434	16.328	15.892	50.654
2	17.562	15.736	15.715	49.013	2	18.292	15.926	15.706	49.924	3	17.914	15.996	17.009	50.919
3	17.405	15.518	15.492	48.415	3	17.897	15.680	15.716	49.293	4	17.842	16.728	15.831	50.401
4	17.559	15.534	15.484	48.577	4	17.845	15.670	15.595	49.110	5	17.722	16.028	15.774	49.524
5	17.346	15.546	15.402	48.294	5	17.558	15.803	15.577	48.938	6	17.882	15.982	15.878	49.742
6	17.367	15.540	15.395	48.302	6	17.675	15.754	15.627	49.056	7	18.289	16.190	16.537	51.016
7	17.398	15.548	15.541	48.487	7	18.377	16.018	15.764	50.159	8	18.244	16.176	18.155	52.575
8	17.461	15.468	15.356	48.285	8	17.726	15.829	15.585	49.140	9	17.812	15.824	15.749	49.385
9	17.416	15.442	15.571	48.429	9	17.772	15.821	15.650	49.243	10	17.657	15.767	15.889	49.313
10	17.461	16.590	20.705	54.756	10	17.660	15.982	15.911	49.553	11	17.630	15.834	15.991	49.455
11	18.696	15.794	15.639	50.129	11	17.973	16.066	15.687	49.726	No.14 KUSSMAUL Jean-François				
12	17.440	15.546	15.613	48.599	12	17.634	15.797	15.678	49.109	1	21.303	16.754	16.127	54.184
No.4 CARNEIRO Rui					No.7 HALDER Mike					No.12 KUSSMAUL Jean-François				
1	22.186	18.489	16.517	57.192	1	22.381	18.672	16.564	57.617	1	18.003	15.738	15.648	49.389
2	18.003	16.106	15.880	49.989	2	17.628	15.950	15.560	49.138	2	18.003	15.738	15.648	49.389
3	18.688	15.768	15.694	50.150	3	17.982	15.508	15.301	48.791					
4	17.618	15.684	15.745	49.047	4	17.376	15.412	15.200	47.988					
5	17.428	15.754	15.825	49.007	5	17.206	15.458	15.954	48.618					
6	17.635	15.524	15.667	48.826	6	17.194	15.433	15.227	47.854					
7	17.584	15.568	15.881	49.033	7	17.217	15.540	17.224	49.981					
8	17.453	15.575	15.762	48.790	8	17.220	15.489	15.365	48.074					
9	17.728	15.609	15.684	49.021	9	17.216	15.462	15.419	48.097					
10	17.474	15.615	15.782	48.871	10	17.245	16.031	20.455	53.731					
11	18.037	15.643	15.709	49.389	11	17.825	15.541	15.382	48.748					
12	17.791	16.110	15.629	49.530	12	17.190	15.426	16.194	48.810					



X30-Shifter

Qualifying Practice (QP)

Lap Time Analysis

For information purposes. No official / regulatory value

Laps	Sector 1	Sector 2	Sector 3	Lap Time
3	17.475	15.513	15.472	48.460
4	17.411	15.505	15.472	48.388
5	17.424	15.502	15.479	48.405
6	17.272	15.481	15.449	48.202
7	17.400	15.469	15.460	48.329
8	17.491	15.497	15.514	48.502
9	17.354	15.520	15.566	48.440
10	17.394	15.576	15.684	48.654
11	17.367	15.540	15.465	48.372
12	17.546	15.511	15.571	48.628

No.15 CONNOR Rogers

1	21.292	16.786	16.209	54.287
2	17.912	15.791	15.779	49.482
3	17.639	15.660	15.799	49.098
4	17.664	15.562	15.629	48.855
5	17.545	15.548	15.638	48.731
6	17.501	15.531	15.648	48.680
7	17.422	16.295	15.563	49.280
8	17.353	15.579	15.594	48.526
9	17.473	15.658	15.876	49.007
10	17.910	15.938	15.642	49.490
11	17.443	15.579	15.683	48.705

No.16 RENSBURG Luke

1	22.651	20.663	18.530	1:01.844
2	20.182	18.766	16.072	55.020
3	17.854	16.010	15.868	49.732
4	18.063	16.064	15.854	49.981
5	17.585	15.957	15.774	49.316
6	17.558	15.972	15.744	49.274
7	17.529	15.914	15.581	49.024
8	17.384	16.069	15.738	49.191
9	17.480	15.911	16.034	49.425
10	17.494	15.878	15.887	49.259
11	17.630	15.797	15.958	49.385
12	17.519	15.899	15.556	48.974

No.18 VALET Sylvain

1	21.566	17.851	16.598	56.015
2	17.801	15.881	15.530	49.212
3	17.884	15.653	16.352	49.889

4	17.746	15.624	15.415	48.785
5	17.329	15.584	15.627	48.540
6	17.289	15.584	15.437	48.310
7	17.387	15.576	15.388	48.351
8	17.205	15.520	15.394	48.119
9	17.313	15.491	15.346	48.150
10	17.317	15.482	15.399	48.198
11	17.345	15.593	15.415	48.353
12	17.263	15.557	15.324	48.144

No.20 GABRIEL Julien

1	22.075	18.159	17.026	57.260
2	17.968	16.016	15.582	49.566
3	17.702	15.875	15.750	49.327
4	17.331	15.491	15.676	48.498
5	17.359	15.471	15.497	48.327
6	17.228	15.519	15.594	48.341
7	17.321	15.497	15.535	48.353
8	17.244	15.415	15.534	48.193
9	17.539	15.614	15.446	48.599
10	17.363	15.610	15.611	48.584
11	17.234	15.621	15.692	48.547
12	17.379	15.585	15.757	48.721

No.21 MOINE Cindy

1	22.629	17.631	16.849	57.109
2	18.442	16.149	15.943	50.534
3	18.245	16.016	16.037	50.298
4	18.109	16.092	15.991	50.192
5	17.934	16.024	15.858	49.816
6	18.007	15.819	15.954	49.780
7	17.992	15.910	16.010	49.912
8	18.002	15.931	15.909	49.842
9	17.934	15.776	15.898	49.608
10	17.952	15.910	15.928	49.790
11	17.918	15.806	16.033	49.757
12	18.149	16.704	15.901	50.754

No.25 CHARLES Kenny

1	19.431	16.418	15.662	51.511
2	17.519	15.709	15.353	48.581
3	17.221	15.532	15.370	48.123

4	17.187	15.446	15.269	47.902
5	17.174	15.467	15.382	48.023
6	17.183	15.436	15.373	47.992
7	17.240	15.460	15.290	47.990
8	17.195	15.540	15.394	48.129
9	20.126	15.549	15.345	51.020

No.44 HARE Aston

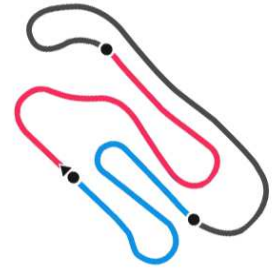
1	24.731	21.137	22.329	1:08.197
2	20.986	17.915	15.763	54.664
3	17.481	15.565	15.491	48.537
4	17.323	15.459	15.378	48.160
5	17.334	15.613	15.397	48.344
6	17.261	15.471	15.459	48.191
7	17.271	15.434	15.349	48.054
8	17.304	15.486	15.481	48.271
9	17.251	15.497	15.380	48.128
10	23.489	18.452	17.447	59.388
11	17.281	15.488	15.422	48.191

No.50 DELRE Thierry

1	21.855	17.606	16.117	55.578
2	17.714	15.772	15.884	49.370
3	17.268	15.476	15.387	48.131
4	17.456	15.521	15.273	48.250
5	17.275	15.459	15.342	48.076
6	17.314	15.602	15.289	48.205
7	17.119	15.439	15.286	47.844
8	17.270	15.540	15.304	48.114
9	17.225	15.833	15.343	48.401
10	17.379	15.486	15.405	48.270

No.52 GAY Sherman

1	22.256	18.394	16.739	57.389
2	18.167	16.177	15.860	50.204
3	17.853	15.776	15.999	49.628
4	17.664	15.729	15.834	49.227
5	17.588	15.743	15.571	48.902
6	17.501	15.781	15.597	48.879
7	17.562	15.589	15.712	48.863
8	17.652	15.568	15.669	48.889
9	17.611	15.591	15.642	48.844



X30-Shifter

Qualifying Practice (QP)

Lap Time Analysis

For information purposes. No official / regulatory value

Laps	Sector 1	Sector 2	Sector 3	Lap Time
10	17.571	15.510	15.656	48.737
11	17.573	15.676	15.749	48.998
12	18.412	15.886	15.756	50.054

No.53 CYPERS Thomas

1	24.347	20.592	17.818	1:02.757
2	19.312	16.028	15.795	51.135
3	17.477	15.475	15.368	48.320
4	17.277	15.458	15.567	48.302
5	17.345	15.359	15.530	48.234
6	17.517	15.525	15.452	48.494
7	17.371	15.432	15.521	48.324
8	17.341	15.497	15.674	48.512
9	17.300	15.474	15.556	48.330

No.66 LANZETTI Sebastian

1	24.894	21.180	21.330	1:07.404
2	17.873	15.946	15.780	49.599
3	17.584	15.551	15.588	48.723
4	17.280	15.597	15.916	48.793
5	17.254	15.620	15.709	48.583
6	17.239	15.616	15.561	48.416
7	17.465	15.505	15.512	48.482
8	17.389	15.513	15.800	48.702
9	18.244	18.119	16.209	52.572
10	17.448	15.656	15.699	48.803
11	17.444	15.564	15.719	48.727

No.69 MORRIS Nicky

1	19.804	16.451	15.691	51.946
2	17.705	15.636	15.426	48.767
3	17.511	15.679	15.392	48.582
4	17.433	15.527	15.484	48.444
5	17.300	15.512	15.468	48.280
6	17.577	15.586	15.362	48.525
7	17.367	15.550	15.434	48.351
8	17.405	15.478	15.508	48.391
9	17.463	15.577	15.548	48.588
10	17.563	15.653	15.490	48.706

No.71 MOING Yannick

1	24.515	20.339	17.922	1:02.776
2	19.644	16.356	15.940	51.940

Laps	Sector 1	Sector 2	Sector 3	Lap Time
3	18.096	15.928	16.008	50.032
4	17.847	16.080	15.874	49.801
5	17.541	16.111	15.996	49.648
6	17.742	15.725	15.830	49.297
7	17.693	15.971	15.725	49.389
8	18.084	15.912	15.711	49.707
9	17.677	15.890	15.836	49.403
10	17.672	16.032	15.825	49.529
11	17.757	16.001	16.024	49.782

No.77 DEBBAS Karim

1	25.661	19.452	18.956	1:04.069
2	1:33.391	19.887	16.566	2:09.844
3	17.807	16.111	16.167	50.085
4	18.137	16.044	15.614	49.795
5	17.527	15.677	15.631	48.835
6	17.544	15.518	15.604	48.666
7	17.642	15.848	15.666	49.156

No.93 NUVOLINI Stephen

1	21.809	17.567	16.103	55.479
2	17.758	15.727	15.447	48.932
3	17.300	15.503	15.475	48.278
4	17.821	15.456	15.347	48.624
5	17.256	15.452	15.311	48.019
6	17.279	15.694	15.275	48.248
7	17.167	15.442	15.251	47.860
8	17.257	15.548	15.312	48.117
9	17.162	15.500	15.373	48.035
10	17.875	15.455	15.407	48.737
11	17.194	15.455	15.395	48.044
12	17.205	15.412	15.340	47.957

No.94 COLDEFY Jason

1	26.256	19.521	16.585	1:02.362
2	17.998	15.997	16.002	49.997
3	17.646	15.842	15.677	49.165
4	17.631	15.788	15.620	49.039
5	17.735	15.701	15.729	49.165
6	17.730	15.777	15.537	49.044
7	17.558	15.777	15.665	49.000
8	17.568	15.797	15.682	49.047

Laps	Sector 1	Sector 2	Sector 3	Lap Time
9	17.639	15.903	15.731	49.273
10	17.783	15.809	15.775	49.367
11	17.554	15.797	15.755	49.106

No.98 VAREJES Trent

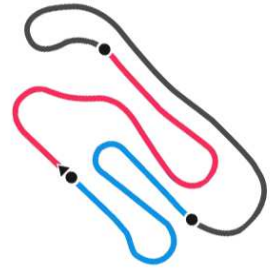
1	21.588	17.071	16.064	54.723
2	17.762	15.682	15.648	49.092
3	17.551	15.642	15.922	49.115
4	17.551	15.933	16.217	49.701
5	17.408	15.507	15.571	48.486
6	17.488	16.148	15.432	49.068
7	17.434	15.509	15.661	48.604
8	17.296	15.503	15.620	48.419
9	17.520	15.440	15.637	48.597
10	17.477	15.624	15.435	48.536
11	17.245	15.525	15.600	48.370
12	17.265	15.541	15.731	48.537

No.166 DE VITO Rodolphe

1	22.521	18.367	16.952	57.840
2	18.195	16.047	15.715	49.957
3	17.834	15.890	16.149	49.873
4	17.588	15.817	15.675	49.080
5	17.483	15.874	15.609	48.966
6	17.627	15.721	15.587	48.935
7	17.480	15.594	15.584	48.658
8	17.485	15.685	15.588	48.758
9	17.497	15.755	15.639	48.891
10	17.451	15.821	15.723	48.995
11	17.616	15.744	15.597	48.957
12	18.508	15.919	15.648	50.075

No.911 DAUGA Stéphane

1	24.110	18.634	16.425	59.169
2	18.125	16.078	15.856	50.059
3	17.627	15.806	15.764	49.197
4	17.596	15.741	15.775	49.112
5	17.329	15.884	15.641	48.854
6	17.457	15.744	15.532	48.733
7	17.509	15.944	15.679	49.132
8	17.364	15.945	15.718	49.027
9	17.335	15.759	15.884	48.978



X30-Shifter

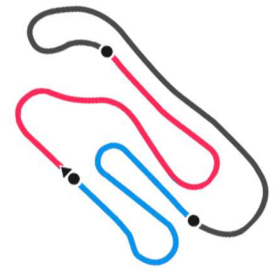
Qualifying Practice (QP)

For information purposes. No official / regulatory value

Lap Time Analysis

Laps	Sector 1	Sector 2	Sector 3	Lap Time
10	17.402	15.767	15.703	48.872
11	17.619	15.828	15.709	49.156
12	17.583	15.730	15.701	49.014





PARTICIPANTS

IAME
INTERNATIONAL FINAL

JOIN THE EVENT OF THE YEAR!

October 17th/20st - 2013

ACTUA
CIRCUIT DE LYON

WWW.X30WORLD.COM/IAME.INTERNATIONAL.FINAL

INFO: K.C. Pays d'Olmes et Mirepoix - Karting Circuit La Plana - 09600 Algaes-Yves - France
Mail: victoryconcept@hotmail.com - Phone: +33 (0)5 63 54 86 74 / +33 (0)6 85 10 95 92

OFFICIAL SPONSOR

freem komet IAME The heart of kart stilo WZADOL



X30-Shifter

List of Participants (29 Drivers)

Document 1

No.	Entrant	Driver	Nat	Equipment
2	Praga Kart Racing	PETRENKO Bogdan		Praga / X30 / Komet
3	Goncalves Tiago	Teixeira Tiago		Birel / X30 / Komet
4	Costa Rui	CARNEIRO Rui		Birel / X30 / Komet
5	Praga Kart Racing	PTACEK Petr		Praga / X30 / Komet
6	De Rada Wagner Gustavo	WAGNER Renato		Praga / X30 / Komet
7	Wild Kart Racing Team	HALDER Mike		Wild Kart / X30 / Komet
9	KCM	MARCHANDISE Laurent		CRG / X30 / Komet
10	Idéal Kart	TERENZI Maurice		Kosmic / X30 / Komet
11	Fernandez	FERNANDEZ Antoine		Tony-Kart / X30 / Komet
14	Kart Shop 67	KUSSMAUL Jean-François		Tecno / X30 / Komet
15	Zanardi	CONNOR Rogers		Zanardi / X30 / Komet
16	Zanardi	RENSBURG Luke		Zanardi / X30 / Komet
18	Valet	VALET Sylvain		Praga / X30 / Komet
20	Idéal Kart	GABRIEL Julien		Kosmic / X30 / Komet
21	Moine Cindy	MOINE Cindy		Praga / X30 / Komet
25	CHARLES Kenny	CHARLES Kenny		Merlin / X30 / Komet
44	Zanardi	HARE Aston		Zanardi / X30 / Komet
50	Delre thierry	DELRE Thierry		Formula K / X30 / Komet
52	DR Racing Kart France	GAY Sherman		DR / X30 / Komet
53	Koenig Marie-Chantal	CYPERS Thomas		Sodi / X30 / Komet
66	JHB South Africa	LANZETTI Sebastian		Zanardi / X30 / Komet
69	Moris	MORRIS Nicky		Merlin / X30 / Komet
71	Le Moing Yannick	MOING Yannick		CRG / X30 / Komet
77	Debbas Karim	DEBBAS Karim		CRG / X30 / Komet
93	Action Karting	NUVOLINI Stephen		Praga / X30 / Komet
94	Team MSR	COLDEFY Jason		Birel / X30 / Komet
98	Zanardi	VAREJES Trent		Zanardi / X30 / Komet
166	TK Racing	DE VITO Rodolphe		DR / X30 / Komet
911	Dauga Stéphane	DAUGA Stéphane		Praga / X30 / Komet