

RESULTS

BOOKLET

IAME
INTERNATIONAL FINAL

JOIN THE EVENT OF THE YEAR!

October 17th/20st - 2013

ACTUA
CIRCUIT DE LYON

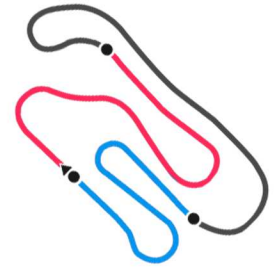
WWW.X30WORLD.COM/IAME.INTERNATIONAL.FINAL

INFO: K.C. Pays d'Olmes et Mirepoix - Karting Circuit La Plana - 09600 Algaes-Yves - France
Mail: victoryconcept@hotmail.com - Phone: +33 (0)5 63 54 86 74 / +33 (0)6 85 10 95 92

OFFICIAL SPONSOR

freem komet IAME The heart of kart stilo WZADOLIL





FINAL

PHASE

IAME
INTERNATIONAL FINAL

JOIN THE EVENT OF THE YEAR!

October 17th/20st - 2013

ACTUA
CIRCUIT DE LYON

WWW.X30WORLD.COM/IAME.INTERNATIONAL.FINAL

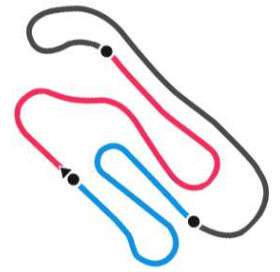
INFO: K.C. Pays d'Olmes et Mirepoix - Karting Circuit Le Plans - 09600 Algaes-Yves - France
Mail: victoryconcept@hotmail.com - Phone: +33 (0)5 63 54 86 74 / +33 (0)6 85 10 95 92

OFFICIAL SPONSOR

freem komet IAME stilo WZADOLIL

The heart of kart





X30-Junior

Final A (FA) Results

Document 33.2 OFFICIAL

Subject to scrutineering & sporting investigations

Rnk	No.	Entrant	Driver	Nat	Equipment	Laps	Gap	Interv.	Best Lap	Penalty [QP-QH-PFA]
1	▲3	129 Bollier Romain	BOLLIER Jules		Kosmic / X30 / Komet	15			50.771	[7-4-4]
2	▼1	42 Bonduel Racing	BONDUEL Amaury		Art GP / X30 / Komet	15	0.915	0.915	50.880	[1-1-1]
3	▲4	555 Action Karting	ANDLAUER Julien		OK1 / X30 / Komet	15	6.052	5.137	51.195	[3-15-7]
4	▲7	111 Lehook Vincent	LEHOUCK Arthur		Tony-kart / X30 / Komet	15	6.657	0.605	51.442	[6-14-11]
5	▲13	88 Potty Samuel	POTTY Maxime		? / X30 / Komet	15	7.038	0.381	51.011	[2-16-18]
6	▲3	118 Leist	LEIST Matheus		LH / X30 / Komet	15	7.471	0.433	51.430	[24-23-9]
7	▲8	5 Prudent Frédéric	PRUDENT Adeline		Tony-Kart / X30 / Komet	15	9.774	2.303	51.165	[4-3-15]
8	▲8	113 RSD Karting	LAMBERT Anthony		Kosmic / X30 / Komet	15	10.146	0.372	51.082	[5-9-16]
9	▲24	1 Art GP	CAMARA Sergio		Art GP / X30 / Komet	15	11.663	1.517	51.094	[27-21-33]
10	▼7	33 Besler Mehmet	BESLER Berkay		Tony-Kart / X30 / Komet	15	11.935	0.272	51.248	[17-7-3]
11	▲3	15 JSP Racing Team	SARFATI Jean-Noël		Tony-Kart / X30 / Komet	15	12.449	0.514	51.328	+3.000 [36-29-14]
12	▲7	11 Marserou Jeff	MARSEROU Vincent		Tony-Kart / X30 / Komet	15	13.643	1.194	51.292	[11-27-19]
13	▼8	41 Praga Germany	GLANIA Luis		Praga / X30 / Komet	15	13.987	0.344	51.306	[21-8-5]
14	▲3	27 Magnus Patrick	MAGNUS Gilles		FK / X30 / Komet	15	14.093	0.106	51.460	[10-5-17]
15	▲6	45 Teluk	TELUK Illia		Zanardi / X30 / Komet	15	16.763	2.670	51.351	[31-20-21]
16	▲8	8 Praga Racing Kart	SATO Marino		Praga / X30 / Komet	15	16.960	0.197	51.415	[25-18-24]
17	▲13	43 Cardoso	CARDOSO Pedro		LH / X30 / Komet	15	21.024	4.064	51.530	[14-12-30]
18	▲7	82 Chiesa Corse	QUEVEDO Kevin		Zanardi / X30 / Komet	15	23.329	2.305	51.525	[22-31-25]
19	▲9	81 Chiesa Corse	ROMANO Bruno		Zanardi / X30 / Komet	15	25.249	1.920	51.504	[34-26-28]
20	▼8	12 Drion	DRION Maxime		Sodi / X30 / Komet	15	26.064	0.815	51.131	+10.000 [15-33-12]
21	▲13	6 Demarque	DEMARQUE Jérémy		LH / X30 / Komet	15	26.100	0.036	51.262	[8-13-34]
22	▲9	4 Dischner Racing	DINGERT Vivien		Top-Kart / X30 / Komet	15	26.286	0.186	51.608	[29-34-31]
23	=	115 Kilian Team Karting	BACCONNET Kilian		OK1 / X30 / Komet	15	30.789	4.503	52.533	[28-24-23]
24	▼16	73 Bielefeldt Bjarne	BIELEFELDT Peter		Ayrton Senna / X30 / Komet	15	31.998	1.209	51.492	[20-11-8]
25	▼15	30 JM Racing	PRICE Josh		RK / X30 / Komet	15	33.327	1.329	51.469	[12-17-10]
26	▼6	2 Malevaut Sport	FENESTRAZ Sacha		Tony-Kart / X30 / Komet	15	33.937	0.610	51.744	[13-10-20]
27	▼5	21 Scuderia PCR Swiss	REICH Fabrizio		PCR / X30 / Komet	15	35.636	1.699	51.982	[35-22-22]
28	▼1	44 Armano Mario	ARMANO Loris		Kosmic / X30 / Komet	15	39.990	4.354	52.116	[37-25-27]
29	=	22 Praga Germany	HEIDE Alexander		Praga / X30 / Komet	15	41.366	1.376	52.578	[43-32-29]
30	▼24	212 Ykart Competition Team	SOUSA Yohan		Zanardi / X30 / Komet	13	2 Laps	2 Laps	51.786	[26-19-6]
31	▲1	60 Marie	MARIE François		OK1 / X30 / Komet	7	8 Laps	6 Laps	54.330	[54-28-32]
32	▼19	7 Wild Kart Racing Team	HALDER Michelle		Wild Kart / X30 / Komet	3	12 Laps	4 Laps	52.329	[18-6-13]
33	▼7	64 Nergutti Compétition	NERGUTI Alban		Tony-Kart / X30 / Komet	2	13 Laps	1 Lap	54.696	[51-30-26]
34	▼32	110 Raspatelli Bruno	RASPATELLI Matteo		Kosmic / X30 / Komet	0	15 Laps	2 Laps		[9-2-2]

No.15 SARFATI Jean-Noël : 3 seconds penalty for leaving corridor. Art 2.20 CIK General Prescriptions. According to Stewards' Decision No.60.

No.12 DRION Maxime : 10 seconds penalty for leaving corridor. Art 2.20 CIK General Prescriptions. According to Stewards' Decision No.61.

Leaders : No.42 BONDUEL Amaury (1-5) / No.129 BOLLIER Jules (6-15)

Start Time : 20/10 - 16:22:02

Best Lap : No.129 BOLLIER Jules 50.771 88,63 Kph

Weather : Slightly cloudy Air : 18°C Track : Drying

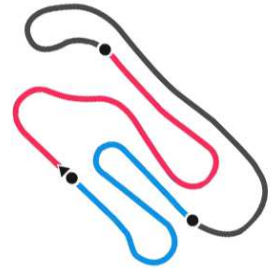
Event Record : No.42 BONDUEL Amaury 50.024 89,95 Kph

2013 Iame International Final (FRA) 18-20/10/2013

Timing by Apex Timing

Apex Timing





DOCUMENT N° 61
DÉCISION DES COMMISSAIRES SPORTIFS
STEWARDS' DECISION

PÉNALITÉ INFLIGÉE AU CONCURRENT (NOM) : **Drion**
 PENALTY INFLICTED UPON THE ENTRANT (NAME):
 NATIONALITÉ / NATIONALITY:
 N°: **12** PILOTE : **DRION Maxime**
 No.: DRIVER :

Concerne la partie de l'Épreuve : **X30-Junior - Final A**
 Concerns the part of the event:

ÉNONCÉ / STATEMENT:
10 sec time penalty in the above session concerned

MOTIF / REASON:
 The kart concerned completely getting out of his corridor before the start was given (reported by Judge of Fact). Having considered the report from Judge of Fact, having considered the relevant video sequence and after hearing the Entrant concerned, the Stewards feel that this fact contravenes art 2.20 CIK-FIA General Prescriptions and Briefing instructions. The Stewards take their decision in accordance with art 2.20 and 2.24 CIK-FIA GP and 152 and 153 FIA International Sporting Code.

Décision annoncée Date / Date: **20/10/2013** Heure / Time: **17:00**
 Decision announced

Nom / Name Signature

Président du Collège / Chairman of the Panel:
Bernard Navarro (FRA) :

Membres du Collège / Members of the Panel:
Hervé Lemenager (FRA) :

Jean-Claude Sanchez (FRA) :

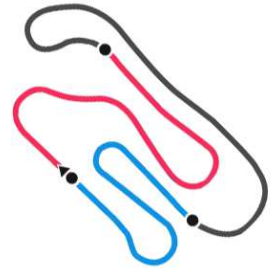
NOTIFICATION AU CONCURRENT CONCERNÉ / NOTIFICATION TO THE RELEVANT ENTRANT

Je soussigné :
 I undersigned: Nom personnel / personal name

Représentant du Concurrent : **Drion**
 Representing the Entrant: Nom du Concurrent / Entrant's name

Certifie avoir reçu notification du document N° **61** des Commissaires Sportifs de l'Épreuve.
 Certify that I have been notified of document No. by the Stewards of the Meeting.

Date : Heure / Time: Signature :



DOCUMENT N° 60
DÉCISION DES COMMISSAIRES SPORTIFS
STEWARDS' DECISION

PÉNALITÉ INFLIGÉE AU CONCURRENT (NOM) : **JSP Racing Team**
 PENALTY INFLICTED UPON THE ENTRANT (NAME):
 NATIONALITÉ / NATIONALITY:
 N°: **15** PILOTE : **SARFATI Jean-Noël**
 No.: DRIVER :

Concerne la partie de l'Épreuve : **X30-Junior - Final A**
 Concerns the part of the event:

ÉNONCÉ / STATEMENT:
3 sec time penalty in the above session concerned

MOTIF / REASON:
 The kart concerned partly crossing the lane of his corridor before the start was given (reported by Judge of Fact). Having considered the report from Judge of Fact, having considered the relevant video sequence and after hearing the Entrant concerned, the Stewards feel that this fact contravenes art 2.20 CIK-FIA General Prescriptions and Briefing instructions. The Stewards take their decision in accordance with art 2.20 and 2.24 CIK-FIA GP and 152 and 153 FIA International Sporting Code.

Décision annoncée Date / Date: **20/10/2013** Heure / Time: **16:51**
Decision announced

	Nom / Name	Signature
Président du Collège / Chairman of the Panel:		
	Bernard Navarro (FRA) :
Membres du Collège / Members of the Panel:		
	Hervé Lemenager (FRA) :
	Jean-Claude Sanchez (FRA) :

NOTIFICATION AU CONCURRENT CONCERNÉ / NOTIFICATION TO THE RELEVANT ENTRANT

Je soussigné :
I undersigned: Nom personnel / personal name

Représentant du Concurrent : **JSP Racing Team**
Representing the Entrant: Nom du Concurrent / Entrant's name

Certifie avoir reçu notification du document N° **60** des Commissaires Sportifs de l'Épreuve.
Certify that I have been notified of document No. *by the Stewards of the Meeting.*

Date : Heure / Time: Signature :



X30-Junior

Final A (FA) Lap Chart

For information purposes. No official / regulatory value

	1	2	3	4	5	6	7	8	9	10	11	12	13	14	15	16	17	18	19	20	21	22	23	24	25	26	27	28	29	30	31	32	33	34
Grid	42	110	33	129	41	212	555	73	118	30	111	12	7	15	5	113	27	88	11	2	45	21	115	8	82	64	44	81	22	43	4	60	1	6
Start	42	33	110	129	212	41	73	555	12	30	118	111	15	7	5	113	27	11	88	45	2	21	115	8	82	22	64	4	1	43	60	6	44	81
Lap 1 Interval	42	33	118	129	15	111	555	27	7	88	5	113	11	45	2	41	8	64	21	1	115	22	82	12	6	43	81	4	44	60	30	73	212	
Lap 2	42	129	118	111	33	15	555	27	88	5	7	11	113	2	45	41	1	64	8	115	21	82	12	43	81	6	4	22	44	60	30	73	212	
Lap 3	42	129	111	118	15	555	27	88	33	5	X	11	113	2	45	41	1	8	12	43	82	115	81	6	4	22	30	60	21	44	73	212		
Lap 4	42	129	111	118	15	555	88	33	5	27	113	11	2	1	41	45	8	43	12	82	115	81	6	4	22	30	60	21	44	73	212			
Lap 5	42	129	111	118	555	88	15	33	5	27	113	11	2	1	41	45	8	12	43	82	115	81	4	22	6	30	60	21	73	44	212			
Lap 6	129	42	111	118	555	88	15	33	5	113	27	11	1	2	41	45	8	12	43	82	81	115	4	6	22	30	21	60	73	44	212			
Lap 7	129	42	111	118	555	88	15	33	113	5	27	11	1	2	41	45	8	12	43	82	81	115	4	6	22	30	21	73	44	60	212			
Lap 8	129	42	111	118	555	88	15	113	33	5	27	11	1	2	41	45	8	12	43	81	82	4	115	6	30	22	73	21	44	212				
Lap 9	129	42	111	555	118	88	15	5	113	33	27	1	11	2	41	45	8	12	43	81	82	4	115	6	30	73	21	22	212	44				
Lap 10	129	42	111	555	88	118	15	5	113	33	27	1	11	41	8	45	12	43	81	82	2	4	6	115	30	73	21	22	212	44				
Lap 11	129	42	111	555	88	118	15	5	113	33	1	27	11	41	8	12	45	81	43	82	2	4	6	115	73	30	21	22	212	44				
Lap 12	129	42	111	555	88	118	15	5	113	33	1	27	11	41	8	12	45	81	43	82	4	6	115	2	73	30	21	22	212	44				
Lap 13	129	42	555	88	111	118	15	5	113	1	33	27	11	41	8	12	45	81	43	82	4	6	115	2	73	30	21	212	44	22				
Lap 14	129	42	555	88	111	118	15	5	113	1	33	27	11	41	8	12	45	81	43	82	4	6	115	73	2	30	21	44	22					
Lap 15	129	42	555	111	88	118	15	5	113	1	33	11	41	27	12	45	8	43	82	81	6	4	115	73	30	2	21	44	22					





X30-Junior

Final A (FA) Lap Time Analysis

For information purposes. No official / regulatory value

Laps	Sector 1	Sector 2	Sector 3	Lap Time
No.1 CAMARA Sergio				
1	23.364	17.531	17.299	58.194
2	19.383	17.385	16.971	53.739
3	19.155	16.805	16.697	52.657
4	18.943	16.854	16.740	52.537
5	18.721	16.778	16.652	52.151
6	18.570	16.696	16.571	51.837
7	18.517	16.608	16.442	51.567
8	18.458	16.529	16.441	51.428
9	18.647	16.890	16.519	52.056
10	18.746	16.551	16.828	52.125
11	18.393	16.456	16.431	51.280
12	18.469	16.528	16.365	51.362
13	18.392	16.480	16.605	51.477
14	18.372	16.467	16.369	51.208
15	18.389	16.397	16.308	51.094

Laps	Sector 1	Sector 2	Sector 3	Lap Time
No.2 FENESTRAZ Sacha				
1	22.483	17.553	17.112	57.148
2	19.366	18.129	17.232	54.727
3	18.928	17.036	16.986	52.950
4	18.878	16.893	16.780	52.551
5	18.792	16.855	16.731	52.378
6	18.685	16.760	16.875	52.320
7	18.693	16.641	16.623	51.957
8	18.616	16.627	16.572	51.815
9	18.502	16.533	16.709	51.744
10	18.608	16.950	24.398	59.956
11	19.178	17.155	17.246	53.579
12	21.355	17.198	17.297	55.850
13	19.946	17.266	17.118	54.330
14	19.160	17.026	17.123	53.309
15	18.926	16.931	17.390	53.247

Laps	Sector 1	Sector 2	Sector 3	Lap Time
No.4 DINGERT Vivien				
1	25.380	18.870	17.236	1:01.486
2	19.677	17.520	17.786	54.983
3	19.083	17.145	16.868	53.096
4	19.377	17.662	17.102	54.141
5	19.179	16.839	16.509	52.527
6	18.655	16.780	17.640	53.075

Laps	Sector 1	Sector 2	Sector 3	Lap Time
7	18.727	16.867	16.881	52.475
8	19.131	17.208	16.675	53.014
9	18.686	16.802	16.546	52.034
10	18.589	16.805	16.429	51.823
11	18.653	16.730	16.636	52.019
12	19.216	16.711	16.519	52.446
13	18.658	16.652	16.419	51.729
14	18.506	16.556	16.546	51.608
15	19.201	17.538	16.483	53.222

Laps	Sector 1	Sector 2	Sector 3	Lap Time
No.5 PRUDENT Adeline				
1	21.657	17.440	17.989	57.086
2	19.217	16.928	16.773	52.918
3	18.638	16.679	17.043	52.360
4	18.799	17.204	16.674	52.677
5	19.244	17.028	16.805	53.077
6	18.640	17.009	17.021	52.670
7	18.589	16.966	16.615	52.170
8	18.846	16.619	16.454	51.919
9	18.662	16.540	16.667	51.869
10	18.460	16.613	16.450	51.523
11	18.368	16.508	16.415	51.291
12	18.364	16.537	16.336	51.237
13	18.411	16.477	16.277	51.165
14	18.406	16.470	16.311	51.187
15	18.305	16.411	16.545	51.261

Laps	Sector 1	Sector 2	Sector 3	Lap Time
No.6 DEMARQUE Jérémy				
1	24.233	17.877	17.200	59.310
2	20.022	17.976	17.582	55.580
3	19.074	17.118	16.897	53.089
4	19.507	18.048	16.818	54.373
5	20.720	17.542	16.952	55.214
6	18.989	17.101	16.976	53.066
7	18.946	16.908	16.668	52.522
8	18.753	16.856	16.529	52.138
9	18.626	16.699	16.544	51.869
10	18.831	16.625	16.500	51.956
11	18.647	16.688	16.505	51.840
12	18.718	16.626	16.406	51.750
13	18.381	16.542	16.339	51.262
14	18.365	16.531	16.480	51.376

Laps	Sector 1	Sector 2	Sector 3	Lap Time
15	19.162	17.200	16.501	52.863
No.7 HALDER Michelle				
1	21.511	17.468	17.960	56.939
2	19.759	17.058	16.839	53.656
3	18.868	16.726	16.735	52.329

Laps	Sector 1	Sector 2	Sector 3	Lap Time
No.8 SATO Marino				
1	22.820	17.809	17.029	57.658
2	19.045	17.584	19.256	55.885
3	18.875	17.795	17.082	53.752
4	18.811	16.962	16.813	52.586
5	18.798	16.780	16.586	52.164
6	18.711	16.811	16.507	52.029
7	18.579	16.699	16.564	51.842
8	18.534	16.605	16.429	51.568
9	18.438	16.565	16.629	51.632
10	18.829	16.558	16.867	52.254
11	18.577	16.616	16.378	51.571
12	18.448	16.614	16.353	51.415
13	18.629	16.636	16.289	51.554
14	18.545	16.587	16.381	51.513
15	18.630	17.418	17.150	53.198

Laps	Sector 1	Sector 2	Sector 3	Lap Time
No.11 MARSEROU Vincent				
1	22.200	17.465	17.303	56.968
2	19.539	17.014	16.941	53.494
3	18.857	16.840	16.752	52.449
4	19.051	17.020	16.822	52.893
5	18.682	16.894	16.851	52.427
6	18.710	16.909	17.065	52.684
7	18.845	16.713	16.685	52.243
8	18.634	16.697	16.555	51.886
9	18.833	17.213	16.653	52.699
10	18.784	16.864	16.679	52.327
11	18.621	16.668	16.508	51.797
12	18.532	16.683	16.394	51.609
13	18.446	16.490	16.356	51.292
14	18.449	16.490	16.383	51.322
15	18.496	16.568	16.759	51.823





X30-Junior

Final A (FA) Lap Time Analysis

For information purposes. No official / regulatory value

Laps	Sector 1	Sector 2	Sector 3	Lap Time
No.12 DRION Maxime				
1	26.694	17.932	17.082	1:01.708
2	19.787	18.157	17.398	55.342
3	18.908	17.011	17.407	53.326
4	19.193	17.043	16.707	52.943
5	18.763	16.767	16.554	52.084
6	18.696	16.663	16.412	51.771
7	18.548	16.593	16.503	51.644
8	18.607	16.538	16.422	51.567
9	18.553	16.573	16.434	51.560
10	18.499	16.520	16.527	51.546
11	18.527	16.748	16.477	51.752
12	18.496	16.561	16.341	51.398
13	18.404	16.448	16.305	51.157
14	18.279	16.457	16.395	51.131
15	18.527	17.175	16.448	52.150

Laps	Sector 1	Sector 2	Sector 3	Lap Time
No.15 SARFATI Jean-Noël				
1	20.797	17.247	16.897	54.941
2	18.855	16.997	17.455	53.307
3	19.097	16.965	17.046	53.108
4	18.609	16.972	17.129	52.710
5	19.968	16.907	16.798	53.673
6	18.649	16.818	16.669	52.136
7	18.532	16.739	16.678	51.949
8	18.565	16.693	16.601	51.859
9	18.610	16.668	16.616	51.894
10	18.454	16.614	16.399	51.467
11	18.488	16.668	16.446	51.602
12	18.379	16.651	16.430	51.460
13	18.392	16.555	16.389	51.336
14	18.282	16.541	16.505	51.328
15	18.395	16.568	16.494	51.457

Laps	Sector 1	Sector 2	Sector 3	Lap Time
No.21 REICH Fabrizio				
1	23.243	18.236	17.295	58.774
2	21.288	17.467	17.093	55.848
3	19.075	23.911	19.830	1:02.816
4	19.573	17.699	17.043	54.315
5	19.197	17.217	16.940	53.354
6	18.999	17.121	16.757	52.877

Laps	Sector 1	Sector 2	Sector 3	Lap Time
7	18.905	17.045	16.820	52.770
8	18.862	17.117	16.902	52.881
9	18.731	16.839	16.845	52.415
10	18.930	16.948	16.844	52.722
11	18.857	16.827	16.705	52.389
12	18.701	16.752	16.558	52.011
13	18.615	16.801	16.695	52.111
14	18.719	16.689	16.574	51.982
15	18.718	16.771	16.683	52.172

Laps	Sector 1	Sector 2	Sector 3	Lap Time
No.22 HEIDE Alexander				
1	24.634	17.732	17.557	59.923
2	19.995	18.572	18.496	57.063
3	19.323	17.504	17.261	54.088
4	19.314	17.198	17.059	53.571
5	19.180	17.472	17.160	53.812
6	19.136	17.248	17.343	53.727
7	19.047	16.991	17.121	53.159
8	21.940	17.929	17.145	57.014
9	18.995	17.236	17.205	53.436
10	19.275	17.024	16.882	53.181
11	18.946	17.196	16.996	53.138
12	19.191	17.176	17.117	53.484
13	19.543	17.415	16.975	53.933
14	18.904	16.878	16.989	52.771
15	18.784	16.837	16.957	52.578

Laps	Sector 1	Sector 2	Sector 3	Lap Time
No.27 MAGNUS Gilles				
1	21.689	17.385	17.110	56.184
2	19.030	17.012	16.945	52.987
3	18.678	16.775	17.044	52.497
4	20.053	16.980	16.730	53.763
5	18.870	17.027	16.778	52.675
6	18.650	16.974	17.351	52.975
7	18.654	16.757	16.539	51.950
8	18.776	16.690	16.567	52.033
9	18.855	16.842	16.690	52.387
10	18.689	16.574	16.832	52.095
11	18.683	16.645	16.553	51.881
12	18.547	16.662	16.506	51.715
13	18.401	16.620	16.491	51.512
14	18.488	16.584	16.388	51.460

Laps	Sector 1	Sector 2	Sector 3	Lap Time
15	18.495	16.862	17.105	52.462
No.30 PRICE Josh				
1	33.713	17.856	17.108	1:08.677
2	19.089	17.305	17.190	53.584
3	19.023	17.454	17.058	53.535
4	19.016	17.087	16.892	52.995
5	18.891	17.104	16.715	52.710
6	18.895	16.965	16.745	52.605
7	18.809	16.921	17.089	52.819
8	21.909	17.423	16.849	56.181
9	18.775	16.882	16.806	52.463
10	18.704	16.851	16.688	52.243
11	19.674	16.711	16.802	53.187
12	18.580	16.708	16.534	51.822
13	18.578	16.641	16.471	51.690
14	18.447	16.580	16.442	51.469
15	18.716	17.051	16.574	52.341

Laps	Sector 1	Sector 2	Sector 3	Lap Time
No.33 BESLER Berkey				
1	20.079	17.496	17.031	54.606
2	19.142	17.442	17.638	54.222
3	19.086	17.195	17.886	54.167
4	18.865	17.106	16.818	52.789
5	19.146	17.095	16.760	53.001
6	18.623	16.947	16.935	52.505
7	18.566	16.855	16.651	52.072
8	18.665	16.939	16.595	52.199
9	19.232	16.812	16.649	52.693
10	18.614	16.626	16.481	51.721
11	18.473	16.579	16.507	51.559
12	18.525	16.577	16.389	51.491
13	18.511	16.529	16.817	51.857
14	18.425	16.454	16.379	51.258
15	18.381	16.512	16.355	51.248

Laps	Sector 1	Sector 2	Sector 3	Lap Time
No.41 GLANIA Luis				
1	23.628	17.941	17.152	58.721
2	19.302	18.038	17.709	55.049
3	18.984	17.016	16.722	52.722
4	18.889	16.960	17.213	53.062
5	18.964	16.784	16.748	52.496





X30-Junior

Final A (FA) Lap Time Analysis

For information purposes. No official / regulatory value

Laps	Sector 1	Sector 2	Sector 3	Lap Time
6	18.692	16.834	16.709	52.235
7	18.695	16.746	16.480	51.921
8	18.665	16.637	16.559	51.861
9	18.570	16.654	16.407	51.631
10	18.564	16.587	16.820	51.971
11	18.510	16.545	16.439	51.494
12	18.473	16.553	16.529	51.555
13	18.516	16.546	16.370	51.432
14	18.386	16.551	16.369	51.306
15	18.506	16.551	16.667	51.724

No.42 BONDUEL Amaury

1	19.984	17.310	16.818	54.112
2	18.856	16.971	16.588	52.415
3	20.210	16.937	16.528	53.675
4	18.706	16.952	16.542	52.200
5	18.587	16.746	16.479	51.812
6	18.619	17.084	16.612	52.315
7	18.432	16.526	16.429	51.387
8	18.403	16.495	16.460	51.358
9	18.445	16.472	16.369	51.286
10	18.375	16.356	16.329	51.060
11	18.386	16.388	16.338	51.112
12	18.249	16.425	16.308	50.982
13	18.263	16.383	16.299	50.945
14	18.248	16.395	16.237	50.880
15	18.250	16.394	16.343	50.987

No.43 CARDOSO Pedro

1	25.178	17.857	17.221	1:00.256
2	20.171	17.422	17.323	54.916
3	18.987	16.984	17.219	53.190
4	18.865	17.100	16.732	52.697
5	18.713	17.141	16.675	52.529
6	18.573	16.725	16.650	51.948
7	18.468	16.775	17.563	52.806
8	18.949	16.932	16.507	52.388
9	18.477	16.770	16.649	51.896
10	18.581	16.716	16.413	51.710
11	18.503	16.770	17.014	52.287
12	18.530	16.709	16.336	51.575
13	18.445	16.738	16.826	52.009

14	18.455	16.593	16.482	51.530
15	18.922	16.690	16.574	52.186

No.44 ARMANO Loris

1	24.428	18.478	17.615	1:00.521
2	19.529	17.293	18.132	54.954
3	26.451	18.489	17.526	1:02.466
4	19.460	17.390	17.287	54.137
5	19.083	17.495	16.981	53.559
6	19.018	17.061	16.962	53.041
7	18.924	17.030	16.952	52.906
8	18.885	17.209	17.154	53.248
9	19.434	16.869	16.709	53.012
10	18.720	16.769	16.627	52.116
11	18.891	16.943	16.610	52.444
12	18.841	16.883	16.701	52.425
13	18.800	16.972	16.812	52.584
14	18.855	16.829	16.592	52.276
15	18.797	16.748	16.605	52.150

No.45 TELUK Illia

1	22.152	17.732	17.072	56.956
2	19.728	18.309	17.140	55.177
3	18.933	17.197	16.772	52.902
4	19.624	16.850	17.012	53.486
5	18.915	16.807	16.736	52.458
6	18.678	16.924	16.608	52.210
7	18.813	16.709	16.544	52.066
8	18.767	16.713	16.479	51.959
9	18.701	16.656	16.729	52.086
10	19.077	16.886	16.779	52.742
11	18.807	16.661	16.906	52.374
12	18.560	16.563	16.490	51.613
13	18.526	16.544	16.446	51.516
14	18.423	16.536	16.392	51.351
15	18.569	16.585	16.666	51.820

No.60 MARIE François

1	26.621	18.160	17.447	1:02.228
2	19.580	17.592	17.397	54.569
3	22.390	18.236	17.347	57.973
4	19.468	17.543	17.327	54.338

5	19.442	17.607	17.310	54.359
6	19.628	17.445	17.257	54.330
7	19.629	17.510	17.585	54.724

No.64 NERGUTI Alban

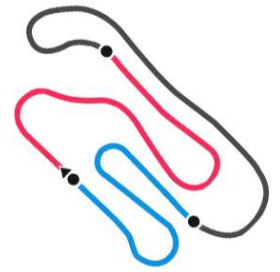
1	22.378	18.392	17.455	58.225
2	19.534	17.709	17.453	54.696

No.73 BIELEFELDT Peter

1	42.668	17.537	17.063	1:17.268
2	19.008	17.110	16.986	53.104
3	18.865	17.134	16.766	52.765
4	19.028	16.996	16.674	52.698
5	18.789	17.007	16.671	52.467
6	18.781	16.893	16.614	52.288
7	18.691	16.840	16.509	52.040
8	18.521	16.713	16.798	52.032
9	18.679	16.737	16.471	51.887
10	18.532	16.517	16.499	51.548
11	19.318	16.800	16.563	52.681
12	18.640	16.598	16.414	51.652
13	18.467	16.604	16.570	51.641
14	18.482	16.550	16.548	51.580
15	18.521	16.590	16.381	51.492

No.81 ROMANO Bruno

1	24.615	17.807	17.038	59.460
2	19.729	17.328	17.778	54.835
3	19.122	16.980	17.127	53.229
4	19.493	17.735	16.726	53.954
5	18.853	16.797	16.644	52.294
6	19.029	16.919	16.664	52.612
7	18.585	16.733	16.693	52.011
8	18.676	16.608	16.528	51.812
9	18.635	16.581	16.416	51.632
10	18.640	16.490	16.455	51.585
11	18.536	16.662	16.703	51.901
12	18.524	16.611	16.369	51.504
13	18.552	17.001	16.413	51.966
14	18.546	16.567	16.601	51.714
15	23.358	16.717	16.436	56.511



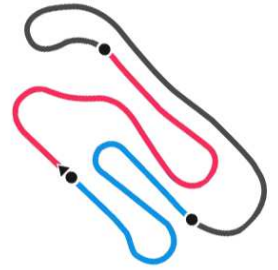
X30-Junior

Final A (FA) Lap Time Analysis

For information purposes. No official / regulatory value

Laps	Sector 1	Sector 2	Sector 3	Lap Time	Laps	Sector 1	Sector 2	Sector 3	Lap Time	Laps	Sector 1	Sector 2	Sector 3	Lap Time
No.82 QUEVEDO Kevin					7	18.464	16.731	16.476	51.671	15	18.837	17.132	16.701	52.670
1	25.083	17.608	17.418	1:00.109	8	18.474	16.729	16.503	51.706	No.118 LEIST Matheus				
2	20.255	17.715	17.204	55.174	9	18.533	16.635	16.542	51.710	1	20.480	17.265	16.837	54.582
3	19.082	17.014	17.830	53.926	10	18.528	16.600	16.496	51.624	2	19.098	17.130	17.033	53.261
4	19.288	17.079	16.774	53.141	11	18.471	16.556	16.506	51.533	3	18.736	17.251	16.799	52.786
5	18.711	16.867	16.694	52.272	12	18.508	16.542	16.552	51.602	4	18.695	16.916	16.686	52.297
6	18.760	16.786	17.560	53.106	13	18.421	16.834	17.356	52.611	5	18.636	16.854	16.651	52.141
7	18.810	16.832	16.750	52.392	14	18.546	16.566	16.468	51.580	6	18.543	16.769	16.698	52.010
8	18.928	16.783	16.519	52.230	15	18.614	16.493	16.335	51.442	7	18.550	16.801	16.615	51.966
9	18.781	16.689	16.829	52.299	No.113 LAMBERT Anthony					8	18.556	16.767	16.582	51.905
10	18.657	16.708	16.546	51.911	1	22.253	17.504	17.300	57.057	9	18.491	16.869	16.518	51.878
11	18.622	16.692	16.455	51.769	2	19.851	17.019	16.895	53.765	10	18.418	16.591	16.946	51.955
12	18.669	16.596	16.571	51.836	3	18.982	16.707	16.712	52.401	11	18.567	16.646	16.400	51.613
13	18.595	16.639	16.405	51.639	4	18.722	17.003	16.612	52.337	12	18.421	16.625	16.525	51.571
14	18.557	16.525	16.443	51.525	5	18.899	17.028	16.769	52.696	13	18.454	16.620	16.445	51.519
15	20.216	16.777	16.635	53.628	6	18.722	16.950	16.861	52.533	14	18.372	16.634	16.424	51.430
No.88 POTTY Maxime					7	18.608	16.734	16.457	51.799	15	18.490	16.527	16.504	51.521
1	21.740	17.333	17.498	56.571	8	18.644	16.710	16.587	51.941	No.129 BOLLIER Jules				
2	18.987	16.970	16.715	52.672	9	18.583	16.645	17.033	52.261	1	21.152	17.185	16.757	55.094
3	18.618	16.714	16.947	52.279	10	18.570	16.679	16.465	51.714	2	18.772	17.056	16.794	52.622
4	18.860	16.688	16.633	52.181	11	18.485	16.538	16.440	51.463	3	18.848	16.995	16.686	52.529
5	19.251	16.630	16.574	52.455	12	18.505	16.482	16.363	51.350	4	18.559	16.941	16.704	52.204
6	18.550	16.640	16.537	51.727	13	18.328	16.436	16.385	51.149	5	18.603	16.707	16.540	51.850
7	18.554	16.541	16.577	51.672	14	18.396	16.406	16.316	51.118	6	18.429	16.727	16.554	51.710
8	18.523	16.563	16.462	51.548	15	18.194	16.449	16.439	51.082	7	18.430	16.559	16.448	51.437
9	18.455	16.454	16.321	51.230	No.115 BACCONNET Kilian					8	18.355	16.535	16.487	51.377
10	18.455	16.414	16.530	51.399	1	23.058	18.953	17.322	59.333	9	18.388	16.430	16.334	51.152
11	18.395	16.362	16.389	51.146	2	19.207	17.509	17.745	54.461	10	18.302	16.376	16.357	51.035
12	18.447	16.371	16.193	51.011	3	19.127	18.009	18.516	55.652	11	18.232	16.364	16.285	50.881
13	18.356	16.432	16.533	51.321	4	19.395	17.215	16.861	53.471	12	18.308	16.402	16.229	50.939
14	18.433	16.397	16.474	51.304	5	18.898	17.041	16.810	52.749	13	18.281	16.364	16.247	50.892
15	19.817	16.443	16.503	52.763	6	18.925	17.334	17.349	53.608	14	18.276	16.328	16.226	50.830
No.111 LEHOUCK Arthur					7	18.837	17.046	16.931	52.814	15	18.238	16.312	16.221	50.771
1	21.184	17.209	16.875	55.268	8	19.218	17.695	16.887	53.800	No.121 SOUSA Yohan				
2	18.834	16.944	16.935	52.713	9	18.993	17.179	16.668	52.840	1	43.135	17.833	17.147	1:18.115
3	18.631	16.987	16.631	52.249	10	19.174	16.861	16.659	52.694	2	19.150	17.175	16.918	53.243
4	18.554	16.817	16.740	52.111	11	18.918	17.030	16.611	52.559	3	19.163	17.236	16.936	53.335
5	18.598	16.672	16.583	51.853	12	18.829	16.933	16.881	52.643	4	19.057	16.991	16.843	52.891
6	18.465	16.777	16.628	51.870	13	18.882	17.111	16.756	52.749	5	18.977	16.913	16.728	52.618
					14	18.801	17.041	16.691	52.533					





X30-Junior

Final A (FA) Lap Time Analysis

For information purposes. No official / regulatory value

Laps	Sector 1	Sector 2	Sector 3	Lap Time
6	18.857	16.884	16.814	52.555
7	18.779	16.755	16.967	52.501
8	18.825	17.121	17.114	53.060
9	18.822	16.849	16.584	52.255
10	18.776	16.692	16.577	52.045
11	18.650	16.655	16.481	51.786
12	18.763	17.142	17.076	52.981
13	18.745	16.750	16.466	51.961

No.555 ANDLAUER Julien

1	21.929	17.487	17.134	56.550
2	18.868	16.854	17.093	52.815
3	18.584	17.042	17.110	52.736
4	18.519	16.783	16.964	52.266
5	19.235	16.667	16.577	52.479
6	18.460	16.618	16.519	51.597
7	18.349	16.650	16.556	51.555
8	18.431	16.510	16.423	51.364
9	18.332	16.614	16.360	51.306
10	18.359	16.488	16.376	51.223
11	18.359	16.509	16.450	51.318
12	18.443	16.486	16.266	51.195
13	18.280	16.546	16.678	51.504
14	18.299	16.525	16.555	51.379
15	18.775	16.543	16.518	51.836



X30-Junior

Final A (FA) Starting Grid

Document 31

Subject to scrutineering & sporting investigations

1	CAMARA Sergio Art GP / X30 / Komet		17	6	DEMARQUE Jérémy LH / X30 / Komet	
4	DINGERT Vivien Top-Kart / X30 / Komet		16	60	MARIE François OK1 / X30 / Komet	
22	HEIDE Alexander Praga / X30 / Komet		15	43	CARDOSO Pedro LH / X30 / Komet	
44	ARMANO Loris Kosmic / X30 / Komet		14	81	ROMANO Bruno Zanardi / X30 / Komet	
82	QUEVEDO Kevin Zanardi / X30 / Komet		13	64	NERGUTI Alban Tony-Kart / X30 / Komet	
115	BACCONNET Kilian OK1 / X30 / Komet		12	8	SATO Marino Praga / X30 / Komet	
45	TELUK Illia Zanardi / X30 / Komet		11	21	REICH Fabrizio PCR / X30 / Komet	
11	MARSEROU Vincent Tony-Kart / X30 / Komet		10	2	FENESTRAZ Sacha Tony-Kart / X30 / Komet	
27	MAGNUS Gilles FK / X30 / Komet		9	88	POTTY Maxime ? / X30 / Komet	
5	PRUDENT Adeline Tony-Kart / X30 / Komet		8	113	LAMBERT Anthony Kosmic / X30 / Komet	
7	HALDER Michelle Wild Kart / X30 / Komet		7	15	SARFATI Jean-Noël Tony-Kart / X30 / Komet	
111	LEHOUCK Arthur Tony-kart / X30 / Komet		6	12	DRION Maxime Sodi / X30 / Komet	
118	LEIST Matheus LH / X30 / Komet		5	30	PRICE Josh RK / X30 / Komet	
555	ANDLAUER Julien OK1 / X30 / Komet		4	73	BIELEFELDT Peter Ayrton Senna / X30 / Komet	
41	GLANIA Luis Praga / X30 / Komet		3	212	SOUSA Yohan Zanardi / X30 / Komet	
33	BESLER Berkay Tony-Kart / X30 / Komet		2	129	BOLLIER Jules Kosmic / X30 / Komet	
42	BONDUEL Amaury Art GP / X30 / Komet		1	110	RASPATELLI Matteo Kosmic / X30 / Komet	

POLE POSITION



Start : 20/10 - 16:00 15 Laps = 18,750 Km

2013 Iame International Final (FRA) 18-20/10/2013

Timing by Apex Timing

Page 1 / 1

Apex Timing

X30-Junior

Final B (FB) Results

Document 32.2 OFFICIAL

Subject to scrutineering & sporting investigations

Rnk	No.	Entrant	Driver	Nat	Equipment	Laps	Gap	Interv.	Best Lap	Penalty [QP-QH-PFB]
1	127	Ludo Racing	BECQ Gauthier	FRA	Sodi / X30 / Komet	15			1:00.353	[16-36-1]
2	▲1 3	Vromant Pierre-Alain	VROMANT Alexandre	FRA	Zanardi / X30 / Komet	15	6.186	6.186	1:00.606	[39-44-3]
3	▲6 17	Idéal Kart	DALLAMANO Stephano	FRA	Kosmic / X30 / Komet	15	6.495	0.309	1:00.397	[23-40-9]
4	▲2 77	Karting Royan Services	BOUVIER Yann	FRA	Zanardi / X30 / Komet	15	8.274	1.779	1:00.752	[42-49-6]
5	▼1 31	Praga Germany	DREWING Pascal	DEU	Praga / X30 / Komet	15	9.310	1.036	1:00.540	[33-37-4]
6	▲10 35	FAE Motorentechnik	PFAFF Marco	DEU	Mach 1 / X30 / Komet	15	9.657	0.347	1:00.563	[30-57-16]
7	▲3 80	Leao Almeida	ALMEIDA Gabriel	BRA	LH / X30 / Komet	15	16.645	6.988	1:00.961	[47-50-10]
8	▲3 18	Herblot Olivier	HERBLOT Vincent	FRA	Zanardi / X30 / Komet	15	20.884	4.239	1:01.139	[40-35-11]
9	▲12 214	TS Racing	DEPINTO Seve	USA	DR / X30 / Komet	15	21.051	0.167	1:01.210	[46-42-21]
10	▲7 911	Karting-club Thun Ob.	FELBER Alessandro	CHE	Tony-Kart / X30 / Komet	15	22.696	1.645	1:01.048	[49-43-17]
11	▼6 34	Kartland	CHAPPARD Franck	FRA	Praga / X30 / Komet	15	23.546	0.850	1:01.426	[38-39-5]
12	▲2 23	DGM Racing	DELGADO Gabriel	PER	Gillard / X30 / Komet	15	24.565	1.019	1:01.424	[50-54-14]
13	▼11 126	DCK Karting	BLONDEAU Justin	BEL	Zanardi / X30 / Komet	15	24.968	0.403	1:00.994	[32-41-2]
14	▼6 62	JM Racing	KING Bryony	GBR	RK / X30 / Komet	15	25.733	0.765	1:01.443	[E-46-8]
15	▼2 16	Motocane	RAMOS Miguel	PRT	Birel / X30 / Komet	15	27.798	2.065	1:01.140	+3.000 [45-47-13]
16	▲6 26	Capello	CAPPELLO Christopher	FRA	Praga / X30 / Komet	15	35.765	7.967	1:02.166	[E-45-22]
17	▲3 66	PDB Racing Team	FERRO DIEGO	PER	Gillard / X30 / Komet	15	36.133	0.368	1:01.290	[48-51-20]
18	▼11 40	Bouchabke Imad	BOUCHABKE Rubens	LBN	CRG / X30 / Komet	15	37.572	1.439	1:02.434	[53-52-7]
19	▼7 25	VDK Racing	GODEFROID William	BEL	Kosmic / X30 / Komet	13	2 Laps	2 Laps	1:01.383	[44-56-12]
20	▼1 10	Potain	POTAIN Jérémy	FRA	Kosmic / X30 / Komet	12	3 Laps	1 Lap	1:02.122	[55-48-19]
21	▼6 19	CKIM Salon de Provence	RIQUET Clément	FRA	GB / X30 / Komet	10	5 Laps	2 Laps	1:02.712	[41-38-15]
22	▼4 14	Praga Kart Racing	ZATLOUKAL Michal	CZE	Praga / X30 / Komet	3	12 Laps	7 Laps	1:03.663	[56-53-18]

No.16 RAMOS Miguel : 3 seconds penalty for leaving corridor. Art 2.20 CIK General Prescriptions. According to Stewards' Decision No.59.

Leaders : No.3 VROMANT Alexandre (1-3) / No.127 BECQ Gauthier (4-15)

Start Time : 20/10 - 15:03:35

Best Lap : No.127 BECQ Gauthier 1:00.353 74,56 Kph

Weather : Cloudy Air : 16°C Track : Wet

Event Record : No.42 BONDUEL Amaury 50.024 89,95 Kph

2013 Iame International Final (FRA) 18-20/10/2013

Page 1 / 1

Timing by Apex Timing

Apex Timing



DOCUMENT N° 59
DÉCISION DES COMMISSAIRES SPORTIFS
STEWARDS' DECISION

PÉNALITÉ INFLIGÉE AU CONCURRENT (NOM) : **Motocane**
PENALTY INFLICTED UPON THE ENTRANT (NAME):

NATIONALITÉ / NATIONALITY:

N°: **16**
No.:

PILOTE : **RAMOS Miguel**
DRIVER :

Concerne la partie de l'Épreuve : **X30-Junior - Final B**
Concerns the part of the event:

ÉNONCÉ / STATEMENT:

3 sec time penalty in the above session concerned

MOTIF / REASON:

The kart concerned partly crossing the lane of his corridor before the start was given (reported by Judge of Fact). Having considered the report from Judge of Fact, having considered the relevant video sequence and after hearing the Entrant concerned, the Stewards feel that this fact contravenes art 2.20 CIK-FIA General Prescriptions and Briefing instructions. The Stewards take their decision in accordance with art 2.20 and 2.24 CIK-FIA GP and 152 and 153 FIA International Sporting Code.

Décision annoncée
Decision announced

Date / Date: **20/10/2013**

Heure / Time: **15:31**

Nom / Name

Signature

Président du Collège / Chairman of the Panel:

Bernard Navarro (FRA) :

Membres du Collège / Members of the Panel:

Hervé Lemenager (FRA) :

Jean-Claude Sanchez (FRA) :

NOTIFICATION AU CONCURRENT CONCERNÉ / NOTIFICATION TO THE RELEVANT ENTRANT

Je soussigné :
I undersigned: Nom personnel / personal name

Représentant du Concurrent : **Motocane**
Representing the Entrant: Nom du Concurrent / Entrant's name

Certifie avoir reçu notification du document N° **59** des Commissaires Sportifs de l'Épreuve.
Certify that I have been notified of document No. by the Stewards of the Meeting.

Date : Heure / Time: Signature :



X30-Junior

Final B (FB)

Lap Chart

For information purposes. No official / regulatory value

	1	2	3	4	5	6	7	8	9	10	11	12	13	14	15	16	17	18	19	20	21	22
Grid	127	126	3	31	34	77	40	62	17	80	18	25	16	23	19	35	911	14	10	66	214	26
Start	127	3	126	31	77	34	40	62	17	80	25	16	23	35	14	18	66	26	911	10	214	19
Lap 1 Interval	3	127 0.2	40 1.4	25 0.1	17 0.1	80 0.6	77 0.4	31 0.8	35 0.1	34 0.3	214 0.2	911 0.4	23 0.3	14 0.7	26 0.0	66 0.3	18 0.6	10 0.2	62 1.0	16 1.5	126 0.3	19 0.7
Lap 2	3	127 0.2	17 2.2	25 0.1	77 0.7	80 0.2	31 0.2	40 0.8	35 0.0	214 0.6	34 0.6	911 0.5	23 0.5	26 1.0	18 0.2	14 0.4	66 0.5	10 0.0	62 0.3	16 1.8	126 0.2	19 0.6
Lap 3	3	127 0.1	17 2.0	25 0.6	77 0.5	31 0.8	80 0.2	35 0.1	214 1.4	40 0.5	34 0.4	911 0.7	23 0.6	18 0.3	26 1.1	14 1.1	62 0.1	66 0.4	10 0.1	16 0.4	126 0.2	19 1.9
Lap 4	127	3 0.4	17 2.2	77 0.9	25 0.2	31 0.9	80 0.4	35 0.4	214 1.4	40 1.1	34 0.1	911 0.4	18 0.7	23 0.2	26 1.6	62 0.4	16 1.9	66 0.4	126 0.1	10 0.8	19 0.9	
Lap 5	127	3 1.0	17 1.9	77 1.2	25 0.5	31 0.8	80 0.4	35 0.4	214 2.0	34 1.4	40 0.6	18 0.2	911 0.5	23 0.3	62 1.6	26 0.5	16 1.0	126 0.3	66 1.0	10 0.6	19 1.6	
Lap 6	127	3 1.4	17 2.1	77 1.0	25 1.1	31 0.4	35 1.2	80 0.1	214 2.5	34 1.6	18 0.4	40 0.8	23 0.1	911 0.0	62 1.2	16 1.8	126 0.1	26 0.3	66 1.3	10 0.7	19 2.8	
Lap 7	127	3 1.7	17 1.8	77 1.2	31 1.8	25 0.3	35 0.5	80 0.6	214 3.0	18 1.9	34 0.3	23 0.8	40 0.7	911 0.0	62 0.4	16 2.3	126 0.1	26 0.7	66 1.3	10 0.4	19 3.7	
Lap 8	127	3 2.0	17 1.6	77 1.3	31 1.9	35 0.4	25 0.6	80 0.6	214 4.1	18 1.0	34 0.6	23 0.6	911 0.7	62 0.6	40 1.4	16 0.1	126 0.3	26 2.4	66 0.3	10 0.7	19 4.4	
Lap 9	127	3 2.8	17 1.7	77 1.3	31 1.7	35 0.4	25 1.2	80 0.7	214 4.9	18 0.2	34 0.7	23 0.6	911 0.8	62 0.4	16 1.7	126 0.8	40 1.0	26 2.0	66 0.3	10 0.0	19 5.4	
Lap 10	127	3 3.3	17 1.5	77 1.5	31 1.8	35 0.4	25 1.5	80 0.7	214 5.6	18 0.1	34 0.2	23 1.3	911 0.2	62 0.4	16 1.4	126 0.7	40 3.0	26 1.1	66 0.5	10 0.0	19 5.9	
Lap 11	127	3 4.0	17 0.7	77 1.9	31 1.7	35 0.3	25 2.3	80 0.2	214 5.9	18 0.2	34 0.3	23 1.5	911 0.4	62 0.4	16 0.9	126 0.5	26 5.6	40 0.3	10 0.0	66 0.7		
Lap 12	127	3 4.5	17 0.1	77 2.1	31 1.8	35 0.5	80 3.3	25 5.2	214 0.3	18 0.2	34 1.1	911 0.9	23 0.7	62 0.2	16 0.5	126 0.2	26 6.8	40 1.0	10 0.0	66 0.4		
Lap 13	127	3 4.8	17 0.2	77 2.0	31 1.5	35 0.5	80 4.5	25 4.8	214 0.1	18 0.3	34 1.3	911 0.4	23 1.3	62 0.0	16 0.4	126 0.1	26 8.2	40 1.5	66 0.2			
Lap 14	127	3 5.9	17 0.1	77 1.6	31 1.1	35 0.5	80 5.2	214 4.8	18 0.5	911 1.8	34 0.3	23 1.2	16 0.3	62 0.2	126 0.1	26 9.1	66 1.8	40 0.2				
Lap 15	127	3 6.1	17 0.3	77 1.7	31 1.0	35 0.3	80 6.9	18 4.2	214 0.1	911 1.6	34 0.8	23 1.0	16 0.2	126 0.1	62 0.7	26 10.0	66 0.3	40 1.4				



X30-Junior

Final B (FB) Lap Time Analysis

For information purposes. No official / regulatory value

Laps	Sector 1	Sector 2	Sector 3	Lap Time
No.3 VROMANT Alexandre				
1			19.157	1:02.494
2			19.054	1:01.259
3			19.059	1:01.296
4			18.991	1:01.779
5			18.997	1:01.027
6			18.893	1:00.916
7			18.895	1:01.006
8			18.837	1:01.042
9			18.958	1:01.107
10			18.785	1:01.014
11			18.852	1:01.168
12			19.019	1:01.158
13			18.743	1:00.877
14			19.061	1:01.585
15			18.681	1:00.606

Laps	Sector 1	Sector 2	Sector 3	Lap Time
No.10 POTAIN Jérémy				
1			19.944	1:07.696
2			19.301	1:03.385
3			19.517	1:03.722
4			19.938	1:04.824
5			18.854	1:02.348
6			18.934	1:02.220
7			19.079	1:02.448
8			19.015	1:02.315
9			18.873	1:02.122
10			18.723	1:02.616
11			19.073	1:02.301
12			19.013	1:02.895

Laps	Sector 1	Sector 2	Sector 3	Lap Time
No.14 ZATLOUKAL Michal				
1			19.902	1:07.658
2			19.944	1:03.956
3			19.834	1:03.663

Laps	Sector 1	Sector 2	Sector 3	Lap Time
No.16 RAMOS Miguel				
1			19.483	1:11.821
2			19.351	1:02.907
3			19.220	1:02.016
4			19.326	1:02.929
5			18.951	1:01.756

Laps	Sector 1	Sector 2	Sector 3	Lap Time
6			18.937	1:01.691
7			18.985	1:02.225
8			18.749	1:01.140
9			18.845	1:01.699
10			18.812	1:01.342
11			18.705	1:01.300
12			18.547	1:01.271
13			18.520	1:01.460
14			18.716	1:01.453
15			18.489	1:01.268

Laps	Sector 1	Sector 2	Sector 3	Lap Time
No.17 DALLAMANO Stephano				
1			19.507	1:03.979
2			18.981	1:01.742
3			18.903	1:01.032
4			18.643	1:01.841
5			18.632	1:00.742
6			18.658	1:01.063
7			18.484	1:00.793
8			18.655	1:00.812
9			18.764	1:01.165
10			18.613	1:00.816
11			18.303	1:00.397
12			18.717	1:00.579
13			18.474	1:00.922
14			19.335	1:01.485
15			18.606	1:00.793

Laps	Sector 1	Sector 2	Sector 3	Lap Time
No.18 HERBLOT Vincent				
1			19.378	1:08.439
2			19.248	1:02.479
3			19.224	1:01.808
4			19.349	1:02.169
5			19.191	1:01.804
6			18.980	1:01.705
7			18.956	1:01.710
8			19.099	1:01.527
9			19.268	1:01.686
10			18.996	1:01.850
11			19.077	1:01.439
12			18.819	1:01.379
13			18.973	1:01.348

Laps	Sector 1	Sector 2	Sector 3	Lap Time
14			18.927	1:01.368
15			19.003	1:01.139

Laps	Sector 1	Sector 2	Sector 3	Lap Time
No.19 RIQUET Clément				
1			19.588	1:04.491
2			19.505	1:02.712
3			20.052	1:03.337
4			19.689	1:03.102
5			19.489	1:03.039
6			19.843	1:03.386
7			19.812	1:03.344
8			19.591	1:02.985
9			19.582	1:03.128
10			19.384	1:03.102

Laps	Sector 1	Sector 2	Sector 3	Lap Time
No.23 DELGADO Gabriel				
1			19.639	1:07.107
2			19.390	1:02.925
3			19.245	1:02.759
4			19.451	1:02.702
5			19.619	1:02.530
6			19.011	1:01.771
7			19.157	1:01.883
8			18.970	1:01.659
9			18.928	1:01.690
10			19.281	1:02.199
11			18.857	1:01.647
12			18.856	1:02.295
13			18.939	1:01.685
14			18.805	1:01.629
15			18.782	1:01.424

Laps	Sector 1	Sector 2	Sector 3	Lap Time
No.25 GODEFROID William				
1			19.209	1:03.711
2			19.382	1:02.077
3			19.143	1:01.511
4			19.277	1:02.375
5			19.011	1:01.383
6			18.917	1:01.391
7			19.512	1:02.069
8			19.337	1:01.845
9			19.035	1:01.484

X30-Junior

Final B (FB) Lap Time Analysis

For information purposes. No official / regulatory value

Laps	Sector 1	Sector 2	Sector 3	Lap Time	Laps	Sector 1	Sector 2	Sector 3	Lap Time	Laps	Sector 1	Sector 2	Sector 3	Lap Time
10			18.802	1:01.421	3			19.249	1:02.490	11			20.642	1:04.066
11			19.134	1:01.450	4			19.337	1:02.675	12			19.399	1:02.864
12			18.745	1:07.219	5			18.956	1:02.089	13			19.492	1:03.158
13			18.986	1:01.418	6			18.901	1:02.133	14			19.584	1:03.144
No.26 CAPPELLO Christopher					7			19.080	1:02.567	15			19.335	1:02.434
1			19.467	1:07.266	8			18.953	1:01.793	No.62 KING Bryony				
2			19.707	1:03.197	9			18.795	1:01.750	1			19.136	1:10.479
3			19.586	1:03.171	10			18.684	1:01.426	2			19.369	1:02.696
4			19.525	1:02.860	11			18.666	1:01.488	3			19.402	1:02.801
5			19.573	1:03.094	12			19.020	1:02.207	4			18.725	1:02.012
6			19.749	1:03.266	13			18.709	1:01.590	5			18.912	1:02.094
7			19.235	1:02.642	14			19.005	1:02.144	6			18.704	1:01.443
8			19.177	1:03.036	15			18.756	1:01.630	7			18.730	1:01.722
9			19.390	1:02.811	No.35 PFAFF Marco					8			18.726	1:01.885
10			18.995	1:02.462	1			19.089	1:05.616	9			18.791	1:01.605
11			19.238	1:02.504	2			18.817	1:01.944	10			18.837	1:01.622
12			19.019	1:02.166	3			18.887	1:01.294	11			18.831	1:01.786
13			19.331	1:02.685	4			19.130	1:02.380	12			18.787	1:01.628
14			19.159	1:02.571	5			18.684	1:01.332	13			18.698	1:01.556
15			19.052	1:02.746	6			18.979	1:01.333	14			18.759	1:02.213
No.31 DREWING Pascal					7			18.577	1:00.856	15			18.643	1:01.925
1			19.261	1:06.177	8			18.468	1:00.634	No.66 FERRO DIEGO				
2			19.024	1:01.252	9			18.684	1:00.942	1			19.893	1:07.808
3			19.025	1:01.717	10			18.544	1:01.060	2			19.428	1:04.114
4			18.943	1:01.857	11			18.471	1:00.630	3			19.996	1:03.661
5			18.912	1:01.338	12			18.695	1:01.046	4			19.509	1:03.954
6			18.706	1:01.002	13			18.407	1:00.585	5			19.058	1:02.703
7			18.868	1:01.242	14			18.309	1:00.673	6			18.980	1:02.151
8			18.736	1:01.071	15			18.227	1:00.563	7			19.213	1:02.691
9			18.630	1:00.935	No.40 BOUCHABKE Rubens					8			18.920	1:02.046
10			18.796	1:01.055	1			19.550	1:03.743	9			19.419	1:02.791
11			18.496	1:00.780	2			19.591	1:04.288	10			19.053	1:02.632
12			18.661	1:00.856	3			19.822	1:03.339	11			19.355	1:03.108
13			18.344	1:00.540	4			19.496	1:02.935	12			19.286	1:02.629
14			18.344	1:00.701	5			19.475	1:02.934	13			19.429	1:02.861
15			18.340	1:00.740	6			19.238	1:02.766	14			19.020	1:02.629
No.34 CHAPPARD Franck					7			19.334	1:02.844	15			18.733	1:01.290
1			19.681	1:06.610	8			19.812	1:03.778	No.77 BOUVIER Yann				
2			19.002	1:02.792	9			19.504	1:03.731	1			19.293	1:05.247
					10			19.702	1:03.298					

X30-Junior

Final B (FB) Lap Time Analysis

For information purposes. No official / regulatory value

Laps	Sector 1	Sector 2	Sector 3	Lap Time	Laps	Sector 1	Sector 2	Sector 3	Lap Time	Laps	Sector 1	Sector 2	Sector 3	Lap Time
2			18.946	1:01.630	10			18.570	1:01.312	No.911 FELBER Alessandro				
3			18.955	1:01.323	11			18.359	1:01.061	1			18.938	1:05.809
4			19.093	1:01.504	12			18.460	1:00.994	2			19.131	1:02.728
5			18.693	1:01.105	13			18.298	1:01.303	3			18.732	1:02.679
6			18.776	1:00.779	14			18.568	1:01.717	4			18.928	1:02.358
7			18.543	1:01.004	15			18.399	1:01.052	5			19.444	1:03.109
8			18.613	1:00.973	No.127 BECQ Gauthier					6			18.393	1:02.223
9			18.822	1:01.120	1			19.095	1:02.907	7			18.538	1:02.590
10			18.645	1:00.991	2			18.679	1:01.285	8			18.489	1:01.671
11			18.457	1:00.863	3			18.680	1:01.220	9			18.479	1:01.800
12			18.607	1:00.752	4			18.655	1:01.125	10			18.518	1:01.599
13			18.436	1:00.859	5			18.526	1:00.458	11			18.535	1:01.792
14			18.448	1:01.066	6			18.541	1:00.504	12			18.402	1:01.164
15			18.401	1:00.902	7			18.473	1:00.764	13			18.055	1:01.048
No.80 ALMEIDA Gabriel					8			18.548	1:00.654	14			18.398	1:01.423
1			19.056	1:04.611	9			18.331	1:00.405	15			18.319	1:01.098
2			19.484	1:02.282	10			18.492	1:00.428					
3			19.108	1:02.165	11			18.485	1:00.529					
4			19.257	1:02.106	12			18.497	1:00.597					
5			18.687	1:01.335	13			18.457	1:00.638					
6			18.928	1:01.955	14			18.487	1:00.477					
7			18.601	1:01.325	15			18.332	1:00.353					
8			18.848	1:01.312	No.214 DEPINTO Seve					1			19.109	1:04.922
9			18.851	1:01.635	1			19.109	1:04.922	2			18.998	1:01.961
10			18.698	1:01.358	2			18.998	1:01.961	3			19.017	1:02.181
11			18.491	1:00.961	3			19.017	1:02.181	4			19.282	1:02.328
12			18.540	1:01.739	4			19.282	1:02.328	5			19.202	1:01.926
13			18.813	1:01.786	5			19.202	1:01.926	6			19.113	1:01.968
14			18.500	1:01.447	6			19.113	1:01.968	7			19.134	1:01.870
15			18.927	1:02.262	7			19.134	1:01.870	8			19.275	1:02.441
No.126 BLONDEAU Justin					8			19.275	1:02.441	9			19.220	1:02.422
1			19.220	1:12.771	9			19.220	1:02.422	10			19.039	1:01.988
2			19.258	1:02.812	10			19.039	1:01.988	11			18.497	1:01.302
3			19.085	1:02.017	11			18.497	1:01.302	12			18.406	1:01.422
4			19.432	1:03.213	12			18.406	1:01.422	13			18.844	1:01.215
5			18.809	1:01.513	13			18.844	1:01.215	14			18.783	1:01.210
6			18.701	1:01.509	14			18.783	1:01.210	15			18.973	1:01.842
7			19.764	1:02.250	15			18.973	1:01.842					
8			18.590	1:01.359										
9			18.739	1:02.138										

X30-Junior


Final B (FB) Starting Grid

Document 30.1

Subject to scrutineering & sporting investigations

214	DEPINTO Seve DR / X30 / Komet		11	26	CAPPELLO Christopher Praga / X30 / Komet	
10	POTAIN Jérémy Kosmic / X30 / Komet		10	66	FERRO DIEGO Gillard / X30 / Komet	
911	FELBER Alessandro Tony-Kart / X30 / Komet		9	14	ZATLOUKAL Michal Praga / X30 / Komet	
19	RIQUET Clément GB / X30 / Komet		8	35	PFAFF Marco Mach 1 / X30 / Komet	
16	RAMOS Miguel Birel / X30 / Komet		7	23	DELGADO Gabriel Gillard / X30 / Komet	
18	HERBLOT Vincent Zanardi / X30 / Komet		6	25	GODEFROID William Kosmic / X30 / Komet	
17	DALLAMANO Stephano Kosmic / X30 / Komet		5	80	ALMEIDA Gabriel LH / X30 / Komet	
40	BOUCHABKE Rubens CRG / X30 / Komet		4	62	KING Bryony RK / X30 / Komet	
34	CHAPPARD Franck Praga / X30 / Komet		3	77	BOUVIER Yann Zanardi / X30 / Komet	
3	VROMANT Alexandre Zanardi / X30 / Komet		2	31	DREWING Pascal Praga / X30 / Komet	
127	BECQ Gauthier Sodi / X30 / Komet		1	126	BLONDEAU Justin Zanardi / X30 / Komet	

POLE POSITION



Start : 20/10 - 14:45 15 Laps = 18,750 Km

2013 Iame International Final (FRA) 18-20/10/2013

Page 1 / 1

Timing by Apex Timing

Apex Timing



X30-Junior

Prefinal A (PFA) Results

Document 29.1 OFFICIAL

Subject to scrutineering & sporting investigations

Rnk	No.	Entrant	Driver	Nat	Equipment	Laps	Gap	Interv.	Best Lap
1	=	42	Bonduel Racing	BONDUEL Amaury		Art GP / X30 / Komet	11		1:01.358
2	=	110	Raspatelli Bruno	RASPATELLI Matteo		Kosmic / X30 / Komet	11	1.902	1:01.447
3	▲4	33	Besler Mehmet	BESLER Berkay		Tony-Kart / X30 / Komet	11	5.323	1:01.707
4	=	129	Bollier Romain	BOLLIER Jules		Kosmic / X30 / Komet	11	8.537	1:01.821
5	▲3	41	Praga Germany	GLANIA Luis		Praga / X30 / Komet	11	10.556	1:01.918
6	▲13	212	Ykart Competition Team	SOUSA Yohan		Zanardi / X30 / Komet	11	13.405	1:01.887
7	▲8	555	Action Karting	ANDLAUER Julien		OK1 / X30 / Komet	11	13.784	1:01.670
8	▲3	73	Bielefeldt Bjarne	BIELEFELDT Peter		Ayrton Senna / X30 / Komet	11	15.676	1:01.664
9	▲14	118	Leist	LEIST Matheus		LH / X30 / Komet	11	16.198	1:02.431
10	▲7	30	JM Racing	PRICE Josh		RK / X30 / Komet	11	16.375	1:01.223
11	▲3	111	Lehooock Vincent	LEHOUCK Arthur		Tony-kart / X30 / Komet	11	23.207	1:02.379
12	▲21	12	Drion	DRION Maxime		Sodi / X30 / Komet	11	23.343	1:01.870
13	▼7	7	Wild Kart Racing Team	HALDER Michelle		Wild Kart / X30 / Komet	11	24.324	1:03.054
14	▲15	15	JSP Racing Team	SARFATI Jean-Noël		Tony-Kart / X30 / Komet	11	24.824	1:01.841
15	▼12	5	Prudent Frédéric	PRUDENT Adeline		Tony-Kart / X30 / Komet	11	25.881	1:03.547
16	▼7	113	RSD Karting	LAMBERT Anthony		Kosmic / X30 / Komet	11	26.263	1:03.204
17	▼12	27	Magnus Patrick	MAGNUS Gilles		FK / X30 / Komet	11	27.728	1:03.204
18	▼2	88	Potty Samuel	POTTY Maxime		? / X30 / Komet	11	28.494	1:02.654
19	▲8	11	Marserou Jeff	MARSEROU Vincent		Tony-Kart / X30 / Komet	11	29.466	1:03.084
20	▼10	2	Malevaut Sport	FENESTRAZ Sacha		Tony-Kart / X30 / Komet	11	29.805	1:02.874
21	▼1	45	Teluk	TELUK Illia		Zanardi / X30 / Komet	11	33.907	1:03.591
22	=	21	Scuderia PCR Swiss	REICH Fabrizio		PCR / X30 / Komet	11	36.461	1:03.334
23	▲1	115	Kilian Team Karting	BACCONNET Kilian		OK1 / X30 / Komet	11	38.654	1:03.809
24	▼6	8	Praga Racing Kart	SATO Marino		Praga / X30 / Komet	11	39.061	1:01.739
25	▲6	82	Chiesa Corse	QUEVEDO Kevin		Zanardi / X30 / Komet	11	43.629	1:04.261
26	▲4	64	Nergutti Compétition	NERGUTI Alban		Tony-Kart / X30 / Komet	11	44.201	1:04.094
27	▼2	44	Armano Mario	ARMANO Loris		Kosmic / X30 / Komet	11	46.343	1:03.219
28	▼2	81	Chiesa Corse	ROMANO Bruno		Zanardi / X30 / Komet	11	46.784	1:04.132
29	▲3	22	Praga Germany	HEIDE Alexander		Praga / X30 / Komet	10	1 Lap	1:02.684
30	▼18	43	Cardoso	CARDOSO Pedro		LH / X30 / Komet	8	3 Laps	1:02.448
31	▲3	4	Dischner Racing	DINGERT Vivien		Top-Kart / X30 / Komet	5	6 Laps	1:03.904
32	▼4	60	Marie	MARIE François		OK1 / X30 / Komet	5	6 Laps	1:04.900
33	▼12	1	Art GP	CAMARA Sergio		Art GP / X30 / Komet	2	9 Laps	1:14.904
34	▼21	6	Demarque	DEMARQUE Jérémy		LH / X30 / Komet	0	11 Laps	2 Laps

Leaders : No.42 BONDUEL Amaury (1-11)

Start Time : 20/10 - 12:02:21

Best Lap : No.30 PRICE Josh

1:01.223 73,50 Kph

Weather : Rainy Air : 16°C Track : Wet

Event Record : No.42 BONDUEL Amaury

50.024 89,95 Kph

2013 Iame International Final (FRA) 18-20/10/2013

Timing by Apex Timing

Apex Timing





X30-Junior

Prefinal A (PFA)

For information purposes. No official / regulatory value

Lap Chart

	1	2	3	4	5	6	7	8	9	10	11	12	13	14	15	16	17	18	19	20	21	22	23	24	25	26	27	28	29	30	31	32	33	34
Grid	42	110	5	129	27	7	33	41	113	2	73	43	6	111	555	88	30	8	212	45	1	21	118	115	44	81	11	60	15	64	82	22	12	4
Start	42	110	5	129	27	7	33	113	41	73	2	43	111	6	555	30	212	88	118	8	45	21	44	81	115	11	60	15	82	64	22	12	4	1
Lap 1 Interval	42	110	129	5	7	33	41	118	27	30	73	212	113	11	44	45	555	111	21	88	22	81	15	4	115	2	82	12	60	64	1	43	8	
		0.3	0.7	0.6	0.5	0.1	0.2	0.4	0.2	0.4	0.1	0.5	0.4	1.2	0.8	0.1	0.2	0.4	0.6	0.2	0.1	0.4	0.2	0.1	0.1	0.3	0.4	0.5	0.2	0.1	5.7	8.3	6.0	
Lap 2	42	110	129	33	5	41	7	118	212	30	73	27	113	555	11	44	88	111	45	22	21	15	4	2	12	82	115	60	64	81	43	6	8	
		0.9	0.9	1.3	0.8	0.5	0.1	0.4	1.2	0.1	0.0	0.4	0.0	1.3	0.6	1.1	0.5	0.5	0.1	0.9	0.0	0.1	1.4	0.1	0.2	0.5	0.2	0.7	0.3	1.6	9.4	3.3	1.7	
Lap 3	42	110	129	33	41	5	118	7	212	30	73	113	555	27	11	111	44	88	45	22	15	21	12	2	4	82	115	60	64	81	43	8		
		0.9	1.3	1.0	2.0	0.3	0.4	0.2	0.9	0.5	0.0	1.0	0.4	0.7	0.9	1.8	0.2	0.0	0.3	0.4	0.3	1.0	1.1	0.3	0.2	0.8	0.1	1.0	0.6	0.6	7.6	5.4		
Lap 4	42	110	129	33	41	118	5	7	212	73	30	555	113	27	11	111	88	22	15	12	45	21	2	4	115	82	60	64	81	44	43	8		
		0.9	1.6	1.0	2.5	1.2	0.5	0.3	0.4	0.4	0.2	0.4	1.3	0.7	0.6	1.1	0.8	2.1	0.2	0.3	0.3	1.3	0.1	0.8	1.2	0.5	0.6	0.6	0.7	1.5	3.6	4.7		
Lap 5	42	110	129	33	41	118	212	30	5	555	7	73	113	27	11	111	88	15	22	12	45	2	6	21	115	82	60	64	81	44	43	8		
		1.0	2.4	0.5	2.7	1.9	1.3	0.3	0.3	0.4	0.1	0.1	1.7	1.2	0.2	0.4	1.4	1.1	1.2	0.0	1.5	1.0	1.3	0.5	1.2	1.2	0.5	0.7	0.5	0.1	2.7	4.0		
Lap 6	42	110	129	33	41	118	212	555	73	5	7	113	30	11	111	27	88	15	12	22	45	2	21	115	82	64	81	43	8	44				
		1.2	2.7	0.4	2.9	2.1	1.2	0.9	1.1	0.4	0.7	0.8	1.0	0.4	0.1	0.6	0.8	0.2	0.8	1.4	1.6	0.6	2.8	1.0	1.4	1.7	0.5	0.7	3.9	1.5				
Lap 7	42	110	33	129	41	118	212	555	73	5	7	30	113	111	27	11	12	15	88	22	45	2	21	115	82	43	64	81	8	44				
		0.8	3.5	0.5	2.5	2.6	1.1	0.3	0.9	2.3	0.2	0.6	1.0	0.4	1.7	0.5	0.0	0.1	0.2	1.5	2.5	0.2	3.8	0.6	2.2	1.3	0.3	0.6	2.2	2.6				
Lap 8	42	110	33	129	41	118	212	555	73	30	7	5	111	113	12	27	15	11	22	88	2	45	21	115	82	64	8	81	44	43				
		1.3	3.5	1.3	2.3	2.7	0.4	0.8	0.6	2.4	1.7	0.0	1.1	0.2	1.8	0.0	0.8	1.1	0.6	1.3	0.9	0.9	3.8	0.7	3.2	1.5	1.1	0.9	2.0	25.4				
Lap 9	42	110	33	129	41	212	118	555	73	30	7	111	5	12	113	15	27	22	11	88	2	45	21	115	82	8	64	81	44					
		1.4	3.6	2.1	2.1	3.1	0.0	0.2	1.1	1.4	5.0	0.1	0.1	0.3	0.0	1.5	0.2	1.7	0.3	1.4	1.1	1.7	3.7	0.6	4.0	0.1	0.7	2.1	1.1					
Lap 10	42	110	33	129	41	212	555	118	73	30	111	7	12	5	15	113	27	27	11	88	2	45	21	115	8	82	64	81	44					
		1.4	3.7	2.4	2.4	3.1	0.7	0.2	0.5	1.4	6.0	0.5	0.1	0.1	0.5	0.2	1.7	0.2	1.3	0.1	1.3	3.1	2.8	1.3	2.6	2.5	0.3	1.8	0.4					
Lap 11	42	110	33	129	41	212	555	73	118	30	111	12	7	15	5	113	27	88	11	2	45	21	115	8	82	64	44	81						
		1.9	3.4	3.2	2.0	2.8	0.3	1.8	0.5	0.1	6.8	0.1	0.9	1.0	0.3	1.4	0.7	0.9	0.3	4.1	2.5	2.1	0.4	4.5	0.5	2.1	0.4							





X30-Junior

Prefinal A (PFA) Lap Time Analysis

For information purposes. No official / regulatory value

Laps	Sector 1	Sector 2	Sector 3	Lap Time	Laps	Sector 1	Sector 2	Sector 3	Lap Time	Laps	Sector 1	Sector 2	Sector 3	Lap Time
No.1 CAMARA Sergio					5	22.352	20.749	21.203	1:04.304	8	22.345	20.780	19.363	1:02.488
1	28.263	25.969	23.266	1:17.498	6	23.866	20.750	19.819	1:04.435	9	22.063	20.419	19.388	1:01.870
2	26.589	25.362	22.953	1:14.904	7	22.393	20.835	19.826	1:03.054	10	22.988	20.982	19.641	1:03.611
					8	22.947	20.713	20.041	1:03.701	11	22.226	20.400	19.569	1:02.195
					9	23.102	21.088	20.358	1:04.548					
					10	22.617	21.501	19.938	1:04.056					
					11	23.011	20.652	19.651	1:03.314					
No.2 FENESTRAZ Sacha					No.8 SATO Marino					No.15 SARFATI Jean-Noël				
1	31.059	21.451	19.930	1:12.440	1	53.272	20.842	19.417	1:33.531	1	26.233	23.730	20.736	1:10.699
2	23.327	22.071	20.010	1:05.408	2	22.117	20.718	19.413	1:02.248	2	23.098	21.339	19.930	1:04.367
3	23.006	21.235	20.258	1:04.499	3	22.821	20.640	19.245	1:02.706	3	22.919	21.064	19.604	1:03.587
4	22.942	20.920	19.981	1:03.843	4	21.987	20.613	19.338	1:01.938	4	23.148	21.197	19.836	1:04.181
5	22.681	20.836	19.880	1:03.397	5	21.832	20.600	19.307	1:01.739	5	22.148	20.375	19.318	1:01.841
6	22.638	20.874	19.802	1:03.314	6	22.116	20.894	19.491	1:02.501	6	22.082	20.625	19.729	1:02.436
7	22.489	20.848	19.939	1:03.276	7	22.162	20.787	19.324	1:02.273	7	22.387	20.818	20.185	1:03.390
8	22.608	20.597	19.674	1:02.879	8	22.110	20.660	20.237	1:03.007	8	23.118	20.708	19.459	1:03.285
9	22.365	20.985	19.910	1:03.260	9	22.206	20.662	19.361	1:02.229	9	22.368	20.839	19.319	1:02.526
10	22.372	20.777	19.725	1:02.874	10	22.398	20.645	19.406	1:02.449	10	22.266	20.648	19.802	1:02.716
11	22.407	20.734	19.778	1:02.919	11	22.372	20.496	19.373	1:02.241	11	22.755	20.688	19.512	1:02.955
No.4 DINGERT Vivien					No.11 MARSEROU Vincent					No.21 REICH Fabrizio				
1	25.840	23.877	20.387	1:10.104	1	25.621	21.606	20.218	1:07.445	1	25.689	23.727	20.680	1:10.096
2	23.978	21.459	20.268	1:05.705	2	22.712	21.016	20.509	1:04.237	2	23.544	21.255	20.468	1:05.267
3	22.779	21.489	20.670	1:04.938	3	22.764	21.066	19.988	1:03.818	3	23.327	21.265	20.162	1:04.754
4	22.910	21.501	19.990	1:04.401	4	22.599	20.899	19.586	1:03.084	4	23.584	21.486	20.074	1:05.144
5	22.723	21.092	20.089	1:03.904	5	22.572	20.894	19.792	1:03.258	5	23.338	21.695	20.414	1:05.447
No.5 PRUDENT Adeline					No.12 DRION Maxime					No.22 HEIDE Alexander				
1	23.455	21.268	19.891	1:04.614	1	30.441	21.143	20.248	1:11.832	1	25.916	23.536	20.251	1:09.703
2	22.591	21.261	19.806	1:03.658	2	22.965	21.539	20.227	1:04.731	2	23.383	21.252	20.156	1:04.791
3	22.483	21.242	19.916	1:03.641	3	22.529	21.097	20.200	1:03.826	3	22.421	21.130	19.923	1:03.474
4	22.903	20.986	19.746	1:03.635	4	22.381	20.660	19.325	1:02.366	4	23.000	21.208	20.041	1:04.249
5	22.583	21.227	20.258	1:04.068	5	22.572	20.894	19.792	1:03.258	5	22.597	20.972	19.732	1:03.301
6	23.245	21.148	19.829	1:04.222	6	22.536	20.972	19.937	1:03.445	6	22.874	20.868	19.834	1:03.576
7	22.739	21.043	19.765	1:03.547	7	23.041	21.284	20.789	1:05.114	7	23.002	21.581	19.672	1:04.290
8	22.925	21.149	19.986	1:04.060	8	23.297	21.429	19.921	1:04.647	8	22.930	21.432	19.502	1:03.864
9	22.858	21.602	20.269	1:04.729	9	22.519	21.465	19.709	1:03.693	9	22.938	21.525	19.509	1:03.972
10	23.157	20.953	19.995	1:04.105	10	22.649	21.201	20.107	1:03.957	10	22.696	21.177	19.461	1:03.334
11	23.032	21.491	20.058	1:04.581	11	23.384	20.853	19.823	1:04.060	11	22.827	21.107	19.628	1:03.562
No.7 HALDER Michelle														
1	23.751	21.036	20.135	1:04.922										
2	22.816	20.649	20.248	1:03.713										
3	22.881	21.025	19.770	1:03.676										
4	22.513	20.954	19.833	1:03.300										



X30-Junior

Prefinal A (PFA) Lap Time Analysis

For information purposes. No official / regulatory value

Laps	Sector 1	Sector 2	Sector 3	Lap Time
No.27 MAGNUS Gilles				
1	23.434	22.378	20.201	1:06.013
2	22.898	20.887	21.309	1:05.094
3	23.263	20.899	20.751	1:04.913
4	22.797	20.903	19.705	1:03.405
5	22.660	21.219	19.790	1:03.669
6	22.913	21.531	20.094	1:04.538
7	22.715	20.867	20.087	1:03.669
8	22.461	21.002	19.741	1:03.204
9	22.645	21.144	19.837	1:03.626
10	23.131	21.236	20.341	1:04.708
11	22.891	20.846	19.917	1:03.654

Laps	Sector 1	Sector 2	Sector 3	Lap Time
No.30 PRICE Josh				
1	23.591	22.436	19.724	1:05.751
2	22.857	21.056	20.159	1:04.072
3	22.694	20.894	19.653	1:03.241
4	22.247	20.353	20.488	1:03.088
5	22.223	20.225	19.738	1:02.186
6	22.072	20.345	24.828	1:07.245
7	21.918	20.316	19.510	1:01.744
8	21.905	20.180	19.242	1:01.327
9	21.635	20.298	19.290	1:01.223
10	21.747	20.331	20.456	1:02.534
11	21.840	20.526	19.615	1:01.981

Laps	Sector 1	Sector 2	Sector 3	Lap Time
No.33 BESLER Berkay				
1	23.925	21.164	19.957	1:05.046
2	22.212	20.508	19.406	1:02.126
3	22.140	20.245	19.606	1:01.991
4	22.022	20.252	19.495	1:01.769
5	21.947	20.304	19.458	1:01.709
6	22.110	20.335	19.527	1:01.972
7	22.255	20.323	19.447	1:02.025
8	21.907	20.431	19.476	1:01.814
9	21.994	20.239	19.474	1:01.707
10	22.002	20.322	19.534	1:01.858
11	22.085	20.491	19.409	1:01.985

Laps	Sector 1	Sector 2	Sector 3	Lap Time
No.41 GLANIA Luis				
1	23.821	21.210	20.006	1:05.037
2	22.737	20.553	19.955	1:03.245

Laps	Sector 1	Sector 2	Sector 3	Lap Time
3	22.293	20.649	19.795	1:02.737
4	22.332	20.225	19.636	1:02.193
5	22.099	20.099	19.720	1:01.918
6	22.363	20.244	19.595	1:02.202
7	22.201	20.348	19.546	1:02.095
8	22.379	20.328	19.776	1:02.483
9	22.061	20.488	19.776	1:02.325
10	22.326	20.410	19.714	1:02.450
11	22.385	20.227	19.706	1:02.318

Laps	Sector 1	Sector 2	Sector 3	Lap Time
No.42 BONDUEL Amaury				
1	22.799	21.079	19.288	1:03.166
2	21.900	20.288	19.247	1:01.435
3	21.916	20.486	19.465	1:01.867
4	22.000	20.312	19.212	1:01.524
5	21.820	20.242	19.296	1:01.358
6	22.007	20.181	19.360	1:01.548
7	22.128	20.426	19.432	1:01.986
8	21.968	20.191	19.256	1:01.415
9	21.920	20.493	19.117	1:01.530
10	21.949	20.338	19.351	1:01.638
11	21.889	20.602	19.407	1:01.898

Laps	Sector 1	Sector 2	Sector 3	Lap Time
No.43 CARDOSO Pedro				
1	47.558	20.574	19.740	1:27.872
2	22.460	21.056	19.663	1:03.179
3	22.258	20.608	19.582	1:02.448
4	22.471	20.532	19.583	1:02.586
5	22.237	20.605	19.620	1:02.462
6	22.604	20.532	19.494	1:02.630
7	22.794	20.578	19.631	1:03.003
8	22.288	20.909	19.455	1:03.652

Laps	Sector 1	Sector 2	Sector 3	Lap Time
No.44 ARMANO Loris				
1	25.333	22.872	20.267	1:08.472
2	23.209	21.179	20.084	1:04.472
3	22.831	21.214	20.749	1:04.794
4	23.653	30.380	19.847	1:13.880
5	22.632	20.854	19.888	1:03.374
6	23.184	27.886	19.821	1:10.891
7	22.647	20.886	19.773	1:03.306
8	22.654	20.841	19.887	1:03.382

Laps	Sector 1	Sector 2	Sector 3	Lap Time
9	22.765	20.852	19.602	1:03.219
10	22.747	21.014	19.996	1:03.757
11	22.932	21.164	20.143	1:04.239

Laps	Sector 1	Sector 2	Sector 3	Lap Time
No.45 TELUK Illia				
1	25.231	22.939	20.736	1:08.906
2	23.583	21.158	20.812	1:05.553
3	22.925	21.131	19.923	1:03.979
4	23.667	21.812	20.162	1:05.641
5	22.913	21.135	19.831	1:03.879
6	23.042	20.905	19.793	1:03.740
7	22.778	20.960	19.853	1:03.591
8	23.232	20.975	19.903	1:04.110
9	22.971	21.130	19.979	1:04.080
10	23.481	20.961	19.825	1:04.267
11	23.019	20.876	19.967	1:03.862

Laps	Sector 1	Sector 2	Sector 3	Lap Time
No.60 MARIE François				
1	27.256	23.989	21.365	1:12.610
2	23.473	21.763	20.792	1:06.028
3	23.233	21.494	20.211	1:04.938
4	23.272	21.554	20.074	1:04.900
5	23.040	21.413	20.453	1:04.906

Laps	Sector 1	Sector 2	Sector 3	Lap Time
No.64 NERGUTI Alban				
1	26.657	23.694	22.226	1:12.577
2	23.726	21.747	20.702	1:06.175
3	23.380	21.742	20.167	1:05.289
4	23.121	21.407	20.367	1:04.895
5	23.118	21.690	20.178	1:04.986
6	23.185	21.372	20.254	1:04.811
7	22.881	21.510	20.223	1:04.614
8	22.814	21.509	20.387	1:04.710
9	22.965	21.280	19.849	1:04.094
10	23.281	21.447	19.913	1:04.641
11	23.005	21.373	20.060	1:04.438

Laps	Sector 1	Sector 2	Sector 3	Lap Time
No.73 BIELEFELDT Peter				
1	25.456	20.899	19.846	1:06.201
2	22.480	21.107	20.435	1:04.022
3	22.344	20.904	19.974	1:03.222
4	22.552	21.012	19.198	1:02.762
5	22.734	20.789	19.990	1:03.513



X30-Junior

Prefinal A (PFA) Lap Time Analysis

For information purposes. No official / regulatory value

Laps	Sector 1	Sector 2	Sector 3	Lap Time
6	22.988	20.760	19.248	1:02.996
7	22.000	20.517	19.147	1:01.664
8	22.143	20.721	19.277	1:02.141
9	22.206	20.673	19.355	1:02.234
10	21.967	20.835	19.696	1:02.498
11	22.200	21.179	19.399	1:02.778

No.81 ROMANO Bruno

1	26.026	24.044	20.610	1:10.680
2	23.189	26.571	20.268	1:10.028
3	22.681	21.566	20.014	1:04.261
4	22.999	21.648	20.377	1:05.024
5	23.154	21.297	20.328	1:04.779
6	23.043	21.815	19.959	1:04.817
7	23.041	21.658	19.990	1:04.689
8	23.601	21.216	21.360	1:06.177
9	22.963	21.284	19.885	1:04.132
10	23.222	21.310	19.858	1:04.390
11	22.958	21.282	20.914	1:05.154

No.82 QUEVEDO Kevin

1	26.884	23.864	20.862	1:11.610
2	23.417	22.125	20.264	1:05.806
3	23.176	21.659	19.978	1:04.813
4	23.007	21.765	20.623	1:05.395
5	23.066	21.657	20.294	1:05.017
6	23.149	21.289	19.959	1:04.397
7	22.965	21.544	20.113	1:04.622
8	22.888	21.548	20.486	1:04.922
9	23.241	21.344	20.159	1:04.744
10	23.355	21.657	20.104	1:05.116
11	22.948	21.257	20.056	1:04.261

No.88 POTTY Maxime

1	26.401	23.970	20.292	1:10.663
2	22.548	20.637	20.075	1:03.260
3	22.598	21.005	20.733	1:04.336
4	22.381	20.845	19.686	1:02.912
5	22.182	20.717	20.224	1:03.123
6	22.336	21.122	19.840	1:03.298
7	22.287	20.788	20.792	1:03.867
8	23.243	22.384	20.612	1:06.239

9	22.113	21.018	19.951	1:03.082
10	22.182	20.841	19.631	1:02.654
11	22.377	20.563	20.015	1:02.955

No.110 RASPATELLI Matteo

1	22.816	20.939	19.528	1:03.283
2	22.210	20.427	19.431	1:02.068
3	22.068	20.330	19.406	1:01.804
4	22.072	20.306	19.160	1:01.538
5	21.880	20.212	19.355	1:01.447
6	21.980	20.431	19.312	1:01.723
7	22.125	20.278	19.214	1:01.617
8	21.994	20.553	19.337	1:01.884
9	22.097	20.285	19.246	1:01.628
10	22.120	20.265	19.320	1:01.705
11	22.288	20.549	19.485	1:02.322

No.111 LEHOUCK Arthur

1	26.876	23.392	19.827	1:10.095
2	22.655	20.683	21.389	1:04.727
3	22.398	20.799	20.263	1:03.460
4	22.368	20.620	19.391	1:02.379
5	22.255	20.697	19.547	1:02.499
6	22.443	21.172	19.603	1:03.218
7	22.344	20.629	19.671	1:02.644
8	22.437	20.608	19.707	1:02.752
9	22.473	20.804	20.244	1:03.521
10	22.677	21.042	19.651	1:03.370
11	22.158	20.674	19.913	1:02.745

No.113 LAMBERT Anthony

1	25.359	22.165	19.834	1:07.358
2	22.866	20.993	19.669	1:03.528
3	22.904	21.024	19.817	1:03.745
4	22.894	21.065	19.832	1:03.791
5	22.707	20.801	19.696	1:03.204
6	22.718	20.888	19.781	1:03.387
7	23.142	20.960	19.721	1:03.823
8	22.786	20.921	19.792	1:03.499
9	22.825	21.047	19.906	1:03.778
10	23.332	21.322	19.845	1:04.499
11	23.144	21.171	19.835	1:04.150

No.115 BACCONNET Kilian

1	26.242	24.127	20.726	1:11.095
2	23.221	22.276	21.359	1:06.856
3	23.295	21.111	20.267	1:04.673
4	23.284	21.414	19.965	1:04.663
5	23.380	20.933	20.058	1:04.371
6	23.004	21.062	20.114	1:04.180
7	22.637	21.053	20.119	1:03.809
8	22.857	21.022	20.085	1:03.964
9	22.955	20.950	20.015	1:03.920
10	23.070	20.741	20.176	1:03.987
11	23.050	21.114	20.290	1:04.454

No.118 LEIST Matheus

1	23.813	21.219	19.845	1:04.877
2	22.795	20.441	20.085	1:03.321
3	22.228	20.649	20.092	1:02.969
4	22.260	20.430	19.945	1:02.635
5	22.338	20.449	19.862	1:02.649
6	22.126	20.412	19.893	1:02.431
7	22.211	20.505	19.856	1:02.572
8	22.338	20.476	19.735	1:02.549
9	22.092	20.609	20.173	1:02.874
10	22.124	20.777	20.438	1:03.339
11	22.778	21.309	19.725	1:03.812

No.129 BOLLIER Jules

1	23.621	20.511	19.614	1:03.746
2	22.130	20.414	19.653	1:02.197
3	21.994	20.600	19.643	1:02.237
4	21.883	20.434	19.504	1:01.821
5	21.991	20.531	19.728	1:02.250
6	21.988	20.289	19.744	1:02.021
7	22.272	20.879	19.848	1:02.999
8	22.307	20.440	19.851	1:02.598
9	22.251	20.597	19.716	1:02.564
10	22.048	20.393	19.720	1:02.161
11	22.358	20.711	19.666	1:02.735

No.212 SOUSA Yohan

1	24.201	21.209	20.890	1:06.300
2	22.348	20.636	20.277	1:03.261





X30-Junior

Prefinal A (PFA) Lap Time Analysis

For information purposes. No official / regulatory value

Laps	Sector 1	Sector 2	Sector 3	Lap Time
3	22.041	20.434	20.415	1:02.890
4	22.311	20.615	19.915	1:02.841
5	22.220	20.593	19.755	1:02.568
6	22.165	20.329	19.874	1:02.368
7	22.299	20.502	19.623	1:02.424
8	21.991	20.337	19.559	1:01.887
9	22.049	20.548	19.749	1:02.346
10	22.449	20.357	19.599	1:02.405
11	22.031	20.374	19.637	1:02.042

No.555 ANDLAUER Julien

1	23.621	26.392	19.563	1:09.576
2	22.562	20.441	19.312	1:02.315
3	22.641	20.417	19.733	1:02.791
4	22.297	20.611	19.117	1:02.025
5	22.533	20.551	19.396	1:02.480
6	22.548	20.254	19.398	1:02.200
7	22.198	20.617	19.033	1:01.848
8	22.108	20.788	19.497	1:02.393
9	22.123	20.213	19.413	1:01.749
10	22.455	20.527	19.882	1:02.864
11	22.058	20.388	19.224	1:01.670



X30-Junior

Prefinal A (PFA) Starting Grid

Document 25

Subject to scrutineering & sporting investigations

12	DRION Maxime Sodi / X30 / Komet		17	4	DINGERT Vivien Top-Kart / X30 / Komet	
82	QUEVEDO Kevin Zanardi / X30 / Komet		16	22	HEIDE Alexander Praga / X30 / Komet	
15	SARFATI Jean-Noël Tony-Kart / X30 / Komet		15	64	NERGUTI Alban Tony-Kart / X30 / Komet	
11	MARSEROU Vincent Tony-Kart / X30 / Komet		14	60	MARIE François OK1 / X30 / Komet	
44	ARMANO Loris Kosmic / X30 / Komet		13	81	ROMANO Bruno Zanardi / X30 / Komet	
118	LEIST Matheus LH / X30 / Komet		12	115	BACCONNET Kilian OK1 / X30 / Komet	
1	CAMARA Sergio Art GP / X30 / Komet		11	21	REICH Fabrizio PCR / X30 / Komet	
212	SOUSA Yohan Zanardi / X30 / Komet		10	45	TELUK Illia Zanardi / X30 / Komet	
30	PRICE Josh RK / X30 / Komet		9	8	SATO Marino Praga / X30 / Komet	
555	ANDLAUER Julien OK1 / X30 / Komet		8	88	POTTY Maxime ? / X30 / Komet	
6	DEMARQUE Jérémy LH / X30 / Komet		7	111	LEHOUCK Arthur Tony-kart / X30 / Komet	
73	BIELEFELDT Peter Ayrton Senna / X30 / Komet		6	43	CARDOSO Pedro LH / X30 / Komet	
113	LAMBERT Anthony Kosmic / X30 / Komet		5	2	FENESTRAZ Sacha Tony-Kart / X30 / Komet	
33	BESLER Berkay Tony-Kart / X30 / Komet		4	41	GLANIA Luis Praga / X30 / Komet	
27	MAGNUS Gilles FK / X30 / Komet		3	7	HALDER Michelle Wild Kart / X30 / Komet	
5	PRUDENT Adeline Tony-Kart / X30 / Komet		2	129	BOLLIER Jules Kosmic / X30 / Komet	
42	BONDUEL Amaury Art GP / X30 / Komet		1	110	RASPATELLI Matteo Kosmic / X30 / Komet	

POLE POSITION



Start : 20/10 - 11:20 11 Laps = 13,750 Km

2013 Iame International Final (FRA) 18-20/10/2013

Timing by Apex Timing

Page 1 / 1

Apex Timing

X30-Junior

Prefinal B (PFB) Results

Document 28.3 OFFICIAL

Subject to scrutineering & sporting investigations

Rnk	No.	Entrant	Driver	Nat	Equipment	Laps	Gap	Interv.	Best Lap	Penalty
1	▲1	127 Ludo Racing	BECQ Gauthier		Sodi / X30 / Komet	11			1:01.245	
2	▲5	126 DCK Karting	BLONDEAU Justin		Zanardi / X30 / Komet	11	5.823	5.823	1:01.653	
3	▲7	3 Vromant Pierre-Alain	VROMANT Alexandre		Zanardi / X30 / Komet	11	6.698	0.875	1:01.316	
4	▼1	31 Praga Germany	DREWING Pascal		Praga / X30 / Komet	11	9.709	3.011	1:01.861	
5	=	34 Kartland	CHAPPARD Franck		Praga / X30 / Komet	11	12.047	2.338	1:01.839	
6	▲9	77 Karting Royan Services	BOUVIER Yann		Zanardi / X30 / Komet	11	18.778	6.731	1:02.274	
7	▲11	40 Bouchabke Imad	BOUCHABKE Rubens		CRG / X30 / Komet	11	20.511	1.733	1:02.442	
8	▲4	62 JM Racing	KING Bryony		RK / X30 / Komet	11	20.799	0.288	1:02.459	
9	▼3	17 Idéal Kart	DALLAMANO Stephano		Kosmic / X30 / Komet	11	21.456	0.657	1:01.685	+10.000
10	▲6	80 Leao Almeida	ALMEIDA Gabriel		LH / X30 / Komet	11	21.491	0.035	1:01.965	
11	▼10	18 Herblot Olivier	HERBLOT Vincent		Zanardi / X30 / Komet	11	22.083	0.592	1:02.429	
12	▲10	25 VDK Racing	GODEFROID William		Kosmic / X30 / Komet	11	22.695	0.612	1:02.392	
13	=	16 Motocane	RAMOS Miguel		Birel / X30 / Komet	11	26.152	3.457	1:02.859	
14	▲6	23 DGM Racing	DELGADO Gabriel		Gillard / X30 / Komet	11	26.287	0.135	1:02.181	
15	▼11	19 CKIM Salon de Provence	RIQUET Clément		GB / X30 / Komet	11	29.196	2.909	1:02.749	
16	▲7	35 FAE Motorentchnik	PFAFF Marco		Mach 1 / X30 / Komet	11	31.648	2.452	1:01.672	+10.000
17	▼8	911 Karting-club Thun Ob.	FELBER Alessandro		Tony-Kart / X30 / Komet	11	34.527	2.879	1:02.107	
18	▲1	14 Praga Kart Racing	ZATLOUKAL Michal		Praga / X30 / Komet	11	36.488	1.961	1:03.490	
19	▼5	10 Potain	POTAIN Jérémy		Kosmic / X30 / Komet	11	37.206	0.718	1:03.553	
20	▼3	66 PDB Racing Team	FERRO DIEGO		Gillard / X30 / Komet	11	46.272	9.066	1:03.047	
21	▼13	214 TS Racing	DEPINTO Seve		DR / X30 / Komet	9	2 Laps	2 Laps	1:01.794	
22	▼11	26 Capello	CAPPELLO Christopher		Praga / X30 / Komet	0	11 Laps	9 Laps		

No.17 DALLAMANO Stephano : 10 seconds penalty for leaving corridor. Art 2.20 CIK General Prescriptions. According to Stewards' Decision No.53.

No.35 PFAFF Marco : 10 sec time penalty for bad manoeuvre (art 2.24 CIK General Prescriptions). According to Stewards' Decision No.52.

Not Classified

	9	Super Winforce RT	OTA Kakunoshin		Super Winforce / X30 / Komet		DNS			
	63	VDK Racing	LESSENNES Benjamin		Kosmic / X30 / Komet		DNS			
	95	Kertesz	KERTESZ Mike		LH / X30 / Komet		DNS			

Leaders : No.127 BECQ Gauthier (1-11)

Start Time : 20/10 - 10:50:08

Best Lap : No.127 BECQ Gauthier 1:01.245 73,47 Kph

Weather : Cloudy Air : 16°C Track : Wet

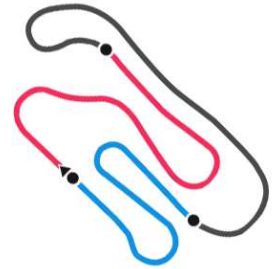
Event Record : No.42 BONDUEL Amaury 50.024 89,95 Kph

2013 Iame International Final (FRA) 18-20/10/2013

Page 1 / 1

Timing by Apex Timing

Apex Timing



DOCUMENT N° 53
DÉCISION DES COMMISSAIRES SPORTIFS
STEWARDS' DECISION

PÉNALITÉ INFLIGÉE AU CONCURRENT (NOM) : **Idéal Kart**
 PENALTY INFLICTED UPON THE ENTRANT (NAME):
 NATIONALITÉ / NATIONALITY:
 N°: **17** PILOTE : **DALLAMANO Stephano**
 No.: DRIVER :

Concerne la partie de l'Épreuve : **X30-Junior - Prefinal B**
 Concerns the part of the event:

ÉNONCÉ / STATEMENT:
10 sec time penalty in the above session concerned

MOTIF / REASON:
 The kart concerned completely getting out of his corridor before the start was given (reported by Judge of Fact). Having considered the report from Judge of Fact, having considered the relevant video sequence and after hearing the Entrant concerned, the Stewards feel that this fact contravenes art 2.20 CIK-FIA General Prescriptions and Briefing instructions. The Stewards take their decision in accordance with art 2.20 and 2.24 CIK-FIA GP and 152 and 153 FIA International Sporting Code.

Décision annoncée Date / Date: **20/10/2013** Heure / Time: **11:40**
Decision announced

Nom / Name Signature

Président du Collège / Chairman of the Panel:
Bernard Navarro (FRA) :

Membres du Collège / Members of the Panel:
Hervé Lemenager (FRA) :

Jean-Claude Sanchez (FRA) :

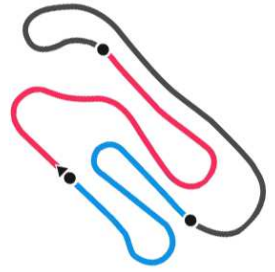
NOTIFICATION AU CONCURRENT CONCERNÉ / NOTIFICATION TO THE RELEVANT ENTRANT

Je soussigné :
I undersigned: Nom personnel / personal name

Représentant du Concurrent : **Idéal Kart**
Representing the Entrant: Nom du Concurrent / Entrant's name

Certifie avoir reçu notification du document N° **53** des Commissaires Sportifs de l'Épreuve.
Certify that I have been notified of document No. by the Stewards of the Meeting.

Date : Heure / Time: Signature :



DOCUMENT N° 52
DÉCISION DES COMMISSAIRES SPORTIFS
STEWARDS' DECISION

PÉNALITÉ INFLIGÉE AU CONCURRENT (NOM) : **FAE Motorentchnik**
 PENALTY INFLICTED UPON THE ENTRANT (NAME):
 NATIONALITÉ / NATIONALITY:
 N°: **35** PILOTE : **PFAFF Marco**
 No.: DRIVER :

Concerne la partie de l'Épreuve : **X30-Junior - Prefinal B**
 Concerns the part of the event:

ÉNONCÉ / STATEMENT:
10 sec time penalty in the above session concerned

MOTIF / REASON:
 The Driver concerned was involved in an incident. In the Heat/Race concerned, he pushed the kart in front of him an following of this manoevre he takes an advantage. Having considered the video and after hearing the Entrant concerned, the Stewards assess this manoevre as an incident according art 2.24 CIK GP. This decision is made in application of art. 2.24 CIK GP and art. 153 ISC

Décision annoncée Date / Date: **20/10/2013** Heure / Time: **11:34**
Decision announced

Nom / Name Signature

Président du Collège / Chairman of the Panel:
Bernard Navarro (FRA) :

Membres du Collège / Members of the Panel:
Hervé Lemenager (FRA) :

Jean-Claude Sanchez (FRA) :

NOTIFICATION AU CONCURRENT CONCERNÉ / NOTIFICATION TO THE RELEVANT ENTRANT

Je soussigné :
I undersigned: Nom personnel / personal name

Représentant du Concurrent : **FAE Motorentchnik**
Representing the Entrant: Nom du Concurrent / Entrant's name

Certifie avoir reçu notification du document N° **52** des Commissaires Sportifs de l'Épreuve.
Certify that I have been notified of document No. by the Stewards of the Meeting.

Date : Heure / Time: Signature :



X30-Junior

Prefinal B (PFB)

For information purposes. No official / regulatory value

Lap Chart

	1	2	3	4	5	6	7	8	9	10	11	12	13	14	15	16	17	18	19	20	21	22	23	24	25
Grid	18	127	31	19	34	17	126	214	911	3	26	62	16	10	77	80	66	40	14	23	96	25	35	96	96
Start	127	18	31	19	34	17	126	214	3	911	62	80	10	77	40	26	23	16	66	14	25	35			
Lap 1 Interval	127	126 0.8	31 0.9	34 0.9	17 0.2	214 0.2	3 0.4	77 0.5	80 0.2	62 0.3	40 1.3	10 0.8	16 0.2	25 0.3	18 0.7	14 0.5	35 0.0	19 2.1	23 0.9	66 1.2	911 11.8				
Lap 2	127	126 1.0	31 1.4	34 1.3	17 0.2	3 0.7	214 0.2	80 0.3	77 0.5	62 0.2	40 1.3	16 2.1	18 0.2	25 0.3	10 0.9	35 0.3	14 0.4	19 1.1	23 0.2	66 1.7	911 11.1				
Lap 3	127	126 1.3	31 2.2	34 1.2	3 0.5	17 0.3	214 0.0	80 0.8	77 1.2	62 0.3	40 0.8	18 2.8	16 0.4	25 0.2	35 0.6	10 1.2	14 0.8	19 0.1	23 0.4	66 1.0	911 10.5				
Lap 4	127	126 1.6	31 3.1	3 1.1	34 0.3	17 0.3	214 0.0	80 0.8	77 2.0	62 0.2	40 0.6	18 2.9	25 0.3	16 0.7	35 0.0	10 2.8	19 0.3	23 0.3	14 0.7	66 0.4	911 9.1				
Lap 5	127	126 2.6	31 3.0	3 0.5	34 0.8	17 1.4	77 3.5	40 0.4	214 0.4	62 0.5	18 1.4	25 0.8	16 0.6	35 0.0	80 0.6	19 2.5	23 0.3	10 0.5	14 0.4	66 0.2	911 7.7				
Lap 6	127	126 3.4	3 3.1	31 0.4	34 1.2	17 0.8	77 4.4	214 0.6	40 0.4	62 0.2	18 1.4	25 0.7	80 1.0	16 0.2	35 0.0	19 2.7	23 0.1	10 3.2	14 0.4	911 5.3	66 6.7				
Lap 7	127	126 3.6	3 3.0	31 0.9	34 0.9	17 0.6	77 5.5	214 0.2	40 1.0	62 0.3	18 1.0	25 1.0	80 0.2	35 0.6	16 0.8	23 2.3	19 0.0	14 4.7	10 0.4	911 3.5	66 8.1				
Lap 8	127	126 4.2	3 2.4	31 1.4	34 0.8	17 0.9	77 5.9	40 1.1	62 0.3	18 1.1	80 0.6	25 0.1	35 0.5	16 1.6	23 1.6	19 0.9	14 5.4	10 0.6	911 2.2	66 8.5	214 57.2				
Lap 9	127	126 5.3	3 1.8	31 1.6	34 1.4	17 0.6	77 6.2	40 1.1	62 0.2	80 1.4	18 0.1	25 0.4	35 0.0	16 2.5	23 1.7	19 0.8	14 6.4	10 0.5	911 0.4	66 9.6	214 55.8				
Lap 10	127	126 5.9	3 1.2	31 2.1	17 1.9	34 0.1	77 6.8	40 1.5	62 0.0	80 0.7	35 0.4	18 0.2	25 0.7	16 3.0	23 0.7	19 1.7	911 6.6	14 0.6	10 0.6	66 9.5					
Lap 11	127	126 5.8	3 0.8	31 3.0	17 1.7	34 0.5	77 6.7	40 1.7	62 0.2	80 0.6	35 0.1	18 0.4	25 0.6	16 3.4	23 0.1	19 2.9	911 5.3	14 1.9	10 0.7	66 9.0					



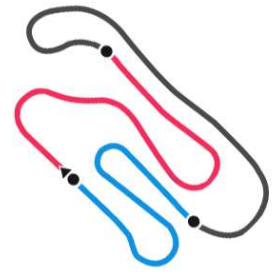


X30-Junior

Prefinal B (PFB) Lap Time Analysis

For information purposes. No official / regulatory value

Laps	Sector 1	Sector 2	Sector 3	Lap Time	Laps	Sector 1	Sector 2	Sector 3	Lap Time	Laps	Sector 1	Sector 2	Sector 3	Lap Time
No.3 VROMANT Alexandre					3	22.633	20.969	20.246	1:03.848	6	22.157	20.796	19.796	1:02.749
1	24.479	20.740	19.640	1:04.859	4	22.731	20.674	20.146	1:03.551	7	22.202	20.645	20.012	1:02.859
2	22.278	20.610	19.819	1:02.707	5	22.622	20.804	19.981	1:03.407	8	22.487	20.817	19.806	1:03.110
3	21.967	20.145	19.665	1:01.777	6	22.226	20.877	20.104	1:03.207	9	22.428	20.898	19.763	1:03.089
4	22.070	20.303	19.559	1:01.932	7	22.598	20.632	19.997	1:03.227	10	22.267	20.904	19.833	1:03.004
5	21.966	20.238	19.499	1:01.703	8	22.353	20.705	19.801	1:02.859	11	22.313	21.162	19.951	1:03.426
6	21.996	20.196	19.502	1:01.694	9	22.407	20.855	19.888	1:03.150	No.23 DELGADO Gabriel				
7	21.876	20.313	19.422	1:01.611	10	22.413	20.984	19.752	1:03.149	1	31.797	20.708	19.996	1:12.501
8	21.934	20.214	19.338	1:01.486	11	22.564	20.674	19.626	1:02.864	2	22.360	20.762	19.900	1:03.022
9	21.943	20.274	19.567	1:01.784	No.17 DALLAMANO Stephano					3	22.818	20.931	20.037	1:03.786
10	21.875	20.220	19.341	1:01.436	1	24.045	20.681	19.613	1:04.339	4	22.688	20.923	19.862	1:03.473
11	21.761	20.202	19.353	1:01.316	2	22.211	20.658	19.737	1:02.606	5	22.730	20.964	19.769	1:03.463
No.10 POTAIN Jérémy					3	22.133	20.661	20.056	1:02.850	6	22.395	20.502	19.684	1:02.581
1	26.045	21.098	20.514	1:07.657	4	21.976	20.522	19.779	1:02.277	7	22.234	20.620	19.742	1:02.596
2	24.464	21.192	20.273	1:05.929	5	22.364	21.271	19.740	1:03.375	8	21.951	20.671	19.576	1:02.198
3	23.264	20.914	20.296	1:04.474	6	22.070	20.250	19.584	1:01.904	9	22.274	20.631	20.295	1:03.200
4	22.942	20.930	20.407	1:04.279	7	21.789	20.280	19.616	1:01.685	10	22.127	20.520	19.534	1:02.181
5	23.116	21.098	20.506	1:04.720	8	22.058	20.334	19.738	1:02.130	11	22.336	20.502	19.381	1:02.219
6	23.819	21.174	20.250	1:05.243	9	22.148	20.422	19.745	1:02.315	No.25 GODEFROID William				
7	23.317	21.064	20.161	1:04.542	10	21.944	20.276	19.493	1:01.713	1	26.154	21.464	20.136	1:07.754
8	22.944	20.863	20.301	1:04.108	11	21.734	20.472	19.806	1:02.012	2	23.092	21.246	20.050	1:04.388
9	23.051	20.828	20.021	1:03.900	No.18 HERBLOT Vincent					3	22.541	20.674	20.310	1:03.525
10	22.864	21.103	19.992	1:03.959	1	29.048	20.928	19.920	1:09.896	4	22.105	20.412	20.019	1:02.536
11	22.582	20.988	19.983	1:03.553	2	22.573	20.683	20.030	1:03.286	5	22.474	21.219	19.852	1:03.545
No.14 ZATLOUKAL Michal					3	22.721	20.453	19.954	1:03.128	6	22.213	20.484	19.867	1:02.564
1	26.275	22.132	20.699	1:09.106	4	22.561	20.288	20.109	1:02.958	7	22.054	20.585	20.106	1:02.745
2	22.766	21.395	20.649	1:04.810	5	22.630	20.458	19.998	1:03.086	8	21.992	20.535	19.865	1:02.392
3	23.054	21.323	20.213	1:04.590	6	22.407	20.361	19.819	1:02.587	9	22.436	20.535	19.737	1:02.708
4	23.079	20.956	20.772	1:04.807	7	22.276	20.424	19.832	1:02.532	10	22.492	20.549	19.684	1:02.725
5	22.631	21.028	20.136	1:03.795	8	22.416	20.372	19.823	1:02.611	11	21.998	20.945	19.524	1:02.467
6	22.953	22.058	20.162	1:05.173	9	22.558	20.438	20.012	1:03.008	No.31 DREWING Pascal				
7	22.620	21.110	19.994	1:03.724	10	22.430	20.263	19.736	1:02.429	1	23.123	20.494	19.744	1:03.361
8	22.703	21.123	19.997	1:03.823	11	22.377	20.467	19.788	1:02.632	2	22.177	20.411	19.605	1:02.193
9	22.798	21.254	20.024	1:04.076	No.19 RIQUET Clément					3	22.190	20.465	19.738	1:02.393
10	22.727	20.999	20.101	1:03.827	1	31.269	21.247	20.004	1:12.520	4	22.136	20.509	19.903	1:02.548
11	22.425	21.230	19.835	1:03.490	2	22.697	21.015	19.977	1:03.689	5	22.193	20.499	19.589	1:02.281
No.16 RAMOS Miguel					3	22.608	21.020	19.994	1:03.622	6	22.323	20.694	19.651	1:02.668
1	26.331	21.236	20.080	1:07.647	4	22.693	20.754	20.137	1:03.584	7	22.157	20.298	19.665	1:02.120
2	23.313	20.688	20.147	1:04.148	5	22.587	20.791	20.083	1:03.461	8	21.992	20.389	19.623	1:02.004



X30-Junior

Prefinal B (PFB) Lap Time Analysis

For information purposes. No official / regulatory value

Laps	Sector 1	Sector 2	Sector 3	Lap Time
9	21.995	20.410	19.645	1:02.050
10	21.994	20.348	19.519	1:01.861
11	21.958	20.687	19.558	1:02.203

No.34 CHAPPARD Franck

1	23.639	20.813	19.693	1:04.145
2	22.307	20.618	19.663	1:02.588
3	22.249	20.384	19.629	1:02.262
4	22.423	20.733	19.642	1:02.798
5	22.219	20.553	19.499	1:02.271
6	22.455	20.589	19.432	1:02.476
7	22.112	20.381	19.369	1:01.862
8	22.072	20.279	19.488	1:01.839
9	22.760	20.406	19.473	1:02.639
10	22.253	20.312	20.000	1:02.565
11	21.995	20.278	20.144	1:02.417

No.35 PFAFF Marco

1	25.940	22.163	20.956	1:09.059
2	23.109	21.289	19.937	1:04.335
3	22.677	20.512	19.688	1:02.877
4	22.425	20.692	19.558	1:02.675
5	22.623	21.184	19.596	1:03.403
6	22.430	21.064	19.720	1:03.214
7	22.273	20.666	19.409	1:02.348
8	22.188	20.474	19.351	1:02.013
9	22.217	20.496	19.534	1:02.247
10	22.174	20.265	19.233	1:01.672
11	22.050	20.453	19.926	1:02.429

No.40 BOUCHABKE Rubens

1	25.595	21.184	19.980	1:06.759
2	22.343	20.679	19.987	1:03.009
3	22.222	20.790	19.719	1:02.731
4	22.332	20.646	19.829	1:02.807
5	22.234	21.386	19.869	1:03.489
6	22.347	20.898	20.134	1:03.379
7	22.315	20.926	19.686	1:02.927
8	22.349	20.421	19.672	1:02.442
9	22.346	20.622	19.723	1:02.691
10	22.176	20.612	20.092	1:02.880
11	22.085	20.642	19.747	1:02.474

No.62 KING Bryony

1	25.004	20.903	19.748	1:05.655
2	22.568	20.602	19.790	1:02.960
3	22.784	20.569	19.898	1:03.251
4	22.501	20.773	19.775	1:03.049
5	22.536	22.706	19.956	1:05.198
6	22.306	20.570	19.724	1:02.600
7	22.362	20.805	19.804	1:02.971
8	22.274	20.578	19.607	1:02.459
9	22.351	20.476	19.785	1:02.612
10	22.238	20.639	19.768	1:02.645
11	22.364	20.497	19.855	1:02.716

No.66 FERRO DIEGO

1	26.536	27.440	19.632	1:13.608
2	22.229	21.024	20.217	1:03.470
3	22.306	20.933	19.843	1:03.082
4	22.402	21.099	20.125	1:03.626
5	22.442	21.070	20.066	1:03.578
6	22.476	34.269	20.284	1:17.029
7	22.570	21.012	20.079	1:03.661
8	22.471	21.095	19.758	1:03.324
9	22.470	20.787	19.918	1:03.175
10	22.490	20.863	20.081	1:03.434
11	22.359	20.797	19.891	1:03.047

No.77 BOUVIER Yann

1	24.272	20.767	19.832	1:04.871
2	22.922	20.423	19.969	1:03.314
3	22.718	20.536	19.846	1:03.100
4	22.546	20.701	19.862	1:03.109
5	22.582	21.460	19.923	1:03.965
6	22.524	20.450	19.821	1:02.795
7	22.548	20.308	19.867	1:02.723
8	22.383	20.388	19.789	1:02.560
9	22.437	20.337	19.842	1:02.616
10	22.233	20.506	19.800	1:02.539
11	22.268	20.369	19.637	1:02.274

No.80 ALMEIDA Gabriel

1	24.222	21.216	19.794	1:05.232
2	22.144	20.657	19.722	1:02.523

3	22.185	20.512	19.690	1:02.387
4	22.092	20.595	19.576	1:02.263
5	21.946	29.317	19.913	1:11.176
6	22.027	20.584	19.674	1:02.285
7	21.987	20.546	19.482	1:02.015
8	22.084	20.605	19.288	1:01.977
9	22.239	20.560	19.385	1:02.184
10	22.055	20.456	19.454	1:01.965
11	22.008	20.722	19.950	1:02.680

No.126 BLONDEAU Justin

1	22.447	20.433	19.270	1:02.150
2	21.890	20.350	19.436	1:01.676
3	21.858	20.420	19.391	1:01.669
4	21.833	20.417	19.403	1:01.653
5	22.054	20.657	19.588	1:02.299
6	21.999	20.750	19.450	1:02.199
7	21.900	20.425	19.422	1:01.747
8	22.162	20.601	19.247	1:02.010
9	22.513	20.406	19.510	1:02.429
10	22.112	20.659	19.263	1:02.034
11	22.058	20.434	19.191	1:01.683

No.127 BECQ Gauthier

1	22.306	20.186	19.266	1:01.758
2	21.944	20.239	19.207	1:01.390
3	21.759	20.545	19.152	1:01.456
4	21.714	20.489	19.141	1:01.344
5	21.764	20.374	19.107	1:01.245
6	21.756	20.364	19.325	1:01.445
7	21.843	20.346	19.320	1:01.509
8	21.733	20.433	19.216	1:01.382
9	21.716	20.471	19.198	1:01.385
10	21.744	20.493	19.148	1:01.385
11	21.994	20.307	19.547	1:01.848

No.214 DEPINTO Seve

1	24.141	20.869	19.508	1:04.518
2	22.226	20.975	20.166	1:03.367
3	22.002	20.440	19.526	1:01.968
4	22.166	20.502	19.592	1:02.260
5	21.978	26.222	19.607	1:07.807



X30-Junior

Prefinal B (PFB) Lap Time Analysis

For information purposes. No official / regulatory value

Laps	Sector 1	Sector 2	Sector 3	Lap Time
6	22.039	20.896	19.545	1:02.480
7	22.329	20.276	19.696	1:02.301
8	1:44.537	20.677	19.648	2:24.862
9	21.979	20.356	19.459	1:01.794

No.911 FELBER Alessandro

1	45.237	21.382	19.657	1:26.276
2	22.274	20.997	19.536	1:02.807
3	22.090	21.093	19.259	1:02.442
4	21.946	20.938	19.353	1:02.237
5	21.898	20.922	19.351	1:02.171
6	22.113	21.220	19.231	1:02.564
7	22.254	20.771	19.262	1:02.287
8	22.827	20.951	19.111	1:02.889
9	22.134	20.735	19.238	1:02.107
10	22.118	20.852	19.214	1:02.184
11	22.034	20.764	19.359	1:02.157



9	OTA Kakunoshin Super Winforce / X30 / Komet		13	63	LESSENNES Benjamin Kosmic / X30 / Komet	
35	PFAFF Marco Mach 1 / X30 / Komet		12	25	GODEFROID William Kosmic / X30 / Komet	
95	KERTESZ Mike LH / X30 / Komet		11	23	DELGADO Gabriel Gillard / X30 / Komet	
14	ZATLOUKAL Michal Praga / X30 / Komet		10	40	BOUCHABKE Rubens CRG / X30 / Komet	
66	FERRO DIEGO Gillard / X30 / Komet		9	80	ALMEIDA Gabriel LH / X30 / Komet	
77	BOUVIER Yann Zanardi / X30 / Komet		8	10	POTAIN Jérémy Kosmic / X30 / Komet	
16	RAMOS Miguel Birel / X30 / Komet		7	62	KING Bryony RK / X30 / Komet	
26	CAPPELLO Christopher Praga / X30 / Komet		6	3	VROMANT Alexandre Zanardi / X30 / Komet	
911	FELBER Alessandro Tony-Kart / X30 / Komet		5	214	DEPINTO Seve DR / X30 / Komet	
126	BLONDEAU Justin Zanardi / X30 / Komet		4	17	DALLAMANO Stephano Kosmic / X30 / Komet	
34	CHAPPARD Franck Praga / X30 / Komet		3	19	RIQUET Clément GB / X30 / Komet	
31	DREWING Pascal Praga / X30 / Komet		2	127	BECQ Gauthier Sodi / X30 / Komet	
18	HERBLOT Vincent Zanardi / X30 / Komet		1			

POLE POSITION



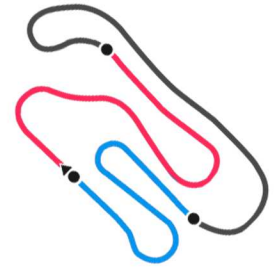
Start : 20/10 - 10:20 11 Laps = 13,750 Km

2013 Iame International Final (FRA) 18-20/10/2013

Page 1 / 1

Timing by Apex Timing

Apex Timing



QUALIFYING HEATS

IAME
INTERNATIONAL FINAL

JOIN THE EVENT OF THE YEAR!

October 17th/20st - 2013

ACTUA
CIRCUIT DE LYON

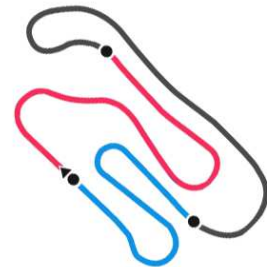
WWW.X30WORLD.COM/IAME.INTERNATIONAL.FINAL

INFO: K.C. Pays d'Olmès et Mirepoix - Karting Circuit La Plana - 09600 Algaes-Yves - France
Mail: victoryconcept@hotmail.com - Phone: +33 (0)5 63 54 86 74 / +33 (0)6 85 10 95 92

OFFICIAL SPONSOR

freem komet IAME The heart of kart stilo WZADOL





X30-Junior

Qualifying Heats (QH) Results

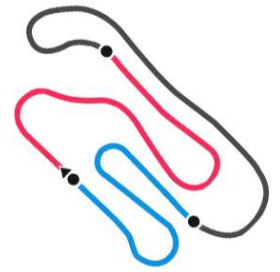
Document 23.1 OFFICIAL

Subject to scrutineering & sporting investigations

Rnk	No.	Entrant	Driver	Nat	Equipment	Qp	A-B	C-D	A-C	B-D	B-C	A-D	Points
1	42	Bonduel Racing	BONDUEL Amaury		Art GP / X30 / Komet	1	0	-	0	-	-	0	0
2	110	Raspatelli Bruno	RASPATELLI Matteo		Kosmic / X30 / Komet	9	2	-	5	-	-	3	10
3	5	Prudent Frédéric	PRUDENT Adeline		Tony-Kart / X30 / Komet	4	-	0	-	3	-	10	13
4	129	Bollier Romain	BOLLIER Jules		Kosmic / X30 / Komet	7	-	9	2	-	3	-	14
5	27	Magnus Patrick	MAGNUS Gilles		FK / X30 / Komet	10	7	-	-	5	4	-	16
6	7	Wild Kart Racing Team	HALDER Michelle		Wild Kart / X30 / Komet	18	4	-	-	4	8	-	16
7	33	Besler Mehmet	BESLER Berkay		Tony-Kart / X30 / Komet	17	5	-	10	-	-	4	19
8	41	Praga Germany	GLANIA Luis		Praga / X30 / Komet	21	8	-	4	-	-	7	19
9	113	RSD Karting	LAMBERT Anthony		Kosmic / X30 / Komet	5	15	-	3	-	-	2	20
10	2	Malevaut Sport	FENESTRAZ Sacha		Tony-Kart / X30 / Komet	13	9	-	6	-	-	5	20
11	73	Bielefeldt Bjarne	BIELEFELDT Peter		Ayrton Senna / X30 / Komet	20	-	7	-	7	-	6	20
12	43	Cardoso	CARDOSO Pedro		LH / X30 / Komet	14	6	-	-	10	5	-	21
13	6	Demarque	DEMARQUE Jérémy		LH / X30 / Komet	8	-	3	-	2	-	19	24
14	111	Lehooock Vincent	LEHOUCK Arthur		Tony-kart / X30 / Komet	6	3	-	-	24	0	-	27
15	555	Action Karting	ANDLAUER Julien		OK1 / X30 / Komet	3	-	2	21	-	6	-	29
16	88	Potty Samuel	POTTY Maxime		? / X30 / Komet	2	29	-	-	0	2	-	31
17	30	JM Racing	PRICE Josh		RK / X30 / Komet	12	-	5	-	6	-	21	32
18	8	Praga Racing Kart	SATO Marino		Praga / X30 / Komet	25	17	-	7	-	-	8	32
19	212	Ykart Competition Team	SOUSA Yohan		Zanardi / X30 / Komet	26	12	-	-	12	9	-	33
20	45	Teluk	TELUK Illia		Zanardi / X30 / Komet	31	-	11	12	-	10	-	33
21	1	Art GP	CAMARA Sergio		Art GP / X30 / Komet	27	-	6	16	-	12	-	34
22	21	Scuderia PCR Swiss	REICH Fabrizio		PCR / X30 / Komet	35	-	16	8	-	13	-	37
23	118	Leist	LEIST Matheus		LH / X30 / Komet	24	-	23	-	8	-	9	40
24	115	Kilian Team Karting	BACCONNET Kilian		OK1 / X30 / Komet	28	-	15	-	15	-	11	41
25	44	Armano Mario	ARMANO Loris		Kosmic / X30 / Komet	37	13	-	14	-	-	14	41
26	81	Chiesa Corse	ROMANO Bruno		Zanardi / X30 / Komet	34	10	-	-	22	11	-	43
27	11	Marserou Jeff	MARSEROU Vincent		Tony-Kart / X30 / Komet	11	-	13	26	-	7	-	46
28	60	Marie	MARIE François		OK1 / X30 / Komet	54	14	-	-	17	15	-	46
29	15	JSP Racing Team	SARFATI Jean-Noël		Tony-Kart / X30 / Komet	36	-	19	-	13	-	15	47
30	64	Nergutti Compétition	NERGUTI Alban		Tony-Kart / X30 / Komet	51	-	18	13	-	17	-	48
31	82	Chiesa Corse	QUEVEDO Kevin		Zanardi / X30 / Komet	22	11	-	-	11	27	-	49
32	22	Praga Germany	HEIDE Alexander		Praga / X30 / Komet	43	-	14	15	-	20	-	49
33	12	Drion	DRION Maxime		Sodi / X30 / Komet	15	-	4	32	-	14	-	50
34	4	Dischner Racing	DINGERT Vivien		Top-Kart / X30 / Komet	29	26	-	11	-	-	13	50

Qualified for Prefinal B

35	18	Herblot Olivier	HERBLOT Vincent		Zanardi / X30 / Komet	40	-	10	-	18	-	23	51
36	127	Ludo Racing	BECQ Gauthier		Sodi / X30 / Komet	16	-	12	-	9	-	32	53
37	31	Praga Germany	DREWING Pascal		Praga / X30 / Komet	33	18	-	23	-	-	12	53
38	19	CKIM Salon de Provence	RIQUET Clément		GB / X30 / Komet	41	21	-	9	-	-	24	54
39	34	Kartland	CHAPPARD Franck		Praga / X30 / Komet	38	22	-	-	19	16	-	57



X30-Junior

Qualifying Heats (QH) Results

Document 23.1 OFFICIAL

Subject to scrutineering & sporting investigations

Rnk	No.	Entrant	Driver	Nat	Equipment	Qp	A-B	C-D	A-C	B-D	B-C	A-D	Points
40	17	Idéal Kart	DALLAMANO Stephano		Kosmic / X30 / Komet	23	-	8	32	-	19	-	59
41	126	DCK Karting	BLONDEAU Justin		Zanardi / X30 / Komet	32	-	28	-	14	-	18	60
42	214	TS Racing	DEPINTO Seve		DR / X30 / Komet	46	19	-	-	21	21	-	61
43	911	Karting-club Thun Ob.	FELBER Alessandro		Tony-Kart / X30 / Komet	49	20	-	25	-	-	16	61
44	3	Vromant Pierre-Alain	VROMANT Alexandre		Zanardi / X30 / Komet	39	-	17	18	-	28	-	63
45	26	Capello	CAPPELLO Christopher		Praga / X30 / Komet		24	-	-	16	23	-	63
46	62	JM Racing	KING Bryony		RK / X30 / Komet		-	20	17	-	29	-	66
47	16	Motocane	RAMOS Miguel		Birel / X30 / Komet	45	16	-	20	-	-	32	68
48	10	Potain	POTAIN Jérémy		Kosmic / X30 / Komet	55	-	24	19	-	25	-	68
49	77	Karting Royan Services	BOUVIER Yann		Zanardi / X30 / Komet	42	23	-	-	20	26	-	69
50	80	Leao Almeida	ALMEIDA Gabriel		LH / X30 / Komet	47	-	29	22	-	18	-	69
51	66	PDB Racing Team	FERRO DIEGO		Gillard / X30 / Komet	48	-	27	-	26	-	17	70
52	40	Bouchabke Imad	BOUCHABKE Rubens		CRG / X30 / Komet	53	25	-	24	-	-	22	71
53	14	Praga Kart Racing	ZATLOUKAL Michal		Praga / X30 / Komet	56	-	26	-	25	-	20	71
54	23	DGM Racing	DELGADO Gabriel		Gillard / X30 / Komet	50	28	-	-	23	22	-	73
55	95	Kertesz	KERTESZ Mike		LH / X30 / Komet	52	-	22	-	28	-	26	76
56	25	VDK Racing	GODEFROID William		Kosmic / X30 / Komet	44	-	25	-	27	-	25	77
57	35	FAE Motorentchnik	PFUFF Marco		Mach 1 / X30 / Komet	30	27	-	-	29	24	-	80
58	63	VDK Racing	LESENNES Benjamin		Kosmic / X30 / Komet	19	-	21	32	-	31	-	84
59	9	Super Winforce RT	OTA Kakunoshin		Super Winforce / X30 / Komet		31	-	31	-	-	31	93

X30-Junior

Qualifying Heat A-D Results

Document 22.1

Subject to scrutineering & sporting investigations

Rnk	No.	Entrant	Driver	Nat	Equipment	Laps	Gap	Interv.	Best Lap	Penalty	Points
1	=	Bonduel Racing	BONDUEL Amaury		Art GP / X30 / Komet	7			50.604		0
2	▲1	RSD Karting	LAMBERT Anthony		Kosmic / X30 / Komet	7	0.265	0.265	50.544		2
3	▲2	Raspatelli Bruno	RASPATELLI Matteo		Kosmic / X30 / Komet	7	1.297	1.032	50.680		3
4	▲5	Besler Mehmet	BESLER Berkay		Tony-Kart / X30 / Komet	7	2.925	1.628	50.868		4
5	▲2	Malevaut Sport	FENESTRAZ Sacha		Tony-Kart / X30 / Komet	7	5.284	2.359	51.287		5
6	▲4	Bielefeldt Bjarne	BIELEFELDT Peter		Ayrton Senna / X30 / Komet	7	6.428	1.144	50.963		6
7	▲4	Praga Germany	GLANIA Luis		Praga / X30 / Komet	7	6.679	0.251	51.137		7
8	▲5	Praga Racing Kart	SATO Marino		Praga / X30 / Komet	7	7.147	0.468	50.983		8
9	▲3	Leist	LEIST Matheus		LH / X30 / Komet	7	7.739	0.592	51.368		9
10	▼8	Prudent Frédéric	PRUDENT Adeline		Tony-Kart / X30 / Komet	7	9.240	1.501	50.813		10
11	▲3	Kilian Team Karting	BACCONNET Kilian		OK1 / X30 / Komet	7	9.541	0.301	51.577		11
12	▲5	Praga Germany	DREWING Pascal		Praga / X30 / Komet	7	10.883	1.342	51.348		12
13	▲2	Dischner Racing	DINGERT Vivien		Top-Kart / X30 / Komet	7	11.268	0.385	51.542		13
14	▲5	Armano Mario	ARMANO Loris		Kosmic / X30 / Komet	7	12.030	0.762	51.368		14
15	▲3	JSP Racing Team	SARFATI Jean-Noël		Tony-Kart / X30 / Komet	7	12.619	0.589	51.199		15
16	▲9	Karting-club Thun Ob.	FELBER Alessandro		Tony-Kart / X30 / Komet	7	13.107	0.488	51.371		16
17	▲7	PDB Racing Team	FERRO DIEGO		Gillard / X30 / Komet	7	14.509	1.402	52.079		17
18	▼2	DCK Karting	BLONDEAU Justin		Zanardi / X30 / Komet	7	14.608	0.099	51.381		18
19	▼15	Demarque	DEMARQUE Jérémy		LH / X30 / Komet	7	15.220	0.612	50.827	+10.000	19
20	▲8	Praga Kart Racing	ZATLOUKAL Michal		Praga / X30 / Komet	7	23.852	8.632	53.351		20
21	▼15	JM Racing	PRICE Josh		RK / X30 / Komet	7	30.775	6.923	51.401		21
22	▲5	Bouchabke Imad	BOUCHABKE Rubens		CRG / X30 / Komet	7	31.069	0.294	52.509		22
23	▼3	Herblot Olivier	HERBLOT Vincent		Zanardi / X30 / Komet	7	32.229	1.160	52.051	+10.000	23
24	▼3	CKIM Salon de Provence	RIQUET Clément		GB / X30 / Komet	6	1 Lap	1 Lap	52.121		24
25	▼3	VDK Racing	GODEFROID William		Kosmic / X30 / Komet	0	7 Laps	6 Laps			25
26	=	Kertesz	KERTESZ Mike		LH / X30 / Komet	0	7 Laps	0.344			26

No.6 DEMARQUE Jérémy : 10 sec time penalty for bad manoeuvre (art 2.24 CIK General Prescriptions). According to Stewards' Decision No.44.

No.18 HERBLOT Vincent : 10 sec time penalty for bad manoeuvre (art 2.24 CIK General Prescriptions). According to Stewards' Decision No.43.

Not Classified

	9	Super Winforce RT	OTA Kakunoshin		Super Winforce / X30 / Komet		DNS				31
	16	Motocane	RAMOS Miguel		Birel / X30 / Komet		Excluded		51.389		32
	127	Ludo Racing	BECQ Gauthier		Sodi / X30 / Komet		Excluded		50.798		32

No.16 RAMOS Miguel : Excluded for bad behaviour. Art 2.24 CIK General Prescriptions. According to Stewards' Decision No.42.

No.127 BECQ Gauthier : Exclusion for bad manoeuvre (art 2.24 CIK General Prescriptions). According to Stewards' Decision No.41.

Leaders : No.42 BONDUEL Amaury (1-7)

Start Time : 19/10 - 16:41:35

Best Lap : No.113 LAMBERT Anthony 50.544 89,03 Kph

Weather : Cloudy Air : 21°C Track : Dry

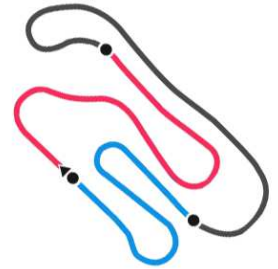
Event Record : No.42 BONDUEL Amaury 50.024 89,95 Kph

2013 Iame International Final (FRA) 18-20/10/2013

Page 1 / 1

Timing by Apex Timing

Apex Timing



DOCUMENT N° 44
DÉCISION DES COMMISSAIRES SPORTIFS
STEWARDS' DECISION

PÉNALITÉ INFLIGÉE AU CONCURRENT (NOM) : **Demarque**
 PENALTY INFLICTED UPON THE ENTRANT (NAME):

NATIONALITÉ / NATIONALITY:

N°: No.:	6	PILOTE : DRIVER :	DEMARQUE Jérémy
-------------	----------	----------------------	------------------------

Concerne la partie de l'Épreuve : **X30-Junior - Qualifying Heat A-D**
 Concerns the part of the event:

ÉNONCÉ / STATEMENT:
10 sec time penalty in the above session concerned

MOTIF / REASON:
 The Driver concerned was involved in an incident. In the Heat/Race concerned in formation lap he pushed the kart n°5 in front of him an following of this manoevre he takes an advantage (proved by relevant video sequence). Having considered the video and after hearing the Entrant concerned, the Stewards assess this manoevre as an incident according art 2.24 CIK GP. This decision is made in application of art. 2.24 CIK GP and art. 153 ISC

Décision annoncée Date / Date: **19/10/2013** Heure / Time: **17:24**
Decision announced

Nom / Name	Signature
Président du Collège / Chairman of the Panel:	
Bernard Navarro (FRA) :
Membres du Collège / Members of the Panel:	
Hervé Lemenager (FRA) :
Jean-Claude Sanchez (FRA) :

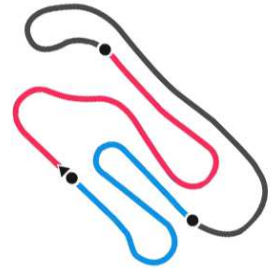
NOTIFICATION AU CONCURRENT CONCERNÉ / NOTIFICATION TO THE RELEVANT ENTRANT

Je soussigné :
I undersigned: Nom personnel / personal name

Représentant du Concurrent : **Demarque**
Representing the Entrant: Nom du Concurrent / Entrant's name

Certifie avoir reçu notification du document N° **44** des Commissaires Sportifs de l'Épreuve.
Certify that I have been notified of document No. *by the Stewards of the Meeting.*

Date : Heure / Time: Signature :



DOCUMENT N° 43
DÉCISION DES COMMISSAIRES SPORTIFS
STEWARDS' DECISION

PÉNALITÉ INFLIGÉE AU CONCURRENT (NOM) : **Herblot Olivier**
 PENALTY INFLICTED UPON THE ENTRANT (NAME):
 NATIONALITÉ / NATIONALITY:
 N°: **18** PILOTE : **HERBLOT Vincent**
 No.: DRIVER :

Concerne la partie de l'Épreuve : **X30-Junior - Qualifying Heat A-D**
 Concerns the part of the event:

ÉNONCÉ / STATEMENT:
10 sec time penalty in the above session concerned

MOTIF / REASON:
 The Driver concerned was involved in an incident. In the Heat/Race concerned, he pushed the kart in front of him an following of this manoevre he takes an advantage (proved by relevant video sequence). Having considered the video and after hearing the Entrant concerned, the Stewards assess this manoevre as an incident according art 2.24 CIK GP. This decision is made in application of art. 2.24 CIK GP and art. 153 ISC

Décision annoncée Date / Date: **19/10/2013** Heure / Time: **17:20**
Decision announced

Nom / Name Signature

Président du Collège / Chairman of the Panel:
Bernard Navarro (FRA) :

Membres du Collège / Members of the Panel:
Hervé Lemenager (FRA) :

Jean-Claude Sanchez (FRA) :

NOTIFICATION AU CONCURRENT CONCERNÉ / NOTIFICATION TO THE RELEVANT ENTRANT

Je soussigné :
I undersigned: Nom personnel / personal name

Représentant du Concurrent : **Herblot Olivier**
Representing the Entrant: Nom du Concurrent / Entrant's name

Certifie avoir reçu notification du document N° **43** des Commissaires Sportifs de l'Épreuve.
Certify that I have been notified of document No. **43** *by the Stewards of the Meeting.*

Date : Heure / Time: Signature :

DOCUMENT N° 42
DÉCISION DES COMMISSAIRES SPORTIFS
STEWARDS' DECISION

PÉNALITÉ INFLIGÉE AU CONCURRENT (NOM) : **Motocane**
PENALTY INFLICTED UPON THE ENTRANT (NAME):

NATIONALITÉ / NATIONALITY:

N°: **16**
No.:

PILOTE : **RAMOS Miguel**
DRIVER :

Concerne la partie de l'Épreuve : **X30-Junior - Qualifying Heat A-D**
Concerns the part of the event:

ÉNONCÉ / STATEMENT:

Exclusion from the above session concerned

MOTIF / REASON:

After the session concerned, the driver concerned had illegally prevented a legitimate passing manoeuvre by a driver (reported by Race director). Having considered the report from race director and after hearing the entrant concerned, the panel of stewards feels that this contravenes art 2.24 CIK General Prescriptions. The panel of stewards takes its decision in accordance with art 153 FIA International Sporting Code.

Décision annoncée
Decision announced

Date / Date: **19/10/2013**

Heure / Time: **17:13**

Nom / Name

Signature

Président du Collège / Chairman of the Panel:

Bernard Navarro (FRA) :

Membres du Collège / Members of the Panel:

Hervé Lemenager (FRA) :

Jean-Claude Sanchez (FRA) :

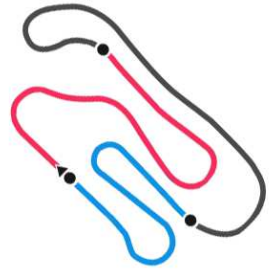
NOTIFICATION AU CONCURRENT CONCERNÉ / NOTIFICATION TO THE RELEVANT ENTRANT

Je soussigné :
I undersigned: Nom personnel / personal name

Représentant du Concurrent : **Motocane**
Representing the Entrant: Nom du Concurrent / Entrant's name

Certifie avoir reçu notification du document N° **42** des Commissaires Sportifs de l'Épreuve.
Certify that I have been notified of document No. by the Stewards of the Meeting.

Date : Heure / Time: Signature :



DOCUMENT N° 41
DÉCISION DES COMMISSAIRES SPORTIFS
STEWARDS' DECISION

PÉNALITÉ INFLIGÉE AU CONCURRENT (NOM) : **Ludo Racing**
PENALTY INFLICTED UPON THE ENTRANT (NAME):
NATIONALITÉ / NATIONALITY:
N°: **127** PILOTE : **BECQ Gauthier**
No.: DRIVER :

Concerne la partie de l'Épreuve : **X30-Junior - Qualifying Heat A-D**
Concerns the part of the event:

ÉNONCÉ / STATEMENT:
Exclusion from the Heat/Race concerned.

MOTIF / REASON:
The Driver caused a avoidable collision/accident . He pushed very hard the kart (reported Race Control after request of Race Director). After hearing the Entrant concerned, the Stewards judge this action as dangerous behavior. This disregarding of Code of Driving Conduct is penalised with this Decision in accordance with art. 153 FIA International Sporting Code.

Décision annoncée Date / Date: **19/10/2013** Heure / Time: **17:11**
Decision announced

Nom / Name Signature

Président du Collège / Chairman of the Panel:
Bernard Navarro (FRA) :

Membres du Collège / Members of the Panel:
Hervé Lemenager (FRA) :

Jean-Claude Sanchez (FRA) :

NOTIFICATION AU CONCURRENT CONCERNÉ / NOTIFICATION TO THE RELEVANT ENTRANT

Je soussigné :
I undersigned: Nom personnel / personal name

Représentant du Concurrent : **Ludo Racing**
Representing the Entrant: Nom du Concurrent / Entrant's name

Certifie avoir reçu notification du document N° **41** des Commissaires Sportifs de l'Épreuve.
Certify that I have been notified of document No. *by the Stewards of the Meeting.*

Date : Heure / Time: Signature :



X30-Junior

Qualifying Heat A-D

For information purposes. No official / regulatory value

Lap Chart

	1	2	3	4	5	6	7	8	9	10	11	12	13	14	15	16	17	18	19	20	21	22	23	24	25	26	27	28	29
Grid	42	5	113	6	110	30	2	127	33	73	41	118	8	115	4	126	31	15	44	18	19	25	16	66	911	95	40	14	X
Start	42	113	5	6	110	30	2	127	33	73	118	41	8	115	4	126	31	15	44	18	X	66	19	16	X	911	14	40	
Lap 1 Interval	42	113 0.3	110 0.2	2 0.4	33 0.2	73 0.8	127 0.1	118 0.2	6 0.1	41 0.1	115 0.2	126 0.1	8 0.1	4 0.3	31 0.1	5 0.3	44 0.2	15 0.2	18 0.1	66 0.4	16 0.6	14 0.6	911 0.0	40 0.5	19 2.9	30 15.4			
Lap 2	42	113 0.3	110 0.4	2 0.7	33 0.1	73 1.2	127 0.1	41 0.4	6 0.3	118 0.4	115 0.1	126 0.1	8 0.1	31 0.5	5 0.0	4 0.5	44 0.0	18 0.6	15 0.1	66 0.4	16 0.1	911 0.4	14 1.6	19 2.2	40 8.4	30 6.5			
Lap 3	42	113 0.2	110 0.7	33 1.0	2 0.6	127 0.7	73 0.4	6 0.1	41 0.3	118 0.5	115 0.3	8 0.0	126 0.2	5 0.2	31 0.3	4 0.5	44 0.2	15 0.7	18 0.1	16 0.3	66 0.3	911 0.1	14 3.1	19 0.7	40 9.8	30 4.7			
Lap 4	42	113 0.3	110 1.0	33 1.3	2 0.8	127 0.3	6 0.9	41 0.4	73 0.2	118 0.3	8 0.2	115 1.0	4 1.1	5 0.2	44 0.2	31 0.3	16 0.6	18 0.1	15 0.0	911 0.2	66 0.2	126 1.2	19 2.4	14 0.8	40 9.2	30 3.7			
Lap 5	42	113 0.2	110 1.2	33 1.3	2 1.2	127 0.1	6 0.5	41 0.7	73 0.2	118 0.5	8 0.2	115 1.2	5 1.1	4 0.6	31 0.1	16 0.8	44 0.1	15 0.1	18 0.1	911 0.5	66 0.1	126 1.0	19 2.7	14 2.0	40 8.6	30 2.5			
Lap 6	42	113 0.1	110 1.5	33 1.4	127 1.2	2 0.3	6 0.2	41 1.0	73 0.1	8 1.1	118 0.2	115 1.3	5 0.3	31 1.3	4 0.2	44 0.9	16 0.2	15 0.5	911 0.3	66 0.4	126 0.3	X 3.5	14 3.9	18 0.0	40 7.1	30 1.4			
Lap 7	42	113 0.2	110 1.0	33 1.6	127 1.3	6 0.9	2 0.0	73 1.1	41 0.2	8 0.4	118 0.5	5 1.5	115 0.3	31 1.3	4 0.3	44 0.7	16 0.2	15 0.3	911 0.4	66 1.4	126 0.0	18 7.6	14 1.6	30 6.9	40 0.2				





X30-Junior

Qualifying Heat A-D

Lap Time Analysis

For information purposes. No official / regulatory value

Laps	Sector 1	Sector 2	Sector 3	Lap Time
No.2 FENESTRAZ Sacha				
1	19.788	17.064	16.740	53.592
2	18.536	16.825	16.506	51.867
3	19.083	16.763	16.578	52.424
4	18.421	16.769	16.415	51.605
5	18.383	16.592	16.394	51.369
6	18.379	16.533	16.375	51.287
7	18.272	16.562	16.818	51.652

Laps	Sector 1	Sector 2	Sector 3	Lap Time
No.4 DINGERT Vivien				
1	21.072	17.539	17.049	55.660
2	18.790	17.873	16.852	53.515
3	18.680	16.819	16.558	52.057
4	18.907	16.978	16.442	52.327
5	18.748	16.978	16.564	52.290
6	18.404	16.909	16.386	51.699
7	18.443	16.684	16.415	51.542

Laps	Sector 1	Sector 2	Sector 3	Lap Time
No.5 PRUDENT Adeline				
1	22.783	17.483	16.852	57.118
2	18.688	17.240	16.492	52.420
3	18.559	16.636	16.594	51.789
4	20.138	16.828	16.454	53.420
5	18.408	16.643	16.295	51.346
6	18.158	16.458	16.197	50.813
7	18.145	16.558	16.390	51.093

Laps	Sector 1	Sector 2	Sector 3	Lap Time
No.6 DEMARQUE Jérémy				
1	20.326	18.028	17.022	55.376
2	18.498	17.391	16.632	52.521
3	18.249	16.996	16.256	51.501
4	18.529	16.685	16.246	51.460
5	18.046	16.580	16.201	50.827
6	18.081	16.377	16.440	50.898
7	18.262	16.475	16.561	51.298

Laps	Sector 1	Sector 2	Sector 3	Lap Time
No.8 SATO Marino				
1	21.071	17.510	16.999	55.580
2	18.709	16.907	16.979	52.595
3	18.515	16.962	16.461	51.938
4	18.526	16.708	16.274	51.508
5	18.240	16.786	16.362	51.388

Laps	Sector 1	Sector 2	Sector 3	Lap Time
6	18.180	16.614	16.433	51.227
7	18.275	16.493	16.215	50.983

Laps	Sector 1	Sector 2	Sector 3	Lap Time
No.14 ZATLOUKAL Michal				
1	22.096	17.890	17.436	57.422
2	19.556	17.292	17.193	54.041
3	19.218	17.347	17.221	53.786
4	19.381	17.394	17.292	54.067
5	18.994	17.221	17.136	53.351
6	19.283	17.463	17.237	53.983
7	19.406	17.369	17.068	53.843

Laps	Sector 1	Sector 2	Sector 3	Lap Time
No.15 SARFATI Jean-Noël				
1	21.256	17.555	17.565	56.376
2	18.757	17.164	17.479	53.400
3	18.639	16.739	16.839	52.217
4	18.660	17.734	16.682	53.076
5	18.437	16.713	16.631	51.781
6	18.455	17.328	16.324	52.107
7	18.246	16.662	16.291	51.199

Laps	Sector 1	Sector 2	Sector 3	Lap Time
No.16 RAMOS Miguel				
1	22.625	17.399	17.036	57.060
2	18.682	16.948	17.021	52.651
3	18.813	16.759	16.559	52.131
4	18.632	17.009	16.735	52.376
5	18.390	16.640	16.690	51.720
6	18.490	16.632	16.754	51.876
7	18.427	16.582	16.380	51.389

Laps	Sector 1	Sector 2	Sector 3	Lap Time
No.18 HERBLOT Vincent				
1	21.609	17.601	17.174	56.384
2	18.820	17.223	17.034	53.077
3	18.558	17.101	16.828	52.487
4	18.767	17.324	16.790	52.881
5	18.356	17.033	16.662	52.051
6	18.401	25.203	16.915	1:00.519
7	18.619	17.056	16.543	52.218

Laps	Sector 1	Sector 2	Sector 3	Lap Time
No.19 RIQUET Clément				
1	26.997	17.577	16.893	1:01.467
2	18.799	17.189	16.724	52.712
3	18.660	17.063	16.574	52.297

Laps	Sector 1	Sector 2	Sector 3	Lap Time
4	18.773	17.027	16.650	52.450
5	18.477	16.945	16.738	52.160
6	18.536	16.906	16.679	52.121

Laps	Sector 1	Sector 2	Sector 3	Lap Time
No.30 PRICE Josh				
1	43.882	17.643	16.816	1:18.341
2	18.593	17.167	16.496	52.256
3	18.487	16.973	16.462	51.922
4	18.329	16.894	16.483	51.706
5	18.341	16.703	16.503	51.547
6	18.209	16.793	16.399	51.401
7	18.966	16.694	16.515	52.175

Laps	Sector 1	Sector 2	Sector 3	Lap Time
No.31 DREWING Pascal				
1	21.047	17.711	16.900	55.658
2	18.894	17.279	16.523	52.696
3	18.526	16.895	16.759	52.180
4	20.285	16.966	16.512	53.763
5	18.281	16.989	16.241	51.511
6	18.411	16.643	16.294	51.348
7	18.335	16.636	16.414	51.385

Laps	Sector 1	Sector 2	Sector 3	Lap Time
No.33 BESLER Berkay				
1	19.924	17.164	16.670	53.758
2	18.561	16.741	16.423	51.725
3	18.501	16.676	16.488	51.665
4	18.321	16.713	16.345	51.379
5	18.131	16.601	16.261	50.993
6	18.163	16.584	16.219	50.966
7	18.054	16.519	16.295	50.868

Laps	Sector 1	Sector 2	Sector 3	Lap Time
No.40 BOUCHABKE Rubens				
1	22.510	18.010	17.329	57.849
2	28.647	18.218	17.277	1:04.142
3	19.145	17.445	17.081	53.671
4	18.752	17.194	16.764	52.710
5	18.825	17.128	16.793	52.746
6	18.643	17.058	16.808	52.509
7	18.818	17.893	17.204	53.915

Laps	Sector 1	Sector 2	Sector 3	Lap Time
No.41 GLANIA Luis				
1	20.627	17.310	17.119	55.056
2	18.602	16.932	16.486	52.020



X30-Junior

Qualifying Heat A-D

Lap Time Analysis

For information purposes. No official / regulatory value

Laps	Sector 1	Sector 2	Sector 3	Lap Time
3	18.375	17.360	16.398	52.133
4	18.472	16.871	16.269	51.612
5	18.274	16.546	16.340	51.160
6	18.306	16.541	16.290	51.137
7	18.740	16.603	16.382	51.725

No.42 BONDUEL Amaury

1	19.388	17.203	16.504	53.095
2	18.363	16.726	16.316	51.405
3	18.129	16.760	16.258	51.147
4	18.071	16.670	16.104	50.845
5	18.139	16.531	16.130	50.800
6	17.985	16.412	16.207	50.604
7	18.180	16.596	16.381	51.157

No.44 ARMANO Loris

1	21.026	18.064	17.024	56.114
2	18.650	17.362	16.810	52.822
3	18.705	16.953	16.606	52.264
4	18.849	17.129	16.590	52.568
5	18.338	17.522	17.030	52.890
6	18.482	16.568	16.448	51.498
7	18.343	16.660	16.365	51.368

No.66 FERRO DIEGO

1	21.812	17.658	17.148	56.618
2	18.944	17.159	17.076	53.179
3	18.714	17.234	16.707	52.655
4	18.713	17.311	16.731	52.755
5	18.561	16.963	16.556	52.080
6	18.626	16.865	16.588	52.079
7	18.359	17.224	16.714	52.297

No.73 BIELEFELDT Peter

1	20.405	17.390	16.770	54.565
2	18.646	16.987	16.520	52.153
3	18.865	16.841	16.559	52.265
4	18.817	17.115	16.452	52.384
5	18.258	16.539	16.344	51.141
6	18.251	16.515	16.197	50.963
7	18.444	16.619	16.309	51.372

Laps	Sector 1	Sector 2	Sector 3	Lap Time
1	19.660	17.009	16.604	53.273
2	18.461	16.810	16.325	51.596
3	18.254	16.720	16.471	51.445
4	18.283	16.531	16.319	51.133
5	18.213	16.605	16.162	50.980
6	18.122	16.519	16.203	50.844
7	18.022	16.432	16.226	50.680

No.110 RASPATELLI Matteo

1	19.660	17.009	16.604	53.273
2	18.461	16.810	16.325	51.596
3	18.254	16.720	16.471	51.445
4	18.283	16.531	16.319	51.133
5	18.213	16.605	16.162	50.980
6	18.122	16.519	16.203	50.844
7	18.022	16.432	16.226	50.680

No.113 LAMBERT Anthony

1	19.520	17.005	16.592	53.117
2	18.433	16.714	16.310	51.457
3	18.251	16.551	16.272	51.074
4	18.210	16.471	16.178	50.859
5	18.158	16.426	16.147	50.731
6	18.094	16.347	16.103	50.544
7	18.163	16.621	16.458	51.242

No.115 BACCONNET Kilian

1	20.634	17.303	17.248	55.185
2	18.636	16.989	17.048	52.673
3	18.528	16.784	16.789	52.101
4	19.009	16.927	16.668	52.604
5	18.380	16.797	16.457	51.634
6	18.387	16.770	16.420	51.577
7	18.392	16.882	16.505	51.779

No.118 LEIST Matheus

1	20.525	17.328	16.978	54.831
2	18.823	17.315	16.981	53.119
3	18.501	16.849	16.556	51.906
4	18.535	16.676	16.483	51.694
5	18.374	16.599	16.408	51.381
6	18.343	16.902	16.473	51.718
7	18.329	16.571	16.468	51.368

No.126 BLONDEAU Justin

1	20.652	17.554	16.979	55.185
2	18.698	16.959	16.969	52.626
3	18.933	16.881	16.474	52.288
4	22.993	17.303	16.774	57.070
5	18.377	16.889	16.573	51.839

Laps	Sector 1	Sector 2	Sector 3	Lap Time
6	18.335	16.734	16.312	51.381
7	18.205	17.154	16.679	52.038

No.127 BECQ Gauthier

1	20.332	17.400	17.096	54.828
2	18.738	16.902	16.504	52.144
3	18.440	16.741	16.465	51.646
4	18.365	16.466	16.324	51.155
5	18.269	16.610	16.332	51.211
6	18.115	16.407	16.276	50.798
7	18.168	16.528	16.261	50.957

No.911 FELBER Alessandro

1	23.091	17.453	17.003	57.547
2	18.791	16.879	16.747	52.417
3	18.550	16.982	16.747	52.279
4	18.671	16.928	16.727	52.326
5	18.531	16.743	16.945	52.219
6	18.466	16.848	16.394	51.708
7	18.349	16.636	16.386	51.371

X30-Junior


Qualifying Heat A-D Starting Grid

Document 14

Subject to scrutineering & sporting investigations

9	OTA Kakunoshin Super Winforce / X30 / Komet		15		
40	BOUCHABKE Rubens CRG / X30 / Komet		14	14	ZATLOUKAL Michal Praga / X30 / Komet
911	FELBER Alessandro Tony-Kart / X30 / Komet		13	95	KERTESZ Mike LH / X30 / Komet
16	RAMOS Miguel Birel / X30 / Komet		12	66	FERRO DIEGO Gillard / X30 / Komet
19	RIQUET Clément GB / X30 / Komet		11	25	GODEFROID William Kosmic / X30 / Komet
44	ARMANO Loris Kosmic / X30 / Komet		10	18	HERBLOT Vincent Zanardi / X30 / Komet
31	DREWING Pascal Praga / X30 / Komet		9	15	SARFATI Jean-Noël Tony-Kart / X30 / Komet
4	DINGERT Vivien Top-Kart / X30 / Komet		8	126	BLONDEAU Justin Zanardi / X30 / Komet
8	SATO Marino Praga / X30 / Komet		7	115	BACCONNET Kilian OK1 / X30 / Komet
41	GLANIA Luis Praga / X30 / Komet		6	118	LEIST Matheus LH / X30 / Komet
33	BESLER Berkay Tony-Kart / X30 / Komet		5	73	BIELEFELDT Peter Ayrton Senna / X30 / Komet
2	FENESTRAZ Sacha Tony-Kart / X30 / Komet		4	127	BECQ Gauthier Sodi / X30 / Komet
110	RASPATELLI Matteo Kosmic / X30 / Komet		3	30	PRICE Josh RK / X30 / Komet
113	LAMBERT Anthony Kosmic / X30 / Komet		2	6	DEMARQUE Jérémy LH / X30 / Komet
42	BONDUEL Amaury Art GP / X30 / Komet		1	5	PRUDENT Adeline Tony-Kart / X30 / Komet

POLE POSITION



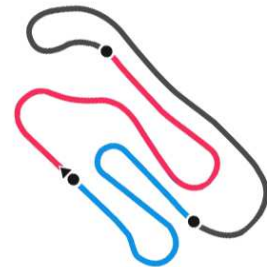
Start : 19/10 - 16:40 7 Laps = 8,750 Km

2013 Iame International Final (FRA) 18-20/10/2013

Page 1 / 1

Timing by Apex Timing

Apex Timing



X30-Junior

Qualifying Heat B-C Results

Document 21.1

Subject to scrutineering & sporting investigations

Rnk	No.	Entrant	Driver	Nat	Equipment	Laps	Gap	Interv.	Best Lap	Penalty	Points	
1	▲2	111	Lehock Vincent		LEHOUCK Arthur	Tony-kart / X30 / Komet	7		50.713		0	
2	▼1	88	Potty Samuel		POTTY Maxime	? / X30 / Komet	7	0.130	0.130	50.713	2	
3	▲1	129	Bollier Romain		BOLLIER Jules	Kosmic / X30 / Komet	7	0.834	0.704	50.737	3	
4	▲1	27	Magnus Patrick		MAGNUS Gilles	FK / X30 / Komet	7	1.598	0.764	50.962	4	
5	▲2	43	Cardoso		CARDOSO Pedro	LH / X30 / Komet	7	2.067	0.469	51.014	5	
6	▼4	555	Action Karting		ANDLAUER Julien	OK1 / X30 / Komet	7	2.322	0.255	50.739	+3.000	6
7	▼1	11	Marserou Jeff		MARSEROU Vincent	Tony-Kart / X30 / Komet	7	3.345	1.023	50.918		7
8	▲1	7	Wild Kart Racing Team		HALDER Michelle	Wild Kart / X30 / Komet	7	3.823	0.478	51.182		8
9	▲4	212	Ykart Competition Team		SOUSA Yohan	Zanardi / X30 / Komet	7	4.318	0.495	51.056		9
10	▲6	45	Teluk		TELUK Illia	Zanardi / X30 / Komet	7	8.456	4.138	51.244		10
11	▲6	81	Chiesa Corse		ROMANO Bruno	Zanardi / X30 / Komet	7	11.818	3.362	51.420		11
12	▲2	1	Art GP		CAMARA Sergio	Art GP / X30 / Komet	7	12.382	0.564	51.045		12
13	▲5	21	Scuderia PCR Swiss		REICH Fabrizio	PCR / X30 / Komet	7	12.886	0.504	51.137		13
14	▼6	12	Drion		DRION Maxime	Sodi / X30 / Komet	7	13.585	0.699	51.222	+10.000	14
15	▲12	60	Marie		MARIE François	OK1 / X30 / Komet	7	14.312	0.727	51.629		15
16	▲3	34	Kartland		CHAPPARD Franck	Praga / X30 / Komet	7	14.730	0.418	51.393		16
17	▲9	64	Nergutti Compétition		NERGUTI Alban	Tony-Kart / X30 / Komet	7	16.708	1.978	51.961		17
18	▲6	80	Leao Almeida		ALMEIDA Gabriel	LH / X30 / Komet	7	16.897	0.189	51.847		18
19	▼7	17	Idéal Kart		DALLAMANO Stephano	Kosmic / X30 / Komet	7	17.891	0.994	51.218	+10.000	19
20	▲2	22	Praga Germany		HEIDE Alexander	Praga / X30 / Komet	7	18.970	1.079	52.090		20
21	▲2	214	TS Racing		DEPINTO Seve	DR / X30 / Komet	7	19.941	0.971	52.594		21
22	▲3	23	DGM Racing		DELGADO Gabriel	Gillard / X30 / Komet	7	20.447	0.506	52.519		22
23	▲6	26	Capello		CAPPELLO Christopher	Praga / X30 / Komet	7	21.230	0.783	51.407		23
24	▼9	35	FAE Motorentechnik		PFAFF Marco	Mach 1 / X30 / Komet	7	21.678	0.448	52.596		24
25	▲3	10	Potain		POTAIN Jérémy	Kosmic / X30 / Komet	7	21.751	0.073	52.374		25
26	▼5	77	Karting Royan Services		BOUVIER Yann	Zanardi / X30 / Komet	7	28.277	6.526	51.770		26
27	▼16	82	Chiesa Corse		QUEVEDO Kevin	Zanardi / X30 / Komet	7	1:01.079	32.802	51.773		27
28	▼8	3	Vromant Pierre-Alain		VROMANT Alexandre	Zanardi / X30 / Komet	1	6 Laps	6 Laps	55.763		28
29	▲1	62	JM Racing		KING Bryony	RK / X30 / Komet	1	6 Laps	23.374	54.586		29

No.555 ANDLAUER Julien : 3 seconds penalty for leaving corridor. Art 2.20 CIK General Prescriptions. According to Stewards' Decision No.36.

No.12 DRION Maxime : 10 seconds penalty for leaving corridor. Art 2.20 CIK General Prescriptions. According to Stewards' Decision No.37.

No.17 DALLAMANO Stephano : 10 seconds penalty for leaving corridor. Art 2.20 CIK General Prescriptions. According to Stewards' Decision No.40.

Not Classified

	63	VDK Racing	LESSENNES Benjamin		Kosmic / X30 / Komet			DNS			31
--	----	------------	--------------------	--	----------------------	--	--	-----	--	--	----

Leaders : No.88 POTTY Maxime (1-1) / No.555 ANDLAUER Julien (2-7)

Start Time : 19/10 - 15:41:35

Best Lap : No.88 POTTY Maxime 50.713 88,73 Kph

Weather : Cloudy Air : 22°C Track : Dry

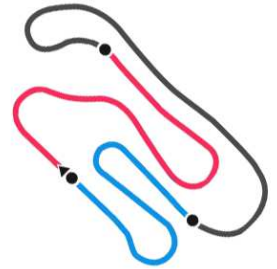
Event Record : No.42 BONDUEL Amaury 50.024 89,95 Kph

2013 Iame International Final (FRA) 18-20/10/2013

Page 1 / 1

Timing by Apex Timing

Apex Timing



DOCUMENT N° 40
DÉCISION DES COMMISSAIRES SPORTIFS
STEWARDS' DECISION

PÉNALITÉ INFLIGÉE AU CONCURRENT (NOM) : **Idéal Kart**
 PENALTY INFLICTED UPON THE ENTRANT (NAME):
 NATIONALITÉ / NATIONALITY:
 N°: **17** PILOTE : **DALLAMANO Stephano**
 No.: DRIVER :

Concerne la partie de l'Épreuve : **X30-Junior - Qualifying Heat B-C**
 Concerns the part of the event:

ÉNONCÉ / STATEMENT:
10 sec time penalty in the above session concerned

MOTIF / REASON:
 The kart concerned completely getting out of his corridor before the start was given (reported by Judge of Fact). Having considered the report from Judge of Fact, having considered the relevant video sequence and after hearing the Entrant concerned, the Stewards feel that this fact contravenes art 2.20 CIK-FIA General Prescriptions and Briefing instructions. The Stewards take their decision in accordance with art 2.20 and 2.24 CIK-FIA GP and 152 and 153 FIA International Sporting Code.

Décision annoncée Date / Date: **19/10/2013** Heure / Time: **16:40**
Decision announced

Nom / Name Signature

Président du Collège / Chairman of the Panel:
Bernard Navarro (FRA) :

Membres du Collège / Members of the Panel:
Hervé Lemenager (FRA) :

Jean-Claude Sanchez (FRA) :

NOTIFICATION AU CONCURRENT CONCERNÉ / NOTIFICATION TO THE RELEVANT ENTRANT

Je soussigné :
I undersigned: Nom personnel / personal name

Représentant du Concurrent : **Idéal Kart**
Representing the Entrant: Nom du Concurrent / Entrant's name

Certifie avoir reçu notification du document N° **40** des Commissaires Sportifs de l'Épreuve.
Certify that I have been notified of document No. by the Stewards of the Meeting.

Date : Heure / Time: Signature :

DOCUMENT N° 37
DÉCISION DES COMMISSAIRES SPORTIFS
STEWARDS' DECISION

PÉNALITÉ INFLIGÉE AU CONCURRENT (NOM) : Drion PENALTY INFLICTED UPON THE ENTRANT (NAME):	
NATIONALITÉ / NATIONALITY:	
N°: 12 No.:	PILOTE : DRION Maxime DRIVER :

Concerne la partie de l'Épreuve : X30-Junior - Qualifying Heat B-C Concerns the part of the event:
--

ÉNONCÉ / STATEMENT: 10 sec time penalty in the above session concerned

MOTIF / REASON: The kart concerned completely getting out of his corridor before the start was given (reported by Judge of Fact). Having considered the report from Judge of Fact, having considered the relevant video sequence and after hearing the Entrant concerned, the Stewards feel that this fact contravenes art 2.20 CIK-FIA General Prescriptions and Briefing instructions. The Stewards take their decision in accordance with art 2.20 and 2.24 CIK-FIA GP and 152 and 153 FIA International Sporting Code.
--

Décision annoncée <i>Decision announced</i>	Date / Date: 19/10/2013	Heure / Time: 16:19
---	--------------------------------	----------------------------

	Nom / Name	Signature
Président du Collège / Chairman of the Panel:	Bernard Navarro (FRA) :
Membres du Collège / Members of the Panel:	Hervé Lemenager (FRA) :
	Jean-Claude Sanchez (FRA) :

NOTIFICATION AU CONCURRENT CONCERNÉ / NOTIFICATION TO THE RELEVANT ENTRANT		
Je soussigné :		
<i>I undersigned:</i> Nom personnel / personal name		
Représentant du Concurrent : Drion		
<i>Representing the Entrant:</i> Nom du Concurrent / Entrant's name		
Certifie avoir reçu notification du document N° 37 des Commissaires Sportifs de l'Épreuve. <i>Certify that I have been notified of document No. by the Stewards of the Meeting.</i>		
Date :	Heure / Time:	Signature :

DOCUMENT N° 36
DÉCISION DES COMMISSAIRES SPORTIFS
STEWARDS' DECISION

PÉNALITÉ INFLIGÉE AU CONCURRENT (NOM) : PENALTY INFLICTED UPON THE ENTRANT (NAME):	Action Karting
NATIONALITÉ / NATIONALITY:	
N°: No.: 555	PILOTE : DRIVER : ANDLAUER Julien

Concerne la partie de l'Épreuve : Concerns the part of the event:	X30-Junior - Qualifying Heat B-C
--	---

ÉNONCÉ / STATEMENT:
3 sec time penalty in the above session concerned

MOTIF / REASON:
 The kart concerned partly crossing the lane of his corridor before the start was given (reported by Judge of Fact). Having considered the report from Judge of Fact, having considered the relevant video sequence and after hearing the Entrant concerned, the Stewards feel that this fact contravenes art 2.20 CIK-FIA General Prescriptions and Briefing instructions. The Stewards take their decision in accordance with art 2.20 and 2.24 CIK-FIA GP and 152 and 153 FIA International Sporting Code.

Décision annoncée Decision announced	Date / Date: 19/10/2013	Heure / Time: 16:15
--	--------------------------------	----------------------------

Nom / Name	Signature
Président du Collège / Chairman of the Panel: Bernard Navarro (FRA) :
Membres du Collège / Members of the Panel: Hervé Lemenager (FRA) :
Jean-Claude Sanchez (FRA) :

NOTIFICATION AU CONCURRENT CONCERNÉ / NOTIFICATION TO THE RELEVANT ENTRANT	
Je soussigné : I undersigned: Nom personnel / personal name
Représentant du Concurrent : Representing the Entrant:	Action Karting Nom du Concurrent / Entrant's name
Certifie avoir reçu notification du document N° Certify that I have been notified of document No.	36 des Commissaires Sportifs de l'Épreuve. by the Stewards of the Meeting.
Date :	Heure / Time: Signature :



X30-Junior

Qualifying Heat B-C

For information purposes. No official / regulatory value

Lap Chart

	1	2	3	4	5	6	7	8	9	10	11	12	13	14	15	16	17	18	19	20	21	22	23	24	25	26	27	28	29	30
Grid	88	555	111	129	27	11	43	12	7	62	82	17	212	1	35	45	81	21	34	3	77	22	214	80	23	64	60	10	26	62
Start	88	111	555	129	27	43	11	12	7	82	212	17	1	35	45	81	21	3	22	34	80	64	77	214	10	23	60	26	62	
Lap 1 Interval	88	111 0.1	555 0.2	129 0.3	27 0.1	43 0.2	12 0.5	7 0.4	11 0.4	17 0.5	212 0.1	1 0.6	82 0.2	62 0.2	45 0.2	64 0.2	81 0.4	35 0.2	22 0.1	21 0.2	60 0.2	214 0.2	26 0.0	77 0.3	80 0.3	23 0.1	34 2.1	10 1.6	62 16.7	
Lap 2	555	88 0.1	111 0.1	43 0.7	129 0.4	27 0.0	12 0.2	7 0.1	11 0.5	212 0.8	17 2.2	45 0.9	22 1.2	81 0.3	82 0.2	21 0.1	60 0.1	26 0.4	77 0.7	1 0.2	35 0.1	64 0.1	34 0.3	23 0.0	80 0.5	214 0.3	10 0.7			
Lap 3	555	88 0.2	111 0.3	43 0.9	129 0.2	27 0.3	12 0.1	7 0.2	11 0.4	212 1.1	17 2.6	45 0.7	81 2.4	22 0.2	82 0.0	21 0.1	60 0.2	77 0.2	26 0.1	1 0.0	35 0.8	64 0.1	34 0.2	23 0.2	80 0.2	214 0.7	10 0.9			
Lap 4	555	88 0.1	111 0.3	129 1.5	27 0.2	43 0.1	12 0.2	7 0.2	11 0.1	212 1.2	17 3.0	45 0.6	81 2.9	21 0.8	82 0.3	1 0.3	60 0.3	26 0.3	64 0.8	34 0.2	35 0.6	80 0.0	22 0.7	23 0.0	214 0.1	10 0.7	77 9.4			
Lap 5	555	88 0.1	111 0.3	129 1.3	27 0.3	43 0.2	12 0.5	7 0.2	11 0.1	212 1.0	17 3.1	45 0.6	81 2.9	21 0.9	1 0.1	82 0.3	60 0.5	26 0.0	34 1.1	64 0.4	80 0.5	35 1.1	22 0.1	23 0.1	214 0.3	10 0.6	77 9.1			
Lap 6	555	88 0.1	111 0.5	129 1.2	27 0.5	43 0.4	11 0.9	7 0.0	12 0.1	212 0.9	17 3.4	45 0.5	81 3.0	1 1.0	21 0.4	82 0.3	26 0.2	60 0.3	34 0.7	64 1.0	80 0.4	22 1.4	35 0.7	23 0.0	214 0.2	10 0.3	77 8.7			
Lap 7	555	111 0.6	88 0.1	129 0.7	27 0.7	43 0.4	11 1.2	12 0.2	7 0.2	212 0.4	17 3.5	45 0.5	81 3.3	1 0.5	21 0.5	60 1.4	34 0.4	64 1.9	80 0.1	22 2.0	214 0.9	23 0.5	26 0.7	35 0.4	10 0.0	77 6.5	82 32.8			



X30-Junior

Qualifying Heat B-C

Lap Time Analysis

For information purposes. No official / regulatory value

Laps	Sector 1	Sector 2	Sector 3	Lap Time
No.1 CAMARA Sergio				
1	21.539	17.254	16.877	55.670
2	18.553	17.698	21.982	58.233
3	18.770	16.710	16.347	51.827
4	18.844	16.680	16.509	52.033
5	18.122	16.667	16.320	51.109
6	18.390	16.737	16.363	51.490
7	18.129	16.695	16.221	51.045

No.3 VROMANT Alexandre				
1	20.823	17.282	17.658	55.763

No.7 HALDER Michelle				
1	20.592	17.239	16.645	54.476
2	18.506	16.725	16.469	51.700
3	18.460	16.479	16.447	51.386
4	18.280	16.390	16.512	51.182
5	18.204	16.366	16.838	51.408
6	18.566	16.564	16.367	51.497
7	18.478	16.572	16.657	51.707

No.10 POTAIN Jérémy				
1	26.863	17.715	17.149	1:01.727
2	18.950	17.302	17.129	53.381
3	18.976	16.914	17.058	52.948
4	18.672	17.129	16.840	52.641
5	18.811	16.846	16.911	52.568
6	18.689	16.927	16.758	52.374
7	18.843	18.176	17.019	54.038

No.11 MARSEROU Vincent				
1	20.449	17.803	16.806	55.058
2	18.565	16.848	16.467	51.880
3	18.359	16.634	16.228	51.221
4	18.172	16.333	16.413	50.918
5	18.297	16.367	16.752	51.416
6	18.259	16.567	16.435	51.261
7	18.291	16.606	16.400	51.297

No.12 DRION Maxime				
1	20.400	17.172	16.437	54.009
2	18.428	17.007	16.566	52.001
3	18.273	16.604	16.418	51.295

4	18.224	16.591	16.407	51.222
5	18.165	16.407	16.871	51.443
6	18.412	16.673	16.730	51.815
7	18.244	16.607	16.506	51.357

No.17 DALLAMANO Stephano				
1	21.001	17.309	16.745	55.055
2	19.354	17.848	17.225	54.427
3	18.555	16.850	16.456	51.861
4	18.293	16.739	16.384	51.416
5	18.299	16.677	16.426	51.402
6	18.327	16.948	16.372	51.647
7	18.175	16.824	16.219	51.218

No.21 REICH Fabrizio				
1	22.217	17.932	17.148	57.297
2	19.961	17.033	17.666	54.660
3	18.942	16.815	16.883	52.640
4	18.952	16.622	16.562	52.136
5	18.408	16.540	16.611	51.559
6	18.476	17.112	16.509	52.097
7	18.289	16.540	16.308	51.137

No.22 HEIDE Alexander				
1	21.959	17.839	17.149	56.947
2	19.363	17.062	17.756	54.181
3	18.752	17.369	16.986	53.107
4	20.026	19.065	16.994	56.085
5	18.661	16.808	16.982	52.451
6	18.826	16.784	16.480	52.090
7	18.603	17.368	16.651	52.622

No.23 DELGADO Gabriel				
1	22.206	17.819	17.749	57.774
2	20.139	17.142	18.104	55.385
3	18.946	17.199	16.692	52.837
4	18.801	17.362	17.431	53.594
5	18.810	16.756	16.953	52.519
6	18.922	16.928	16.832	52.682
7	18.614	17.685	17.078	53.377

No.26 CAPPELLO Christopher				
1	21.612	17.885	17.166	56.663

2	19.680	16.896	18.162	54.738
3	18.646	16.813	17.284	52.743
4	19.253	17.019	16.437	52.709
5	18.225	16.673	16.509	51.407
6	18.458	16.562	16.482	51.502
7	18.254	23.858	16.821	58.933

No.27 MAGNUS Gilles				
1	20.137	16.926	16.478	53.541
2	18.342	17.746	16.459	52.547
3	18.371	16.619	16.465	51.455
4	18.126	16.654	16.201	50.981
5	18.143	16.438	16.381	50.962
6	18.158	16.560	16.300	51.018
7	18.207	16.555	16.229	50.991

No.34 CHAPPARD Franck				
1	26.736	17.162	16.660	1:00.558
2	18.972	16.964	17.317	53.253
3	19.210	16.826	16.593	52.629
4	18.697	16.978	16.664	52.339
5	18.519	16.733	16.290	51.542
6	18.428	16.621	16.347	51.396
7	18.276	16.644	16.473	51.393

No.35 PFAFF Marco				
1	21.930	17.805	17.455	57.190
2	19.556	17.204	19.915	56.675
3	18.856	16.910	16.830	52.596
4	18.710	17.705	17.014	53.429
5	18.857	17.120	17.132	53.109
6	18.602	17.322	17.005	52.929
7	18.709	17.386	18.531	54.626

No.43 CARDOSO Pedro				
1	20.217	16.965	16.562	53.744
2	18.440	16.892	16.374	51.706
3	18.350	16.809	16.350	51.509
4	18.532	16.645	16.466	51.643
5	18.249	16.433	16.386	51.068
6	18.248	16.643	16.331	51.222
7	18.214	16.548	16.252	51.014



X30-Junior

Qualifying Heat B-C

Lap Time Analysis

For information purposes. No official / regulatory value

Laps	Sector 1	Sector 2	Sector 3	Lap Time
No.45 TELUK Illia				
1	21.668	17.540	17.106	56.314
2	18.582	18.122	17.188	53.892
3	18.443	16.749	16.420	51.612
4	18.408	16.684	16.221	51.313
5	18.330	16.694	16.401	51.425
6	18.340	16.837	16.340	51.517
7	18.298	16.591	16.355	51.244

Laps	Sector 1	Sector 2	Sector 3	Lap Time
No.60 MARIE François				
1	21.557	17.886	17.020	56.463
2	19.311	17.177	18.076	54.564
3	18.943	16.981	16.853	52.777
4	19.065	16.778	17.005	52.848
5	18.340	16.675	16.614	51.629
6	18.639	16.847	16.411	51.897
7	18.451	16.780	16.471	51.702

Laps	Sector 1	Sector 2	Sector 3	Lap Time
No.62 KING Bryony				
1	20.472	17.428	16.686	54.586

Laps	Sector 1	Sector 2	Sector 3	Lap Time
No.64 NERGUTI Alban				
1	21.113	17.645	17.079	55.837
2	18.973	17.230	21.263	57.466
3	18.991	16.913	16.738	52.642
4	18.722	17.018	16.695	52.435
5	18.518	17.029	16.678	52.225
6	18.560	16.861	16.540	51.961
7	18.488	17.026	16.811	52.325

Laps	Sector 1	Sector 2	Sector 3	Lap Time
No.77 BOUVIER Yann				
1	23.391	17.362	16.919	57.672
2	19.493	17.055	18.601	55.149
3	18.481	16.695	16.650	51.826
4	18.902	29.722	17.097	1:05.721
5	18.660	16.978	16.664	52.302
6	18.611	16.895	16.479	51.985
7	18.547	16.823	16.400	51.770

Laps	Sector 1	Sector 2	Sector 3	Lap Time
No.80 ALMEIDA Gabriel				
1	23.794	17.273	17.117	58.184
2	22.035	17.215	16.866	56.116
3	18.781	16.885	16.785	52.451

Laps	Sector 1	Sector 2	Sector 3	Lap Time
4	18.829	16.960	16.793	52.582
5	18.628	16.800	16.506	51.934
6	18.541	16.986	16.320	51.847
7	18.395	16.869	16.782	52.046

Laps	Sector 1	Sector 2	Sector 3	Lap Time
No.81 ROMANO Bruno				
1	22.070	17.856	16.948	56.874
2	18.711	17.160	18.963	54.834
3	18.656	16.925	16.930	52.511
4	18.569	16.701	16.510	51.780
5	18.416	16.558	16.446	51.420
6	18.471	16.643	16.488	51.602
7	18.476	16.651	16.436	51.563

Laps	Sector 1	Sector 2	Sector 3	Lap Time
No.82 QUEVEDO Kevin				
1	21.745	17.589	16.914	56.248
2	18.605	17.309	20.376	56.290
3	18.730	16.982	16.939	52.651
4	19.277	16.628	16.703	52.608
5	18.334	16.952	16.487	51.773
6	18.403	16.764	16.724	51.891
7	18.575	16.497	33.928	1:39.000

Laps	Sector 1	Sector 2	Sector 3	Lap Time
No.88 POTTY Maxime				
1	19.337	16.872	16.571	52.780
2	18.370	16.958	16.645	51.973
3	18.243	16.503	16.384	51.130
4	18.071	16.419	16.223	50.713
5	18.169	16.435	16.361	50.965
6	18.118	16.476	16.288	50.882
7	18.450	16.853	16.476	51.779

Laps	Sector 1	Sector 2	Sector 3	Lap Time
No.111 LEHOUCQ Arthur				
1	19.393	16.897	16.597	52.887
2	18.719	16.796	16.437	51.952
3	18.312	16.673	16.310	51.295
4	18.160	16.404	16.149	50.713
5	18.277	16.530	16.205	51.012
6	18.168	16.652	16.174	50.994
7	18.151	16.520	16.476	51.147

Laps	Sector 1	Sector 2	Sector 3	Lap Time
No.129 BOLLIER Jules				
1	19.964	16.960	16.473	53.397

Laps	Sector 1	Sector 2	Sector 3	Lap Time
2	18.364	17.575	16.670	52.609
3	18.281	16.624	16.338	51.243
4	18.172	16.633	16.221	51.026
5	18.100	16.476	16.248	50.824
6	18.117	16.589	16.199	50.905
7	18.144	16.451	16.142	50.737

Laps	Sector 1	Sector 2	Sector 3	Lap Time
No.212 SOUSA Yohan				
1	21.251	17.279	16.742	55.272
2	18.889	16.863	16.328	52.080
3	18.485	16.648	16.328	51.461
4	18.287	16.554	16.215	51.056
5	18.324	16.507	16.379	51.210
6	18.306	16.763	16.330	51.399
7	18.270	16.608	16.214	51.092

Laps	Sector 1	Sector 2	Sector 3	Lap Time
No.214 DEPINTO Seve				
1	21.254	18.481	17.450	57.185
2	22.687	17.257	17.356	57.300
3	19.007	16.854	16.919	52.780
4	18.843	16.892	17.110	52.845
5	18.989	16.647	17.060	52.696
6	18.871	16.803	16.943	52.617
7	18.782	17.097	16.715	52.594

Laps	Sector 1	Sector 2	Sector 3	Lap Time
No.555 ANDLAUER Julien				
1	19.709	16.895	16.570	53.174
2	18.317	16.700	16.342	51.359
3	18.237	16.498	16.319	51.054
4	18.132	16.418	16.189	50.739
5	18.142	16.535	16.274	50.951
6	18.165	16.510	16.292	50.967
7	18.229	16.551	16.296	51.076

X30-Junior


Qualifying Heat B-C Starting Grid

Document 13

Subject to scrutineering & sporting investigations

26	CAPPELLO Christopher Praga / X30 / Komet		15	62	KING Bryony RK / X30 / Komet	
60	MARIE François OK1 / X30 / Komet		14	10	POTAIN Jérémy Kosmic / X30 / Komet	
23	DELGADO Gabriel Gillard / X30 / Komet		13	64	NERGUTI Alban Tony-Kart / X30 / Komet	
214	DEPINTO Seve DR / X30 / Komet		12	80	ALMEIDA Gabriel LH / X30 / Komet	
77	BOUVIER Yann Zanardi / X30 / Komet		11	22	HEIDE Alexander Praga / X30 / Komet	
34	CHAPPARD Franck Praga / X30 / Komet		10	3	VROMANT Alexandre Zanardi / X30 / Komet	
81	ROMANO Bruno Zanardi / X30 / Komet		9	21	REICH Fabrizio PCR / X30 / Komet	
35	PFAFF Marco Mach 1 / X30 / Komet		8	45	TELUK Illia Zanardi / X30 / Komet	
212	SOUSA Yohan Zanardi / X30 / Komet		7	1	CAMARA Sergio Art GP / X30 / Komet	
82	QUEVEDO Kevin Zanardi / X30 / Komet		6	17	DALLAMANO Stephano Kosmic / X30 / Komet	
7	HALDER Michelle Wild Kart / X30 / Komet		5	63	LESSENNES Benjamin Kosmic / X30 / Komet	
43	CARDOSO Pedro LH / X30 / Komet		4	12	DRION Maxime Sodi / X30 / Komet	
27	MAGNUS Gilles FK / X30 / Komet		3	11	MARSEROU Vincent Tony-Kart / X30 / Komet	
111	LEHOUCK Arthur Tony-kart / X30 / Komet		2	129	BOLLIER Jules Kosmic / X30 / Komet	
88	POTTY Maxime ? / X30 / Komet		1	555	ANDLAUER Julien OK1 / X30 / Komet	

POLE POSITION



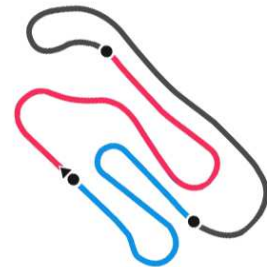
Start : 19/10 - 15:40 7 Laps = 8,750 Km

2013 Iame International Final (FRA) 18-20/10/2013

Page 1 / 1

Timing by Apex Timing

Apex Timing



X30-Junior

Qualifying Heat B-D Results

Document 20

Subject to scrutineering & sporting investigations

Rnk	No.	Entrant	Driver	Nat	Equipment	Laps	Gap	Interv.	Best Lap	Points
1	=	88	Potty Samuel		? / X30 / Komet	7			50.878	0
2	▲2	6	Demarque		LH / X30 / Komet	7	1.238	1.238	50.988	2
3	▼1	5	Prudent Frédéric		Tony-Kart / X30 / Komet	7	1.551	0.313	50.678	3
4	▲5	7	Wild Kart Racing Team		Wild Kart / X30 / Komet	7	2.746	1.195	50.955	4
5	=	27	Magnus Patrick		FK / X30 / Komet	7	2.981	0.235	51.181	5
6	=	30	JM Racing		RK / X30 / Komet	7	3.136	0.155	50.908	6
7	▲3	73	Bielefeldt Bjarne		Ayrton Senna / X30 / Komet	7	4.525	1.389	51.168	7
8	▲4	118	Leist		LH / X30 / Komet	7	4.843	0.318	51.094	8
9	▼1	127	Ludo Racing		Sodi / X30 / Komet	7	5.403	0.560	51.009	9
10	▼3	43	Cardoso		LH / X30 / Komet	7	5.678	0.275	51.042	10
11	=	82	Chiesa Corse		Zanardi / X30 / Komet	7	6.364	0.686	51.158	11
12	▲1	212	Ykart Competition Team		Zanardi / X30 / Komet	7	6.693	0.329	51.381	12
13	▲5	15	JSP Racing Team		Tony-Kart / X30 / Komet	7	6.913	0.220	51.390	13
14	▲2	126	DCK Karting		Zanardi / X30 / Komet	7	7.253	0.340	51.417	14
15	▼1	115	Kilian Team Karting		OK1 / X30 / Komet	7	7.846	0.593	51.436	15
16	▲13	26	Capello		Praga / X30 / Komet	7	8.008	0.162	51.116	16
17	▲10	60	Marie		OK1 / X30 / Komet	7	8.682	0.674	51.389	17
18	▲2	18	Herblot Olivier		Zanardi / X30 / Komet	7	9.403	0.721	51.400	18
19	=	34	Kartland		Praga / X30 / Komet	7	9.652	0.249	51.081	19
20	▲1	77	Karting Royan Services		Zanardi / X30 / Komet	7	9.999	0.347	51.060	20
21	▲2	214	TS Racing		DR / X30 / Komet	7	10.651	0.652	51.459	21
22	▼5	81	Chiesa Corse		Zanardi / X30 / Komet	7	11.298	0.647	51.224	22
23	▲2	23	DGM Racing		Gillard / X30 / Komet	7	14.388	3.090	51.735	23
24	▼21	111	Lehook Vincent		Tony-kart / X30 / Komet	7	23.727	9.339	50.969	24
25	▲3	14	Praga Kart Racing		Praga / X30 / Komet	7	25.676	1.949	53.544	25
26	▼2	66	PDB Racing Team		Gillard / X30 / Komet	7	26.656	0.980	52.172	26
27	▼5	25	VDK Racing		Kosmic / X30 / Komet	7	29.337	2.681	51.210	27
28	▼2	95	Kertesz		LH / X30 / Komet	1	6 Laps	6 Laps	1:00.026	28
29	▼14	35	FAE Motorentchnik		Mach 1 / X30 / Komet	0	7 Laps	1 Lap		29

Leaders : No.88 POTTY Maxime (1-7)

Start Time : 19/10 - 12:27:39

Best Lap : No.5 PRUDENT Adeline 50.678 88,79 Kph

Weather : Slightly cloudy Air : 19°C Track : Dry

Event Record : No.42 BONDUEL Amaury 50.024 89,95 Kph

2013 Iame International Final (FRA) 18-20/10/2013

Page 1 / 1

Timing by Apex Timing

Apex Timing





X30-Junior

Qualifying Heat B-D

For information purposes. No official / regulatory value

Lap Chart

	1	2	3	4	5	6	7	8	9	10	11	12	13	14	15	16	17	18	19	20	21	22	23	24	25	26	27	28	29
Grid	88	5	111	6	27	30	43	127	7	73	82	118	212	115	35	126	81	15	34	18	77	25	214	66	23	95	60	14	26
Start	5	6	88	30	127	27	73	43	118	7	82	115	212	126	35	15	81	18	25	34	77	66	95	214	60	23	14	26	111
Lap 1 Interval	88	6 0.9	118 0.2	27 0.1	30 0.3	7 0.2	5 0.3	43 0.4	73 0.1	212 0.1	126 0.2	82 0.2	127 0.7	115 0.0	15 0.2	60 1.1	18 0.2	214 0.4	26 0.1	111 0.4	77 0.3	34 0.4	23 0.5	66 0.1	81 0.3	95 0.3	14 1.0	25 16.4	
Lap 2	88	6 1.1	27 0.6	118 0.2	5 0.2	7 0.1	43 0.2	30 0.1	73 0.1	212 0.2	82 0.5	126 0.2	127 0.1	115 0.4	15 0.2	60 1.2	18 0.3	26 0.2	214 0.5	77 0.5	34 0.3	81 1.4	23 0.0	14 2.8	66 7.8	111 2.9	25 4.0		
Lap 3	88	6 1.0	27 0.6	5 0.3	118 0.3	7 0.0	30 0.3	43 0.2	73 0.0	212 0.2	82 0.3	127 0.5	126 0.2	15 0.5	115 0.4	60 1.0	26 0.2	18 0.4	214 0.7	77 0.3	34 0.2	81 1.2	23 0.8	14 4.4	66 6.2	111 2.0	25 4.3		
Lap 4	88	6 1.1	27 0.8	5 0.2	7 0.5	30 0.3	118 0.5	73 0.3	43 0.2	127 0.3	82 0.4	212 0.1	126 0.2	15 0.2	115 0.4	60 0.9	26 0.1	18 0.5	214 1.1	34 0.1	77 0.3	81 0.7	23 1.2	14 6.3	66 5.0	111 0.6	25 4.6		
Lap 5	88	6 1.1	5 0.9	27 0.1	7 0.3	30 0.2	118 0.9	73 0.3	43 0.6	127 0.0	82 0.4	212 0.2	15 0.4	126 0.2	115 0.2	26 0.8	60 0.3	18 0.4	34 1.3	214 0.1	77 0.2	81 0.5	23 1.7	14 8.2	111 3.2	66 0.6	25 4.2		
Lap 6	88	6 1.4	5 0.6	27 0.5	7 0.1	30 0.3	73 1.4	118 0.3	127 0.6	43 0.2	82 0.5	212 0.1	15 0.1	126 0.3	115 0.2	26 0.3	60 0.6	18 0.7	34 0.7	77 0.3	214 0.3	81 0.4	23 2.4	14 10.0	111 0.6	66 1.7	25 3.6		
Lap 7	88	6 1.2	5 0.3	7 1.1	27 0.2	30 0.1	73 1.3	118 0.3	127 0.5	43 0.2	82 0.6	212 0.3	15 0.2	126 0.3	115 0.5	26 0.1	60 0.6	18 0.7	34 0.2	77 0.3	214 0.6	81 0.6	23 3.0	111 9.3	14 1.9	66 0.9	25 2.6		



X30-Junior

Qualifying Heat B-D

Lap Time Analysis

For information purposes. No official / regulatory value

Laps	Sector 1	Sector 2	Sector 3	Lap Time
No.5 PRUDENT Adeline				
1	21.306	16.935	16.476	54.717
2	18.225	16.886	16.657	51.768
3	18.219	16.607	16.324	51.150
4	18.232	16.502	16.350	51.084
5	18.109	16.514	16.302	50.925
6	18.055	16.535	16.237	50.827
7	18.014	16.417	16.247	50.678

Laps	Sector 1	Sector 2	Sector 3	Lap Time
No.6 DEMARQUE Jérémy				
1	19.954	16.957	16.456	53.367
2	18.433	17.069	16.416	51.918
3	18.232	16.760	16.281	51.273
4	18.179	16.598	16.256	51.033
5	18.111	16.661	16.216	50.988
6	18.178	16.652	16.307	51.137
7	18.176	16.614	16.242	51.032

Laps	Sector 1	Sector 2	Sector 3	Lap Time
No.7 HALDER Michelle				
1	20.383	17.032	16.440	53.855
2	18.431	17.164	16.715	52.310
3	18.352	16.550	16.447	51.349
4	18.430	16.503	16.274	51.207
5	18.123	16.505	16.327	50.955
6	18.122	16.453	16.427	51.002
7	18.211	16.458	16.498	51.167

Laps	Sector 1	Sector 2	Sector 3	Lap Time
No.14 ZATLOUKAL Michal				
1	25.523	17.872	17.393	1:00.788
2	19.304	17.583	17.223	54.110
3	19.267	17.433	17.186	53.886
4	19.229	17.185	17.190	53.604
5	19.111	17.406	17.218	53.735
6	19.284	17.217	17.201	53.702
7	19.239	17.137	17.168	53.544

Laps	Sector 1	Sector 2	Sector 3	Lap Time
No.15 SARFATI Jean-Noël				
1	21.698	17.631	16.719	56.048
2	18.556	16.906	16.441	51.903
3	18.349	16.687	16.619	51.655
4	18.370	16.606	16.556	51.532
5	18.259	16.654	16.477	51.390

Laps	Sector 1	Sector 2	Sector 3	Lap Time
6	18.304	16.755	16.420	51.479
7	18.460	16.521	16.490	51.471
No.18 HERBLOT Vincent				
1	22.921	17.402	16.975	57.298
2	18.578	16.995	16.615	52.188
3	18.486	17.045	16.634	52.165
4	18.235	16.631	16.534	51.400
5	18.310	16.771	16.338	51.419
6	18.424	16.890	16.415	51.729
7	18.468	16.773	16.382	51.623

Laps	Sector 1	Sector 2	Sector 3	Lap Time
No.23 DELGADO Gabriel				
1	24.438	17.350	17.173	58.961
2	19.175	17.076	16.913	53.164
3	18.752	16.972	16.526	52.250
4	18.464	16.714	16.557	51.735
5	18.531	16.865	16.440	51.836
6	18.497	16.935	16.432	51.864
7	18.727	16.867	16.755	52.349

Laps	Sector 1	Sector 2	Sector 3	Lap Time
No.25 GODEFROID William				
1	43.734	17.419	16.745	1:17.898
2	18.660	17.078	16.663	52.401
3	18.557	16.717	16.443	51.717
4	18.405	16.585	16.352	51.342
5	18.264	16.779	16.459	51.502
6	18.356	16.738	16.508	51.602
7	18.280	16.607	16.323	51.210

Laps	Sector 1	Sector 2	Sector 3	Lap Time
No.26 CAPPELLO Christopher				
1	23.186	17.227	16.714	57.127
2	18.575	16.930	16.368	51.873
3	18.368	16.673	16.423	51.464
4	18.284	16.585	16.420	51.289
5	18.223	16.581	16.312	51.116
6	18.207	16.634	16.355	51.196
7	18.240	16.592	16.751	51.583

Laps	Sector 1	Sector 2	Sector 3	Lap Time
No.27 MAGNUS Gilles				
1	20.220	16.910	16.436	53.566
2	18.660	17.017	16.490	52.167
3	18.276	16.733	16.291	51.300

Laps	Sector 1	Sector 2	Sector 3	Lap Time
4	18.357	16.524	16.314	51.195
5	18.200	16.852	16.289	51.341
6	18.238	16.566	16.377	51.181
7	18.227	16.710	16.635	51.572

Laps	Sector 1	Sector 2	Sector 3	Lap Time
No.30 PRICE Josh				
1	20.549	17.046	16.360	53.955
2	18.479	17.526	16.879	52.884
3	18.310	16.599	16.432	51.341
4	18.325	16.527	16.347	51.199
5	18.178	16.530	16.200	50.908
6	18.095	16.670	16.250	51.015
7	18.168	16.624	16.461	51.253

Laps	Sector 1	Sector 2	Sector 3	Lap Time
No.34 CHAPPARD Franck				
1	24.154	17.995	16.776	58.925
2	18.645	17.026	16.481	52.152
3	18.654	16.774	16.258	51.686
4	18.330	16.811	16.362	51.503
5	18.227	16.743	16.431	51.401
6	18.265	16.672	16.222	51.159
7	18.229	16.519	16.333	51.081

Laps	Sector 1	Sector 2	Sector 3	Lap Time
No.43 CARDOSO Pedro				
1	21.293	16.946	16.574	54.813
2	18.309	16.819	16.603	51.731
3	18.656	16.603	16.473	51.732
4	18.827	16.644	16.701	52.172
5	18.491	16.573	16.514	51.578
6	18.823	16.645	16.412	51.880
7	18.259	16.534	16.249	51.042

Laps	Sector 1	Sector 2	Sector 3	Lap Time
No.60 MARIE François				
1	22.233	17.655	16.612	56.500
2	18.481	17.014	16.509	52.004
3	18.605	16.824	16.448	51.877
4	18.364	16.667	16.358	51.389
5	18.257	16.894	16.521	51.672
6	18.273	16.720	16.473	51.466
7	18.461	16.763	16.379	51.603

Laps	Sector 1	Sector 2	Sector 3	Lap Time
No.66 FERRO DIEGO				
1	25.177	17.360	16.920	59.457

X30-Junior

Qualifying Heat B-D

Lap Time Analysis

For information purposes. No official / regulatory value

Laps	Sector 1	Sector 2	Sector 3	Lap Time
2	29.239	17.434	16.987	1:03.660
3	18.859	16.911	16.601	52.371
4	18.726	16.876	16.794	52.396
5	18.594	17.264	16.674	52.532
6	18.486	17.130	16.556	52.172
7	18.752	16.835	16.590	52.177

No.73 BIELEFELDT Peter

1	21.209	17.159	16.615	54.983
2	18.315	16.931	16.567	51.813
3	18.664	16.647	16.266	51.577
4	18.614	16.495	16.688	51.797
5	18.333	16.624	16.216	51.173
6	18.307	16.734	16.245	51.286
7	18.315	16.596	16.257	51.168

No.77 BOUVIER Yann

1	24.434	17.070	16.836	58.340
2	18.856	16.931	16.494	52.281
3	18.315	16.903	16.588	51.806
4	18.225	17.414	16.464	52.103
5	18.165	17.056	16.192	51.413
6	18.126	16.619	16.315	51.060
7	18.115	16.624	16.385	51.124

No.81 ROMANO Bruno

1	26.323	17.066	16.848	1:00.237
2	18.889	17.018	16.616	52.523
3	18.317	16.814	16.342	51.473
4	18.347	16.615	16.445	51.407
5	18.259	16.660	16.333	51.252
6	18.275	16.664	16.285	51.224
7	18.389	16.584	16.714	51.687

No.82 QUEVEDO Kevin

1	21.770	16.953	16.589	55.312
2	18.396	16.991	16.561	51.948
3	18.329	16.683	16.423	51.435
4	18.413	17.220	16.624	52.257
5	18.239	16.632	16.433	51.304
6	18.761	16.715	16.437	51.913
7	18.260	16.613	16.285	51.158

No.88 POTTY Maxime

1	19.170	16.824	16.446	52.440
2	18.391	16.851	16.488	51.730
3	18.141	16.797	16.388	51.326
4	18.254	16.455	16.263	50.972
5	17.986	16.542	16.398	50.926
6	18.013	16.634	16.231	50.878
7	18.118	16.754	16.358	51.230

No.95 KERTESZ Mike

1	25.182	17.492	17.352	1:00.026
---	---------------	---------------	---------------	-----------------

No.111 LEHOUCK Arthur

1	20.173	17.081	16.739	53.993
2	33.564	17.886	16.563	1:08.013
3	18.494	16.662	16.311	51.467
4	18.211	16.610	16.198	51.019
5	18.134	16.778	16.322	51.234
6	18.045	16.643	16.438	51.126
7	18.286	16.582	16.101	50.969

No.115 BACCONNET Kilian

1	21.931	17.508	16.698	56.137
2	18.626	16.709	16.547	51.882
3	18.474	16.726	17.152	52.352
4	18.377	16.725	16.420	51.522
5	18.264	16.740	16.432	51.436
6	18.275	16.717	16.664	51.656
7	18.439	16.638	16.699	51.776

No.118 LEIST Matheus

1	19.860	16.864	16.539	53.263
2	18.727	17.258	16.548	52.533
3	18.318	16.884	16.552	51.754
4	19.045	16.613	16.474	52.132
5	18.257	16.648	16.363	51.268
6	18.705	16.805	16.469	51.979
7	18.201	16.515	16.378	51.094

No.126 BLONDEAU Justin

1	21.347	16.977	16.623	54.947
2	18.424	17.307	16.646	52.377
3	18.529	17.081	16.361	51.971

4	18.328	16.794	16.741	51.863
5	18.283	17.025	16.517	51.825
6	18.298	16.722	16.653	51.673
7	18.378	16.702	16.337	51.417

No.127 BECQ Gauthier

1	22.634	17.129	16.709	56.472
2	18.457	16.722	16.318	51.497
3	18.632	16.742	16.250	51.624
4	18.143	16.741	16.388	51.272
5	18.010	16.562	16.735	51.307
6	18.546	16.694	16.328	51.568
7	18.174	16.588	16.247	51.009

No.212 SOUSA Yohan

1	21.113	17.038	16.609	54.760
2	18.472	16.902	16.515	51.889
3	18.609	16.574	16.402	51.585
4	18.695	17.425	16.645	52.765
5	18.334	16.627	16.424	51.385
6	18.662	16.715	16.426	51.803
7	18.373	16.571	16.437	51.381

No.214 DEPINTO Seve

1	23.195	17.346	16.684	57.225
2	18.647	17.196	16.697	52.540
3	18.781	16.779	16.534	52.094
4	18.582	16.830	16.417	51.829
5	18.642	16.662	16.458	51.762
6	18.588	16.744	16.278	51.610
7	18.555	16.587	16.317	51.459

X30-Junior


Qualifying Heat B-D Starting Grid

Document 12

Subject to scrutineering & sporting investigations

26	CAPPELLO Christopher Praga / X30 / Komet		15		
60	MARIE François OK1 / X30 / Komet		14	14	ZATLOUKAL Michal Praga / X30 / Komet
23	DELGADO Gabriel Gillard / X30 / Komet		13	95	KERTESZ Mike LH / X30 / Komet
214	DEPINTO Seve DR / X30 / Komet		12	66	FERRO DIEGO Gillard / X30 / Komet
77	BOUVIER Yann Zanardi / X30 / Komet		11	25	GODEFROID William Kosmic / X30 / Komet
34	CHAPPARD Franck Praga / X30 / Komet		10	18	HERBLOT Vincent Zanardi / X30 / Komet
81	ROMANO Bruno Zanardi / X30 / Komet		9	15	SARFATI Jean-Noël Tony-Kart / X30 / Komet
35	PFAFF Marco Mach 1 / X30 / Komet		8	126	BLONDEAU Justin Zanardi / X30 / Komet
212	SOUSA Yohan Zanardi / X30 / Komet		7	115	BACCONNET Kilian OK1 / X30 / Komet
82	QUEVEDO Kevin Zanardi / X30 / Komet		6	118	LEIST Matheus LH / X30 / Komet
7	HALDER Michelle Wild Kart / X30 / Komet		5	73	BIELEFELDT Peter Ayrton Senna / X30 / Komet
43	CARDOSO Pedro LH / X30 / Komet		4	127	BECQ Gauthier Sodi / X30 / Komet
27	MAGNUS Gilles FK / X30 / Komet		3	30	PRICE Josh RK / X30 / Komet
111	LEHOUCK Arthur Tony-kart / X30 / Komet		2	6	DEMARQUE Jérémy LH / X30 / Komet
88	POTTY Maxime ? / X30 / Komet		1	5	PRUDENT Adeline Tony-Kart / X30 / Komet

POLE POSITION



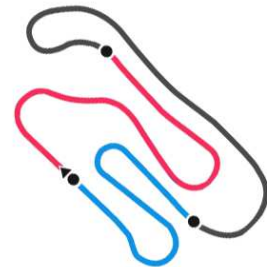
Start : 19/10 - 12:20 7 Laps = 8,750 Km

2013 Iame International Final (FRA) 18-20/10/2013

Page 1 / 1

Timing by Apex Timing

Apex Timing



X30-Junior

Qualifying Heat A-C Results

Document 19.1

Subject to scrutineering & sporting investigations

Rnk	No.	Entrant	Driver	Nat	Equipment	Laps	Gap	Interv.	Best Lap	Points
1	=	42 Bonduel Racing	BONDUEL Amaury		Art GP / X30 / Komet	7			50.678	0
2	▲2	129 Bollier Romain	BOLLIER Jules		Kosmic / X30 / Komet	7	0.904	0.904	50.714	2
3	=	113 RSD Karting	LAMBERT Anthony		Kosmic / X30 / Komet	7	1.028	0.124	50.574	3
4	▲7	41 Praga Germany	GLANIA Luis		Praga / X30 / Komet	7	3.602	2.574	51.090	4
5	=	110 Raspatelli Bruno	RASPATELLI Matteo		Kosmic / X30 / Komet	7	4.643	1.041	50.856	5
6	▲1	2 Malevaut Sport	FENESTRAZ Sacha		Tony-Kart / X30 / Komet	7	8.309	3.666	51.281	6
7	▲6	8 Praga Racing Kart	SATO Marino		Praga / X30 / Komet	7	9.287	0.978	50.967	7
8	▲10	21 Scuderia PCR Swiss	REICH Fabrizio		PCR / X30 / Komet	7	12.315	3.028	51.426	8
9	▲12	19 CKIM Salon de Provence	RIQUET Clément		GB / X30 / Komet	7	14.437	2.122	51.499	9
10	▼1	33 Besler Mehmet	BESLER Berkay		Tony-Kart / X30 / Komet	7	15.597	1.160	50.943	10
11	▲4	4 Dischner Racing	DINGERT Vivien		Top-Kart / X30 / Komet	7	15.691	0.094	51.614	11
12	▲4	45 Teluk	TELUK Illia		Zanardi / X30 / Komet	7	15.874	0.183	51.669	12
13	▲13	64 Nergutti Compétition	NERGUTI Alban		Tony-Kart / X30 / Komet	7	16.268	0.394	51.809	13
14	▲5	44 Armano Mario	ARMANO Loris		Kosmic / X30 / Komet	7	16.450	0.182	51.573	14
15	▲7	22 Praga Germany	HEIDE Alexander		Praga / X30 / Komet	7	16.777	0.327	51.613	15
16	▼2	1 Art GP	CAMARA Sergio		Art GP / X30 / Komet	7	17.363	0.586	51.137	16
17	▲13	62 JM Racing	KING Bryony		RK / X30 / Komet	7	18.009	0.646	51.714	17
18	▲2	3 Vromant Pierre-Alain	VROMANT Alexandre		Zanardi / X30 / Komet	7	18.409	0.400	51.919	18
19	▲9	10 Potain	POTAIN Jérémy		Kosmic / X30 / Komet	7	19.766	1.357	51.858	19
20	▲3	16 Motocane	RAMOS Miguel		Birel / X30 / Komet	7	22.402	2.636	51.516	20
21	▼19	555 Action Karting	ANDLAUER Julien		OK1 / X30 / Komet	7	30.025	7.623	51.380	21
22	▲2	80 Leao Almeida	ALMEIDA Gabriel		LH / X30 / Komet	7	32.199	2.174	51.761	22
23	▼6	31 Praga Germany	DREWING Pascal		Praga / X30 / Komet	7	34.988	2.789	51.742	23
24	▲3	40 Bouchabke Imad	BOUCHABKE Rubens		CRG / X30 / Komet	4	3 Laps	3 Laps	52.627	24
25	=	911 Karting-club Thun Ob.	FELBER Alessandro		Tony-Kart / X30 / Komet	3	4 Laps	1 Lap	52.227	25
26	▼20	11 Marserou Jeff	MARSEROU Vincent		Tony-Kart / X30 / Komet	0	7 Laps	3 Laps		26

Not Classified

	9	Super Winforce RT	OTA Kakunoshin		Super Winforce / X30 / Komet		DNS			31
	12	Drion	DRION Maxime		Sodi / X30 / Komet		Excluded		52.450	32
	17	Idéal Kart	DALLAMANO Stephano		Kosmic / X30 / Komet		Excluded		51.681	32
	63	VDK Racing	LESSENNES Benjamin		Kosmic / X30 / Komet		Excluded		50.835	32

No.12 DRION Maxime : Black Flag for not respecting the track limit (art. 2.20 GP). According to Stewards' Decision No.24.

No.17 DALLAMANO Stephano : Exclusion for bad manoeuvre (art 2.24 CIK General Prescriptions). According to Stewards' Decision No.25.

No.63 LESSENNES Benjamin : Exclusion for bad manoeuvre (art 2.24 CIK General Prescriptions). According to Stewards' Decision No.23.

Leaders : No.42 BONDUEL Amaury (1-7)

Start Time : 19/10 - 11:05:24

Best Lap : No.113 LAMBERT Anthony 50.574 88,97 Kph

Weather : Slightly cloudy Air : 19°C Track : Dry

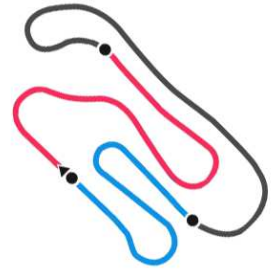
Event Record : No.42 BONDUEL Amaury 50.024 89,95 Kph

2013 Iame International Final (FRA) 18-20/10/2013

Page 1 / 1

Timing by Apex Timing

Apex Timing



DOCUMENT N° 25
DÉCISION DES COMMISSAIRES SPORTIFS
STEWARDS' DECISION

PÉNALITÉ INFLIGÉE AU CONCURRENT (NOM) : **Idéal Kart**
 PENALTY INFLICTED UPON THE ENTRANT (NAME):

NATIONALITÉ / NATIONALITY:

N°: No.: 17	PILOTE : DRIVER : DALLAMANO Stephano
-----------------------	--

Concerne la partie de l'Épreuve : **X30-Junior - Qualifying Heat A-C**
 Concerns the part of the event:

ÉNONCÉ / STATEMENT:
Exclusion from the Heat/Race concerned.

MOTIF / REASON:
 The Driver caused a avoidable collision/accident. He pushed very hard the kart (reported Race Control after request of Race Director). After hearing the Entrant concerned, the Stewards judge this action as dangerous behavior. This disregarding of Code of Driving Conduct is penalised with this Decision in accordance with art. 153 FIA International Sporting Code.

Décision annoncée <i>Decision announced</i>	Date / Date: 19/10/2013	Heure / Time: 11:51
---	--------------------------------	----------------------------

Nom / Name	Signature
Président du Collège / <i>Chairman of the Panel:</i> Bernard Navarro (FRA) :
Membres du Collège / <i>Members of the Panel:</i> Hervé Lemenager (FRA) :
Jean-Claude Sanchez (FRA) :

NOTIFICATION AU CONCURRENT CONCERNÉ / NOTIFICATION TO THE RELEVANT ENTRANT

Je soussigné :
I undersigned: Nom personnel / *personal name*

Représentant du Concurrent : **Idéal Kart**
Representing the Entrant: Nom du Concurrent / *Entrant's name*

Certifie avoir reçu notification du document N° **25** des Commissaires Sportifs de l'Épreuve.
Certify that I have been notified of document No. **25** *by the Stewards of the Meeting.*

Date : Heure / Time: Signature :

DOCUMENT N° 24
DÉCISION DES COMMISSAIRES SPORTIFS
STEWARDS' DECISION

PÉNALITÉ INFLIGÉE AU CONCURRENT (NOM) : **Drion**
PENALTY INFLICTED UPON THE ENTRANT (NAME):

NATIONALITÉ / NATIONALITY:

N°: **12**
No.:

PILOTE : **DRION Maxime**
DRIVER :

Concerne la partie de l'Épreuve : **X30-Junior - Qualifying Heat A-C**
Concerns the part of the event:

ÉNONCÉ / STATEMENT:

Exclusion from the Heat/Race/Session concerned (Black Flag)

MOTIF / REASON:

The Driver concerned don't respect the track limit. The Stewards assess this fact as a violation against art. 2.20 G) CIK-FIA General Prescriptions. The Decision is made in application of art. 152 and 153 FIA International Sporting Code.

Décision annoncée
Decision announced

Date / Date: **19/10/2013**

Heure / Time: **11:36**

Nom / Name

Signature

Président du Collège / Chairman of the Panel:

Bernard Navarro (FRA) :

Membres du Collège / Members of the Panel:

Hervé Lemenager (FRA) :

Jean-Claude Sanchez (FRA) :

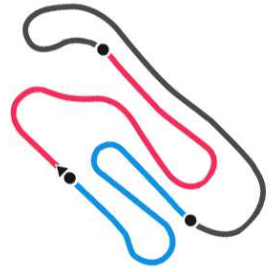
NOTIFICATION AU CONCURRENT CONCERNÉ / NOTIFICATION TO THE RELEVANT ENTRANT

Je soussigné :
I undersigned: Nom personnel / personal name

Représentant du Concurrent : **Drion**
Representing the Entrant: Nom du Concurrent / Entrant's name

Certifie avoir reçu notification du document N° **24** des Commissaires Sportifs de l'Épreuve.
Certify that I have been notified of document No. by the Stewards of the Meeting.

Date : Heure / Time: Signature :



DOCUMENT N° 23
DÉCISION DES COMMISSAIRES SPORTIFS
STEWARDS' DECISION

PÉNALITÉ INFLIGÉE AU CONCURRENT (NOM) : VDK Racing PENALTY INFLICTED UPON THE ENTRANT (NAME):	
NATIONALITÉ / NATIONALITY:	
N°: 63 No.:	PILOTE : LESSENNES Benjamin DRIVER:

Concerne la partie de l'Épreuve : <i>Concerns the part of the event:</i>	X30-Junior - Qualifying Heat A-C
---	---

ÉNONCÉ / STATEMENT:
Exclusion from the Heat/Race concerned.

MOTIF / REASON:
The Driver caused a avoidable collision/accident . He pushed very hard the kart (reported Race Control after request of Race Director). After hearing the Entrant concerned, the Stewards judge this action as dangerous behavior. This disregarding of Code of Driving Conduct is penalised with this Decision in accordance with art. 153 FIA International Sporting Code.

Décision annoncée <i>Decision announced</i>	Date / Date: 19/10/2013	Heure / Time: 11:32
---	--------------------------------	----------------------------

Nom / Name Signature

Président du Collège / *Chairman of the Panel:*
Bernard Navarro (FRA) :

Membres du Collège / *Members of the Panel:*
Hervé Lemenager (FRA) :

Jean-Claude Sanchez (FRA) :

<u>NOTIFICATION AU CONCURRENT CONCERNÉ / NOTIFICATION TO THE RELEVANT ENTRANT</u>		
Je soussigné :		
I undersigned: <i>Nom personnel / personal name</i>		
Représentant du Concurrent : VDK Racing		
Representing the Entrant: <i>Nom du Concurrent / Entrant's name</i>		
Certifie avoir reçu notification du document N° 23 des Commissaires Sportifs de l'Épreuve. <i>Certify that I have been notified of document No. by the Stewards of the Meeting.</i>		
Date :	Heure / Time:	Signature :



X30-Junior

Qualifying Heat A-C

Lap Chart

For information purposes. No official / regulatory value

	1	2	3	4	5	6	7	8	9	10	11	12	13	14	15	16	17	18	19	20	21	22	23	24	25	26	27	28	29	30
Grid	42	555	113	129	110	11	2	12	33	63	41	17	8	1	4	45	31	21	44	3	19	22	16	80	911	64	40	10	9	62
Start	42	555	113	129	110	11	12	2	63	33	17	41	1	8	4	45	21	31	3	44	22	16	80	911	64	40	10	19	62	
Lap 1 Interval	42	129 0.4	113 0.3	2 0.9	41 0.2	110 0.1	33 0.2	63 0.1	12 0.1	1 0.0	555 0.4	31 1.5	21 0.3	8 0.1	4 0.2	80 0.3	64 0.2	3 0.7	19 0.1	911 0.1	22 0.3	62 0.3	44 0.2	45 0.5	17 0.4	10 0.1	16 2.0	40 31.1		
Lap 2	42	129 0.4	113 0.1	41 1.6	110 0.5	2 0.0	63 0.2	1 0.2	555 0.4	12 0.3	33 0.3	31 0.9	8 0.9	4 0.7	64 0.0	21 0.2	80 0.2	911 0.3	19 0.3	3 0.5	22 1.0	45 0.2	62 0.2	17 0.3	44 0.1	10 0.4	16 6.7	40 27.3		
Lap 3	42	113 0.4	129 0.2	41 1.7	110 1.4	11 1.5	2 0.6	33 1.2	63 0.1	8 0.2	21 1.1	31 0.0	64 0.1	555 0.0	80 0.1	911 0.1	19 0.3	4 0.2	3 0.6	45 0.3	22 0.1	62 0.3	44 0.4	17 0.1	10 0.8	1 2.9	16 3.1	40 28.0		
Lap 4	42	113 0.3	129 0.3	41 2.0	110 1.4	2 2.6	63 0.9	33 0.2	8 0.2	21 2.3	19 1.0	64 0.1	4 0.4	45 0.3	3 0.2	22 0.0	44 0.0	62 0.0	17 0.2	10 1.5	1 1.6	16 3.6	555 8.0	80 0.9	31 2.5	40 16.9				
Lap 5	42	113 0.2	129 0.5	41 2.3	110 1.1	2 3.2	63 0.3	33 0.3	8 0.2	21 2.8	19 1.8	64 0.3	4 0.2	45 0.1	22 1.1	44 0.2	17 0.1	3 0.7	62 0.0	1 0.7	10 0.4	16 3.8	555 8.0	80 1.2	31 2.8					
Lap 6	42	113 0.2	129 0.2	41 3.0	110 1.1	2 3.4	33 0.3	63 0.0	8 0.2	21 3.2	19 1.7	64 0.6	4 0.0	45 0.2	44 1.2	22 0.3	17 0.1	62 0.5	1 0.1	3 0.4	10 1.4	16 2.9	555 7.7	80 1.8	31 2.8					
Lap 7	42	129 0.9	113 0.1	41 2.5	110 1.0	2 3.6	8 0.9	63 0.3	21 2.6	19 2.1	33 1.1	4 0.0	45 0.1	64 0.3	44 0.1	22 0.3	17 0.2	1 0.3	62 0.6	3 0.4	10 1.3	16 2.6	555 7.6	80 2.1	31 2.7					



X30-Junior

Qualifying Heat A-C Lap Time Analysis

For information purposes. No official / regulatory value

Laps	Sector 1	Sector 2	Sector 3	Lap Time
No.1 CAMARA Sergio				
1	21.038	17.172	16.555	54.765
2	18.642	16.692	16.460	51.794
3	18.854	16.683	28.047	1:03.584
4	18.573	16.685	16.252	51.510
5	18.182	16.604	16.380	51.166
6	18.129	16.736	16.272	51.137
7	18.590	16.609	16.166	51.365

Laps	Sector 1	Sector 2	Sector 3	Lap Time
No.2 FENESTRAZ Sacha				
1	20.036	17.317	16.722	54.075
2	18.449	17.284	16.671	52.404
3	18.957	17.487	17.875	54.319
4	18.496	16.716	16.466	51.678
5	18.304	16.687	16.425	51.416
6	18.381	16.655	16.401	51.437
7	18.316	16.630	16.335	51.281

Laps	Sector 1	Sector 2	Sector 3	Lap Time
No.3 VROMANT Alexandre				
1	21.846	18.555	17.870	58.271
2	18.659	17.520	17.201	53.380
3	18.625	17.461	16.680	52.766
4	18.615	17.493	17.054	53.162
5	19.109	17.639	17.338	54.086
6	18.690	17.125	16.528	52.343
7	18.445	16.726	16.748	51.919

Laps	Sector 1	Sector 2	Sector 3	Lap Time
No.4 DINGERT Vivien				
1	21.466	18.242	17.572	57.280
2	18.747	17.286	16.889	52.922
3	19.658	17.110	17.091	53.859
4	19.077	16.762	17.341	53.180
5	18.388	16.718	17.130	52.236
6	18.411	16.718	16.485	51.614
7	18.705	16.710	16.955	52.370

Laps	Sector 1	Sector 2	Sector 3	Lap Time
No.8 SATO Marino				
1	22.411	17.673	17.067	57.151
2	18.746	17.144	16.523	52.413
3	18.419	16.676	17.381	52.476
4	18.492	16.562	16.351	51.405
5	18.224	16.456	16.287	50.967

Laps	Sector 1	Sector 2	Sector 3	Lap Time
6	18.227	16.411	16.503	51.141
7	18.481	16.814	16.369	51.664

Laps	Sector 1	Sector 2	Sector 3	Lap Time
No.10 POTAIN Jérémy				
1	23.810	17.878	18.226	59.914
2	19.017	17.166	17.064	53.247
3	18.818	16.925	16.981	52.724
4	18.921	17.203	16.691	52.815
5	19.033	17.229	16.993	53.255
6	18.550	17.329	16.686	52.565
7	18.465	16.918	16.475	51.858

Laps	Sector 1	Sector 2	Sector 3	Lap Time
No.12 DRION Maxime				
1			19.127	55.048
2	18.998	17.245	16.438	52.681
3	18.426	16.931	17.093	52.450

Laps	Sector 1	Sector 2	Sector 3	Lap Time
No.16 RAMOS Miguel				
1	21.706	17.998	22.964	1:02.668
2	23.719	17.299	16.901	57.919
3	18.503	16.909	16.619	52.031
4	18.603	16.952	16.511	52.066
5	18.307	16.871	16.602	51.780
6	18.471	16.746	16.501	51.718
7	18.259	16.765	16.492	51.516

Laps	Sector 1	Sector 2	Sector 3	Lap Time
No.17 DALLAMANO Stephano				
1	26.215	17.881	17.171	1:01.267
2	18.914	17.263	16.721	52.898
3	18.488	16.885	17.007	52.380
4	18.793	16.896	16.489	52.178
5	19.239	16.856	16.714	52.809
6	18.700	16.905	16.304	51.909
7	18.542	16.855	16.284	51.681

Laps	Sector 1	Sector 2	Sector 3	Lap Time
No.19 RIQUET Clément				
1	22.289	17.762	17.329	57.380
2	18.668	17.035	16.977	52.680
3	18.603	17.122	16.682	52.407
4	19.111	16.830	17.082	53.023
5	18.588	16.808	16.693	52.089
6	18.384	16.762	16.353	51.499
7	18.419	16.993	16.386	51.798

Laps	Sector 1	Sector 2	Sector 3	Lap Time
No.21 REICH Fabrizioo				
1	21.454	18.116	17.138	56.708
2	18.709	17.472	17.441	53.622
3	18.735	16.820	16.930	52.485
4	18.956	17.040	16.653	52.649
5	18.278	16.596	16.552	51.426
6	18.392	16.593	16.587	51.572
7	18.306	16.604	16.537	51.447

Laps	Sector 1	Sector 2	Sector 3	Lap Time
No.22 HEIDE Alexander				
1	23.060	17.742	18.067	58.869
2	18.707	16.993	18.001	53.701
3	18.530	16.918	16.802	52.250
4	18.796	16.938	16.985	52.719
5	19.269	16.973	16.583	52.825
6	18.970	16.808	16.422	52.200
7	18.332	16.766	16.515	51.613

Laps	Sector 1	Sector 2	Sector 3	Lap Time
No.31 DREWING Pascal				
1	21.019	18.324	16.951	56.294
2	18.526	16.911	16.486	51.923
3	18.433	16.778	19.368	54.579
4	18.807	17.334	37.618	1:13.759
5	18.724	16.994	16.552	52.270
6	18.491	16.960	16.533	51.984
7	18.392	16.729	16.621	51.742

Laps	Sector 1	Sector 2	Sector 3	Lap Time
No.33 BESLER Berkey				
1	20.818	17.143	16.637	54.598
2	19.470	17.406	16.448	53.324
3	18.311	16.893	18.851	54.055
4	18.582	16.680	16.284	51.546
5	18.111	16.603	16.229	50.943
6	18.217	16.538	16.319	51.074
7	23.553	17.764	16.952	58.269

Laps	Sector 1	Sector 2	Sector 3	Lap Time
No.40 BOUCHABKE Rubens				
1	49.015	18.071	26.321	1:33.407
2	19.099	17.998	16.955	54.052
3	18.850	17.205	16.701	52.756
4	18.722	17.239	16.666	52.627

X30-Junior

Qualifying Heat A-C Lap Time Analysis

For information purposes. No official / regulatory value

Laps	Sector 1	Sector 2	Sector 3	Lap Time
No.41 GLANIA Luis				
1	20.035	17.330	16.692	54.057
2	18.312	16.833	16.396	51.541
3	18.272	16.659	16.394	51.325
4	18.244	16.549	16.361	51.154
5	18.142	16.594	16.391	51.127
6	18.378	16.573	16.379	51.330
7	18.178	16.700	16.212	51.090

Laps	Sector 1	Sector 2	Sector 3	Lap Time
No.42 BONDUDEL Amaury				
1	19.300	17.153	16.344	52.797
2	18.242	16.758	16.249	51.249
3	18.156	16.647	16.302	51.105
4	18.111	16.567	16.163	50.841
5	18.006	16.553	16.119	50.678
6	18.164	16.642	16.245	51.051
7	18.081	16.723	16.221	51.025

Laps	Sector 1	Sector 2	Sector 3	Lap Time
No.44 ARMANO Loris				
1	25.305	17.351	16.855	59.511
2	18.659	16.831	18.559	54.049
3	18.576	16.810	16.707	52.093
4	18.365	16.808	16.806	51.979
5	19.101	17.198	16.699	52.998
6	18.344	16.695	16.534	51.573
7	18.388	16.655	16.634	51.677

Laps	Sector 1	Sector 2	Sector 3	Lap Time
No.45 TELUK Illia				
1	22.958	17.912	19.532	1:00.402
2	18.668	16.910	17.189	52.767
3	18.440	16.876	16.504	51.820
4	18.487	17.184	16.901	52.572
5	18.399	16.648	17.012	52.059
6	18.411	16.713	16.545	51.669
7	18.841	16.673	16.837	52.351

Laps	Sector 1	Sector 2	Sector 3	Lap Time
No.62 KING Bryony				
1	22.548	17.793	17.756	58.097
2	18.528	16.962	18.274	53.764
3	18.573	16.876	16.694	52.143
4	18.682	17.161	16.676	52.519
5	19.858	16.879	17.126	53.863

Laps	Sector 1	Sector 2	Sector 3	Lap Time
6	18.353	16.712	16.649	51.714
7	18.949	16.643	16.553	52.145

Laps	Sector 1	Sector 2	Sector 3	Lap Time
No.63 LESSENNES Benjamin				
1	21.130	17.137	16.530	54.797
2	18.596	16.803	16.417	51.816
3	18.893	16.717	19.890	55.500
4	18.354	16.578	16.296	51.228
5	18.115	16.467	16.253	50.835
6	18.129	16.793	16.532	51.454
7	18.803	16.977	16.443	52.223

Laps	Sector 1	Sector 2	Sector 3	Lap Time
No.64 NERGUTI Alban				
1	22.033	17.740	17.293	57.066
2	18.695	16.894	16.852	52.441
3	18.680	17.007	17.217	52.904
4	19.552	16.862	17.117	53.531
5	18.559	16.842	17.127	52.528
6	18.426	16.758	16.625	51.809
7	19.423	16.992	16.593	53.008

Laps	Sector 1	Sector 2	Sector 3	Lap Time
No.80 ALMEIDA Gabriel				
1	21.963	17.774	17.280	57.017
2	18.595	17.399	17.190	53.184
3	18.741	17.063	16.794	52.598
4	36.915	17.214	16.683	1:10.812
5	18.550	16.875	16.630	52.055
6	18.559	16.909	16.510	51.978
7	18.443	16.756	16.562	51.761

Laps	Sector 1	Sector 2	Sector 3	Lap Time
No.110 RASPATELLI Matteo				
1	20.951	16.989	16.689	54.629
2	18.451	16.754	16.730	51.935
3	18.862	16.670	16.709	52.241
4	18.189	16.591	16.371	51.151
5	18.068	16.511	16.277	50.856
6	18.287	16.698	16.279	51.264
7	18.064	16.596	16.365	51.025

Laps	Sector 1	Sector 2	Sector 3	Lap Time
No.113 LAMBERT Anthony				
1	19.942	16.980	16.450	53.372
2	18.276	16.564	16.307	51.147
3	18.143	16.568	16.211	50.922

Laps	Sector 1	Sector 2	Sector 3	Lap Time
4	18.196	16.418	16.135	50.749
5	18.042	16.413	16.119	50.574
6	18.072	16.628	16.329	51.029
7	18.391	16.835	16.567	51.793

Laps	Sector 1	Sector 2	Sector 3	Lap Time
No.129 BOLLIER Jules				
1	19.652	16.892	16.433	52.977
2	18.252	16.710	16.339	51.301
3	18.116	16.869	16.377	51.362
4	18.159	16.449	16.249	50.857
5	18.003	16.414	16.386	50.803
6	17.985	16.477	16.252	50.714
7	18.192	16.845	16.366	51.403

Laps	Sector 1	Sector 2	Sector 3	Lap Time
No.555 ANDLAUER Julien				
1	21.895	17.525	16.418	55.838
2	18.770	16.826	16.236	51.832
3	18.583	16.625	21.167	56.375
4	35.885	17.471	16.636	1:09.992
5	18.400	16.955	16.481	51.836
6	18.279	16.790	16.311	51.380
7	18.359	16.664	16.367	51.390

Laps	Sector 1	Sector 2	Sector 3	Lap Time
No.911 FELBER Alessandro				
1	22.512	18.308	17.322	58.142
2	18.726	16.943	16.558	52.227
3	18.529	17.128	16.767	52.424

X30-Junior


Qualifying Heat A-C Starting Grid

Document 11

Subject to scrutineering & sporting investigations

9	OTA Kakunoshin Super Winforce / X30 / Komet		15	62	KING Bryony RK / X30 / Komet	
40	BOUCHABKE Rubens CRG / X30 / Komet		14	10	POTAIN Jérémy Kosmic / X30 / Komet	
911	FELBER Alessandro Tony-Kart / X30 / Komet		13	64	NERGUTI Alban Tony-Kart / X30 / Komet	
16	RAMOS Miguel Birel / X30 / Komet		12	80	ALMEIDA Gabriel LH / X30 / Komet	
19	RIQUET Clément GB / X30 / Komet		11	22	HEIDE Alexander Praga / X30 / Komet	
44	ARMANO Loris Kosmic / X30 / Komet		10	3	VROMANT Alexandre Zanardi / X30 / Komet	
31	DREWING Pascal Praga / X30 / Komet		9	21	REICH Fabrizio PCR / X30 / Komet	
4	DINGERT Vivien Top-Kart / X30 / Komet		8	45	TELUK Illia Zanardi / X30 / Komet	
8	SATO Marino Praga / X30 / Komet		7	1	CAMARA Sergio Art GP / X30 / Komet	
41	GLANIA Luis Praga / X30 / Komet		6	17	DALLAMANO Stephano Kosmic / X30 / Komet	
33	BESLER Berkay Tony-Kart / X30 / Komet		5	63	LESSENNES Benjamin Kosmic / X30 / Komet	
2	FENESTRAZ Sacha Tony-Kart / X30 / Komet		4	12	DRION Maxime Sodi / X30 / Komet	
110	RASPATELLI Matteo Kosmic / X30 / Komet		3	11	MARSEROU Vincent Tony-Kart / X30 / Komet	
113	LAMBERT Anthony Kosmic / X30 / Komet		2	129	BOLLIER Jules Kosmic / X30 / Komet	
42	BONDUEL Amaury Art GP / X30 / Komet		1	555	ANDLAUER Julien OK1 / X30 / Komet	

POLE POSITION



Start : 19/10 - 10:40 7 Laps = 8,750 Km

2013 Iame International Final (FRA) 18-20/10/2013

Page 1 / 1

Timing by Apex Timing

Apex Timing

X30-Junior

Qualifying Heat C-D Results

Document 16

Subject to scrutineering & sporting investigations

Rnk	No.	Entrant	Driver	Nat	Equipment	Laps	Gap	Interv.	Best Lap	Points
1	▲1	5	Prudent Frédéric		Tony-Kart / X30 / Komet	7			50.933	0
2	▼1	555	Action Karting		OK1 / X30 / Komet	7	0.207	0.207	50.910	2
3	▲1	6	Demarque		LH / X30 / Komet	7	1.728	1.521	51.099	3
4	▲3	12	Drion		Sodi / X30 / Komet	7	2.064	0.336	51.142	4
5	▲1	30	JM Racing		RK / X30 / Komet	7	3.635	1.571	51.221	5
6	▲7	1	Art GP		Art GP / X30 / Komet	7	4.011	0.376	51.363	6
7	▲3	73	Bielefeldt Bjarne		Ayrton Senna / X30 / Komet	7	4.231	0.220	50.936	7
8	▲3	17	Idéal Kart		Kosmic / X30 / Komet	7	4.341	0.110	51.103	8
9	▼6	129	Bollier Romain		Kosmic / X30 / Komet	7	4.850	0.509	51.130	9
10	▲10	18	Herblot Olivier		Zanardi / X30 / Komet	7	5.273	0.423	51.133	10
11	▲4	45	Teluk		Zanardi / X30 / Komet	7	5.760	0.487	51.444	11
12	▼4	127	Ludo Racing		Sodi / X30 / Komet	7	7.592	1.832	51.013	12
13	▼8	11	Marserou Jeff		Tony-Kart / X30 / Komet	7	7.793	0.201	50.891	13
14	▲7	22	Praga Germany		Praga / X30 / Komet	7	9.183	1.390	51.703	14
15	▼1	115	Kilian Team Karting		OK1 / X30 / Komet	7	9.519	0.336	51.459	15
16	▲1	21	Scuderia PCR Swiss		PCR / X30 / Komet	7	10.240	0.721	51.446	16
17	▲2	3	Vromant Pierre-Alain		Zanardi / X30 / Komet	7	10.926	0.686	51.306	17
18	▲7	64	Nergutti Compétition		Tony-Kart / X30 / Komet	7	11.169	0.243	51.590	18
19	▼1	15	JSP Racing Team		Tony-Kart / X30 / Komet	7	11.445	0.276	51.222	19
20	▲9	62	JM Racing		RK / X30 / Komet	7	11.601	0.156	51.345	20
21	▼12	63	VDK Racing		Kosmic / X30 / Komet	7	11.779	0.178	51.225	21
22	▲4	95	Kertesz		LH / X30 / Komet	7	14.256	2.477	51.832	22
23	▼11	118	Leist		LH / X30 / Komet	7	15.914	1.658	51.676	23
24	▲3	10	Potain		Kosmic / X30 / Komet	7	17.605	1.691	51.891	24
25	▼3	25	VDK Racing		Kosmic / X30 / Komet	7	18.582	0.977	51.739	25
26	▲2	14	Praga Kart Racing		Praga / X30 / Komet	7	22.073	3.491	53.094	26
27	▼3	66	PDB Racing Team		Gillard / X30 / Komet	7	34.437	12.364	52.991	27
28	▼12	126	DCK Karting		Zanardi / X30 / Komet	0	7 Laps	7 Laps		28
29	▼6	80	Leao Almeida		LH / X30 / Komet	0	7 Laps	0.415		29

Leaders : No.5 PRUDENT Adeline (1-7)

Start Time : 18/10 - 14:22:49

Best Lap : No.11 MARSEROU Vincent 50.891 88,42 Kph

Weather : Sunny Air : 16°C Track : Dry

Event Record : No.42 BONDUEL Amaury 50.024 89,95 Kph

2013 Iame International Final (FRA) 18-20/10/2013

Page 1 / 1

Timing by Apex Timing

Apex Timing



X30-Junior

Qualifying Heat C-D Lap Chart

For information purposes. No official / regulatory value

	1	2	3	4	5	6	7	8	9	10	11	12	13	14	15	16	17	18	19	20	21	22	23	24	25	26	27	28	29
Grid	555	5	129	6	11	30	12	127	63	73	17	118	1	115	45	126	21	15	3	18	22	25	80	66	64	95	10	14	62
Start	555	5	129	6	11	30	127	12	73	63	17	118	1	115	45	126	21	15	3	18	22	25	25	66	64	95	10	62	14
Lap 1 Interval	5	555 0.0	30 0.1	6 0.2	12 0.2	1 0.6	73 0.1	17 0.6	18 1.0	45 0.4	129 1.7	22 0.6	3 0.6	115 0.0	62 0.0	21 0.2	64 0.2	127 0.2	11 0.1	15 0.2	10 0.7	14 1.7	95 0.1	63 0.8	118 0.8	66 0.7	25 0.6		
Lap 2	5	555 0.1	12 0.5	6 0.2	1 0.1	73 0.2	30 0.2	17 0.2	18 1.0	45 0.4	129 1.2	22 1.0	115 0.6	21 0.5	127 0.6	64 0.3	11 0.0	3 0.3	15 0.0	62 0.1	10 1.0	95 0.6	63 0.5	14 0.6	118 1.0	66 0.4	25 1.1		
Lap 3	5	555 0.1	12 0.6	6 0.2	1 1.3	30 0.1	73 0.4	17 0.1	18 0.4	45 0.5	129 0.5	22 1.4	115 0.4	21 0.4	127 0.2	11 0.5	64 0.3	3 0.7	15 0.7	62 0.2	63 0.8	95 0.3	10 0.8	118 1.3	14 0.2	25 1.6	66 10.4		
Lap 4	5	555 0.3	12 0.8	6 0.1	30 1.5	1 0.0	73 0.6	17 0.3	18 0.1	45 0.2	129 0.2	22 2.1	115 0.1	127 0.2	21 0.3	11 0.0	64 1.1	3 0.7	15 0.5	62 0.2	63 0.4	95 1.0	10 1.6	118 0.3	14 1.7	25 0.5	66 11.8		
Lap 5	5	555 0.2	12 1.2	6 0.0	30 1.5	1 0.2	73 0.4	17 0.3	18 0.4	45 0.3	129 0.2	22 2.5	11 0.2	115 0.1	21 0.2	64 0.7	3 0.5	15 0.3	62 0.6	63 0.4	95 1.6	118 1.8	10 0.8	25 1.9	14 0.5	66 12.4			
Lap 6	5	555 0.2	6 1.8	12 0.2	30 1.1	1 0.2	73 0.1	17 0.1	18 0.6	45 0.3	129 0.5	22 2.0	11 0.2	22 0.6	115 0.1	21 0.1	64 0.9	3 0.2	15 0.3	62 0.5	63 0.2	95 2.3	118 1.8	10 1.4	25 1.1	14 1.8	66 12.5		
Lap 7	5	555 0.2	6 1.5	12 0.3	30 1.5	1 0.3	73 0.2	17 0.1	18 0.5	45 0.4	129 0.4	22 1.8	11 0.2	22 1.3	115 0.3	21 0.7	3 0.6	64 0.2	15 0.2	62 0.1	63 0.1	95 2.4	118 1.6	10 1.6	25 0.9	14 3.4	66 12.3		



X30-Junior

Qualifying Heat C-D

Lap Time Analysis

For information purposes. No official / regulatory value

Laps	Sector 1	Sector 2	Sector 3	Lap Time
No.1 CAMARA Sergio				
1	20.542	17.051	16.809	54.402
2	18.955	17.168	16.500	52.623
3	18.721	17.390	16.762	52.873
4	18.597	16.905	16.391	51.893
5	18.363	16.621	16.379	51.363
6	18.276	16.668	16.487	51.431
7	18.240	16.780	16.637	51.657

Laps	Sector 1	Sector 2	Sector 3	Lap Time
No.3 VROMANT Alexandre				
1	21.391	20.541	17.404	59.336
2	19.467	17.297	17.725	54.489
3	18.748	16.860	16.588	52.196
4	18.480	16.770	16.541	51.791
5	18.384	16.630	16.465	51.479
6	18.281	16.549	16.476	51.306
7	18.361	17.207	16.544	52.112

Laps	Sector 1	Sector 2	Sector 3	Lap Time
No.5 PRUDENT Adeline				
1	19.584	17.083	16.889	53.556
2	19.204	16.984	16.592	52.780
3	18.442	16.755	16.422	51.619
4	18.351	16.600	16.362	51.313
5	18.173	16.518	16.385	51.076
6	18.134	16.497	16.302	50.933
7	18.220	16.560	16.692	51.472

Laps	Sector 1	Sector 2	Sector 3	Lap Time
No.6 DEMARQUE Jérémy				
1	20.382	16.981	16.548	53.911
2	19.753	16.975	16.630	53.358
3	18.471	16.709	16.503	51.683
4	18.388	16.782	16.464	51.634
5	18.267	16.612	16.332	51.211
6	18.587	16.637	16.273	51.497
7	18.236	16.617	16.246	51.099

Laps	Sector 1	Sector 2	Sector 3	Lap Time
No.10 POTAIN Jérémy				
1	24.315	18.922	17.211	1:00.448
2	19.295	17.529	17.083	53.907
3	19.069	17.780	17.096	53.945
4	18.927	17.037	16.869	52.833
5	18.633	17.461	17.007	53.101

Laps	Sector 1	Sector 2	Sector 3	Lap Time
6	18.826	17.068	16.663	52.557
7	18.541	16.753	16.597	51.891

Laps	Sector 1	Sector 2	Sector 3	Lap Time
No.11 MARSEROU Vincent				
1	24.976	18.324	17.691	1:00.991
2	19.233	17.105	16.904	53.242
3	18.470	16.625	16.362	51.457
4	18.092	16.563	16.395	51.050
5	18.426	16.807	16.393	51.626
6	18.291	16.468	16.132	50.891
7	18.122	16.424	16.579	51.125

Laps	Sector 1	Sector 2	Sector 3	Lap Time
No.12 DRION Maxime				
1	20.476	17.118	16.434	54.028
2	19.223	17.041	16.555	52.819
3	18.462	16.735	16.510	51.707
4	18.465	16.781	16.433	51.679
5	18.257	16.588	16.484	51.329
6	18.531	16.921	16.407	51.859
7	18.255	16.547	16.340	51.142

Laps	Sector 1	Sector 2	Sector 3	Lap Time
No.14 ZATLOUKAL Michal				
1	26.499	18.159	17.270	1:01.928
2	19.442	17.427	17.135	54.004
3	19.081	17.407	17.233	53.721
4	18.963	17.360	17.041	53.364
5	19.016	17.322	17.063	53.401
6	18.953	17.158	16.983	53.094
7	18.997	17.277	17.110	53.384

Laps	Sector 1	Sector 2	Sector 3	Lap Time
No.15 SARFATI Jean-Noël				
1	24.420	18.517	17.475	1:00.412
2	19.312	17.250	16.945	53.507
3	19.271	16.945	16.642	52.858
4	18.456	16.668	16.487	51.611
5	18.191	16.657	16.374	51.222
6	18.341	16.649	16.390	51.380
7	18.439	16.966	16.852	52.257

Laps	Sector 1	Sector 2	Sector 3	Lap Time
No.17 DALLAMANO Stephano				
1	21.082	17.633	16.598	55.313
2	18.766	17.198	16.718	52.682
3	18.514	16.992	17.187	52.693

Laps	Sector 1	Sector 2	Sector 3	Lap Time
4	18.697	16.759	16.424	51.880
5	18.308	16.581	16.295	51.184
6	18.174	16.478	16.451	51.103
7	18.266	17.125	16.430	51.821

Laps	Sector 1	Sector 2	Sector 3	Lap Time
No.18 HERBLOT Vincent				
1	20.923	18.017	16.786	55.726
2	18.880	17.104	16.647	52.631
3	18.541	16.931	16.630	52.102
4	18.654	16.826	16.562	52.042
5	18.294	16.664	16.426	51.384
6	18.216	16.575	16.342	51.133
7	18.205	16.790	16.955	51.950

Laps	Sector 1	Sector 2	Sector 3	Lap Time
No.21 REICH Fabrizioo				
1	21.041	21.340	17.436	59.817
2	19.130	16.953	16.657	52.740
3	18.482	16.705	16.544	51.731
4	18.328	16.902	16.527	51.757
5	18.707	16.741	16.648	52.096
6	18.481	16.497	16.468	51.446
7	19.116	16.895	16.596	52.607

Laps	Sector 1	Sector 2	Sector 3	Lap Time
No.22 HEIDE Alexander				
1	21.637	19.937	17.005	58.579
2	18.793	17.014	16.667	52.474
3	18.555	16.802	16.610	51.967
4	18.555	16.852	16.658	52.065
5	18.555	17.064	16.595	52.214
6	18.571	16.649	16.483	51.703
7	18.578	16.709	16.577	51.864

Laps	Sector 1	Sector 2	Sector 3	Lap Time
No.25 GODEFROID William				
1	30.621	17.993	17.338	1:05.952
2	19.160	17.440	16.882	53.482
3	18.858	16.951	16.808	52.617
4	18.690	16.920	16.688	52.298
5	18.640	16.953	16.721	52.314
6	18.529	16.711	16.516	51.756
7	18.408	16.741	16.590	51.739

Laps	Sector 1	Sector 2	Sector 3	Lap Time
No.30 PRICE Josh				
1	19.871	17.094	16.593	53.558

X30-Junior

Qualifying Heat C-D Lap Time Analysis

For information purposes. No official / regulatory value

Laps	Sector 1	Sector 2	Sector 3	Lap Time
2	20.476	17.369	16.542	54.387
3	18.467	17.211	16.752	52.430
4	18.352	16.849	16.480	51.681
5	18.298	16.616	16.307	51.221
6	18.389	16.651	16.371	51.411
7	18.231	16.891	16.409	51.531

No.45 TELUK Illia

1	20.889	18.652	16.936	56.477
2	18.912	17.084	16.638	52.634
3	18.650	16.921	16.641	52.212
4	18.450	16.796	16.488	51.734
5	18.442	16.981	16.381	51.804
6	18.513	16.656	16.332	51.501
7	18.273	16.694	16.477	51.444

No.62 KING Bryony

1	21.350	19.678	17.591	58.619
2	20.135	17.223	17.244	54.602
3	19.382	17.013	16.560	52.955
4	18.519	16.662	16.463	51.644
5	18.495	16.715	16.371	51.581
6	18.362	16.611	16.372	51.345
7	18.391	16.836	16.621	51.848

No.63 LESSENNES Benjamin

1	29.138	18.342	17.007	1:04.487
2	18.690	17.048	16.690	52.428
3	18.314	16.747	16.489	51.550
4	18.220	16.613	16.406	51.239
5	18.183	16.895	16.440	51.518
6	18.100	16.821	16.304	51.225
7	18.253	16.858	16.634	51.745

No.64 NERGUTI Alban

1	23.665	18.283	17.529	59.477
2	19.205	17.228	17.098	53.531
3	18.724	16.664	16.510	51.898
4	18.389	16.823	16.586	51.798
5	18.485	16.614	16.549	51.648
6	18.437	16.661	16.492	51.590
7	18.532	17.361	16.740	52.633

No.66 FERRO DIEGO

1	30.091	17.797	17.275	1:05.163
2	18.933	17.260	16.798	52.991
3	29.430	17.604	17.182	1:04.216
4	19.374	17.313	17.024	53.711
5	18.907	17.141	17.347	53.395
6	19.227	17.161	16.823	53.211
7	19.330	17.204	16.681	53.215

No.73 BIELEFELDT Peter

1	20.931	17.129	16.697	54.757
2	19.253	17.010	16.498	52.761
3	18.251	17.967	16.939	53.157
4	18.965	16.860	16.534	52.359
5	18.244	16.515	16.376	51.135
6	18.085	16.561	16.290	50.936
7	18.354	16.628	16.570	51.552

No.95 KERTESZ Mike

1	21.392	23.875	17.269	1:02.536
2	19.024	17.032	16.603	52.659
3	18.652	17.197	16.665	52.514
4	18.503	16.931	16.531	51.965
5	18.529	16.981	16.528	52.038
6	18.389	16.998	16.614	52.001
7	18.479	16.865	16.488	51.832

No.115 BACCONNET Kilian

1	22.957	19.439	17.255	59.651
2	19.013	16.948	16.513	52.474
3	18.409	16.726	16.670	51.805
4	18.261	16.798	16.613	51.672
5	18.937	16.784	16.798	52.519
6	18.302	16.631	16.526	51.459
7	18.805	16.593	16.636	52.034

No.118 LEIST Matheus

1	28.883	18.888	17.445	1:05.216
2	19.177	17.192	16.906	53.275
3	18.658	16.923	16.807	52.388
4	18.456	16.787	16.596	51.839
5	18.523	16.780	16.593	51.896

6	18.503	16.766	16.654	51.923
7	18.491	16.724	16.461	51.676

No.127 BECQ Gauthier

1	25.393	18.043	17.350	1:00.786
2	19.126	17.192	16.691	53.009
3	18.371	16.613	16.304	51.288
4	18.263	16.532	16.405	51.200
5	18.402	16.644	16.554	51.600
6	18.298	16.491	16.224	51.013
7	18.179	16.468	16.552	51.199

No.129 BOLLIER Jules

1	19.700	22.587	16.596	58.883
2	18.734	16.839	16.572	52.145
3	18.349	16.655	16.505	51.509
4	18.345	16.500	16.569	51.414
5	18.379	16.569	16.355	51.303
6	18.159	16.515	16.456	51.130
7	18.142	16.544	16.446	51.132

No.555 ANDLAUER Julien

1	19.459	17.067	17.085	53.611
2	19.342	16.936	16.622	52.900
3	18.442	16.729	16.427	51.598
4	18.310	16.803	16.368	51.481
5	18.117	16.566	16.337	51.020
6	18.097	16.523	16.290	50.910
7	18.190	16.564	16.683	51.437

X30-Junior


Qualifying Heat C-D Starting Grid

Document 10

Subject to scrutineering & sporting investigations

62	KING Bryony RK / X30 / Komet		15		
10	POTAIN Jérémy Kosmic / X30 / Komet		14	14	ZATLOUKAL Michal Praga / X30 / Komet
64	NERGUTI Alban Tony-Kart / X30 / Komet		13	95	KERTESZ Mike LH / X30 / Komet
80	ALMEIDA Gabriel LH / X30 / Komet		12	66	FERRO DIEGO Gillard / X30 / Komet
22	HEIDE Alexander Praga / X30 / Komet		11	25	GODEFROID William Kosmic / X30 / Komet
3	VROMANT Alexandre Zanardi / X30 / Komet		10	18	HERBLOT Vincent Zanardi / X30 / Komet
21	REICH Fabrizio PCR / X30 / Komet		9	15	SARFATI Jean-Noël Tony-Kart / X30 / Komet
45	TELUK Illia Zanardi / X30 / Komet		8	126	BLONDEAU Justin Zanardi / X30 / Komet
1	CAMARA Sergio Art GP / X30 / Komet		7	115	BACCONNET Kilian OK1 / X30 / Komet
17	DALLAMANO Stephano Kosmic / X30 / Komet		6	118	LEIST Matheus LH / X30 / Komet
63	LESSENNES Benjamin Kosmic / X30 / Komet		5	73	BIELEFELDT Peter Ayrton Senna / X30 / Komet
12	DRION Maxime Sodi / X30 / Komet		4	127	BECQ Gauthier Sodi / X30 / Komet
11	MARSEROU Vincent Tony-Kart / X30 / Komet		3	30	PRICE Josh RK / X30 / Komet
129	BOLLIER Jules Kosmic / X30 / Komet		2	6	DEMARQUE Jérémy LH / X30 / Komet
555	ANDLAUER Julien OK1 / X30 / Komet		1	5	PRUDENT Adeline Tony-Kart / X30 / Komet

POLE POSITION



Start : 18/10 - 14:20 7 Laps = 8,750 Km

2013 Iame International Final (FRA) 18-20/10/2013

Page 1 / 1

Timing by Apex Timing

Apex Timing



X30-Junior

Qualifying Heat A-B Results

Document 15

Subject to scrutineering & sporting investigations

Rnk	No.	Entrant	Driver	Nat	Equipment	Laps	Gap	Interv.	Best Lap	Points
1	=	Bonduel Racing	BONDUEL Amaury		Art GP / X30 / Komet	7			50.462	0
2	▲3	Raspatelli Bruno	RASPATELLI Matteo		Kosmic / X30 / Komet	7	0.353	0.353	50.381	2
3	▲1	Lehook Vincent	LEHOUCK Arthur		Tony-kart / X30 / Komet	7	1.790	1.437	50.781	3
4	▲6	Wild Kart Racing Team	HALDER Michelle		Wild Kart / X30 / Komet	7	3.027	1.237	50.645	4
5	▲4	Besler Mehmet	BESLER Berkay		Tony-Kart / X30 / Komet	7	3.299	0.272	50.536	5
6	▲2	Cardoso	CARDOSO Pedro		LH / X30 / Komet	7	3.706	0.407	50.748	6
7	▼1	Magnus Patrick	MAGNUS Gilles		FK / X30 / Komet	7	3.969	0.263	50.851	7
8	▲3	Praga Germany	GLANIA Luis		Praga / X30 / Komet	7	4.145	0.176	50.784	8
9	▼2	Malevaut Sport	FENESTRAZ Sacha		Tony-Kart / X30 / Komet	7	5.612	1.467	51.096	9
10	▲8	Chiesa Corse	ROMANO Bruno		Zanardi / X30 / Komet	7	6.252	0.640	50.984	10
11	▲1	Chiesa Corse	QUEVEDO Kevin		Zanardi / X30 / Komet	7	7.793	1.541	51.272	11
12	▲2	Ykart Competition Team	SOUSA Yohan		Zanardi / X30 / Komet	7	8.719	0.926	50.976	12
13	▲6	Armano Mario	ARMANO Loris		Kosmic / X30 / Komet	7	13.736	5.017	51.452	13
14	▲14	Marie	MARIE François		OK1 / X30 / Komet	7	13.981	0.245	51.682	14
15	▼12	RSD Karting	LAMBERT Anthony		Kosmic / X30 / Komet	7	14.027	0.046	50.998	15
16	▲7	Motocane	RAMOS Miguel		Birel / X30 / Komet	7	14.604	0.577	51.942	16
17	▼4	Praga Racing Kart	SATO Marino		Praga / X30 / Komet	7	15.209	0.605	51.024	17
18	▼1	Praga Germany	DREWING Pascal		Praga / X30 / Komet	7	15.720	0.511	51.316	18
19	▲5	TS Racing	DEPINTO Seve		DR / X30 / Komet	7	15.791	0.071	51.318	19
20	▲5	Karting-club Thun Ob.	FELBER Alessandro		Tony-Kart / X30 / Komet	7	16.395	0.604	51.399	20
21	=	CKIM Salon de Provence	RIQUET Clément		GB / X30 / Komet	7	16.448	0.053	51.825	21
22	▼2	Kartland	CHAPPARD Franck		Praga / X30 / Komet	7	16.690	0.242	51.821	22
23	▼1	Karting Royan Services	BOUVIER Yann		Zanardi / X30 / Komet	7	16.886	0.196	51.366	23
24	▲6	Capello	CAPPELLO Christopher		Praga / X30 / Komet	7	17.543	0.657	51.766	24
25	▲2	Bouchabke Imad	BOUCHABKE Rubens		CRG / X30 / Komet	7	21.300	3.757	52.483	25
26	▼11	Dischner Racing	DINGERT Vivien		Top-Kart / X30 / Komet	7	23.020	1.720	51.288	26
27	▼11	FAE Motorentechnik	PFUFF Marco		Mach 1 / X30 / Komet	7	31.512	8.492	51.350	27
28	▼2	DGM Racing	DELGADO Gabriel		Gillard / X30 / Komet	6	1 Lap	1 Lap	52.181	28
29	▼27	Potty Samuel	POTTY Maxime		? / X30 / Komet	3	4 Laps	3 Laps	51.609	29

Not Classified

	9	Super Winforce RT	OTA Kakunoshin		Super Winforce / X30 / Komet		DNS			31
--	---	-------------------	----------------	--	------------------------------	--	-----	--	--	----

Leaders : No.42 BONDUEL Amaury (1-7)

Start Time : 18/10 - 14:03:55

Best Lap : No.110 RASPATELLI Matteo 50.381 89,31 Kph

Weather : Sunny Air : 16°C Track : Dry

Event Record : No.42 BONDUEL Amaury 50.024 89,95 Kph

2013 Iame International Final (FRA) 18-20/10/2013

Timing by Apex Timing

Apex Timing





X30-Junior

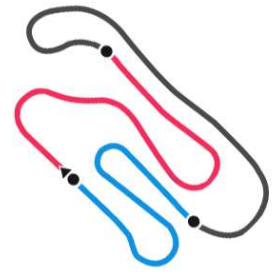
Qualifying Heat A-B

For information purposes. No official / regulatory value

Lap Chart

	1	2	3	4	5	6	7	8	9	10	11	12	13	14	15	16	17	18	19	20	21	22	23	24	25	26	27	28	29	30
Grid	42	88	113	111	110	27	2	43	33	7	41	82	8	212	4	35	31	81	44	34	19	77	16	214	911	23	40	60	23	26
Start	42	88	113	111	110	27	43	2	7	33	41	8	82	4	212	35	31	81	44	34	16	77	214	23	911	60	40	26	19	
Lap 1 Interval	42	111 0.8	110 0.2	27 0.2	7 0.4	2 0.4	33 0.1	43 0.2	31 0.6	41 0.2	82 0.2	8 0.3	212 0.1	4 0.2	35 0.2	44 0.0	16 0.3	34 0.2	60 1.7	88 0.2	911 0.4	23 0.3	19 0.1	40 0.6	26 0.0	113 0.0	77 0.2	214 0.9	4 6.1	
Lap 2	42	110 0.8	111 0.3	27 0.0	7 0.2	33 0.6	43 0.1	2 0.6	41 0.3	82 0.8	81 0.2	31 0.4	212 0.1	35 0.2	44 0.1	34 0.0	8 0.1	16 0.3	88 1.0	60 0.5	911 0.2	19 1.6	23 0.3	113 0.0	77 0.2	26 0.2	214 0.2	40 0.5	4 6.1	
Lap 3	42	110 0.7	111 0.2	7 0.7	27 0.1	33 0.3	43 0.3	41 0.9	2 0.2	81 1.1	82 0.3	212 1.4	34 1.0	44 0.1	16 0.1	88 0.3	60 0.1	8 0.1	911 0.1	31 1.5	19 0.1	113 0.2	214 1.3	26 0.2	77 0.5	40 0.7	4 5.3	35 7.4	23 49.9	
Lap 4	42	110 0.7	111 0.3	7 1.0	27 0.0	33 0.2	43 0.2	41 1.0	2 0.4	81 0.9	82 0.5	212 1.6	44 2.2	16 0.1	60 0.2	911 1.3	34 0.3	8 0.1	113 0.0	19 0.1	31 1.1	214 0.1	26 0.3	77 0.1	40 1.6	4 4.8	35 8.2	23 49.9		
Lap 5	42	110 0.7	111 0.4	7 1.3	33 0.3	43 0.5	27 0.1	41 0.3	2 0.8	81 0.8	82 0.8	212 1.5	16 3.0	60 0.5	44 0.1	911 0.3	34 0.9	113 0.0	8 0.2	19 0.1	31 0.4	214 0.2	26 0.9	77 0.2	40 2.0	4 4.2	35 8.1	23 50.5		
Lap 6	42	110 0.4	111 0.7	7 1.1	33 0.2	43 0.7	27 0.2	41 0.2	2 1.1	81 0.6	82 1.3	212 1.2	16 3.9	44 0.0	60 0.4	911 0.3	113 0.0	8 0.2	31 1.3	214 0.1	19 0.1	34 0.2	77 0.6	26 0.2	40 2.7	4 3.2	35 8.4	23 50.9		
Lap 7	42	110 0.3	111 1.4	7 1.2	33 0.2	43 0.4	27 0.2	41 0.1	2 1.4	81 0.6	82 1.5	212 0.9	44 5.0	60 0.2	113 0.0	16 0.5	8 0.6	31 0.5	214 0.0	911 0.6	19 0.0	34 0.2	77 0.1	26 0.6	40 3.7	4 1.7	35 8.4			





X30-Junior

Qualifying Heat A-B

Lap Time Analysis

For information purposes. No official / regulatory value

Laps	Sector 1	Sector 2	Sector 3	Lap Time	Laps	Sector 1	Sector 2	Sector 3	Lap Time	Laps	Sector 1	Sector 2	Sector 3	Lap Time
No.2 FENESTRAZ Sacha					6 18.542 16.921 16.551 52.014					5 18.254 16.750 16.312 51.316				
1	19.967	16.889	16.665	53.521	7 18.715 17.393 16.764 52.872					6 18.578 16.811 16.408 51.797				
2	19.065	16.773	16.471	52.309	No.19 RIQUET Clément					No.33 BESLER Berkey				
3	18.335	16.662	16.750	51.747	1	19.873	18.015	17.067	54.955	1 20.203 16.952 16.411 53.566				
4	18.268	16.554	16.379	51.201	2	18.978	17.450	16.605	53.033	2 18.433 16.610 16.300 51.343				
5	18.272	16.552	16.398	51.222	3	18.469	16.911	16.445	51.825	3 18.255 16.458 16.318 51.031				
6	18.244	16.539	16.313	51.096	4	18.490	17.039	16.745	52.274	4 18.211 16.412 16.366 50.989				
7	18.210	16.592	16.317	51.119	5	18.862	16.810	16.408	52.080	5 18.356 16.502 16.260 51.118				
No.4 DINGERT Vivien					6 19.223 16.798 16.476 52.497					6 18.026 16.349 16.161 50.536				
1	32.529	17.534	17.010	1:07.073	7 18.290 16.694 16.850 51.834					7 18.021 16.819 16.397 51.237				
2	19.042	17.186	16.628	52.856	No.23 DELGADO Gabriel					No.34 CHAPPARD Franck				
3	18.755	16.959	16.749	52.463	1	21.729	18.856	17.589	58.174	1 21.583 17.344 16.781 55.708				
4	18.777	16.744	16.578	52.099	2	19.004	17.703	16.827	53.534	2 18.430 16.894 16.587 51.911				
5	18.403	16.971	16.480	51.854	3	1:23.000	17.433	16.915	1:57.348	3 19.088 16.811 17.169 53.068				
6	18.316	16.693	16.496	51.505	4	19.034	17.101	16.787	52.922	4 19.820 17.727 17.162 54.709				
7	18.318	16.578	16.392	51.288	5	18.668	16.902	16.772	52.342	5 18.440 16.857 16.661 51.958				
No.7 HALDER Michelle					6 18.709 16.890 16.582 52.181					6 19.292 16.862 17.085 53.239				
1	19.678	16.750	16.628	53.056	No.26 CAPPELLO Christopher					7 18.426 16.682 16.713 51.821				
2	18.370	16.509	16.386	51.265	1	22.197	18.436	17.530	58.163	No.35 PFAFF Marco				
3	18.176	16.664	16.391	51.231	2	19.160	17.361	16.780	53.301	1 21.490 17.119 16.730 55.339				
4	18.246	16.474	16.401	51.121	3	18.777	17.287	16.606	52.670	2 18.593 16.795 16.883 52.271				
5	18.371	16.420	16.346	51.137	4	18.573	16.885	16.701	52.159	3 18.509 16.992 16.576 1:12.077				
6	18.036	16.330	16.279	50.645	5	18.795	16.673	16.535	52.003	4 19.156 17.059 16.746 52.961				
7	18.070	16.819	16.284	51.173	6	18.424	17.132	16.490	52.046	5 18.558 16.720 16.458 51.736				
No.8 SATO Marino					7 18.496 16.720 16.550 51.766					6 18.369 16.791 16.625 51.785				
1	20.406	17.351	17.303	55.060	No.27 MAGNUS Gilles					7 18.330 16.640 16.380 51.350				
2	18.621	17.998	16.647	53.266	1	19.719	16.774	16.363	52.856	No.40 BOUCHABKE Rubens				
3	18.636	16.777	18.397	53.810	2	18.391	16.762	16.277	51.430	1 21.706 19.181 17.580 58.467				
4	19.514	17.397	17.010	53.921	3	18.222	17.011	16.383	51.616	2 19.620 17.654 16.895 54.169				
5	18.867	16.824	16.432	52.123	4	18.228	16.451	16.363	51.042	3 19.191 17.186 16.823 53.200				
6	18.385	16.415	16.224	51.024	5	18.732	16.950	16.433	52.115	4 18.747 17.148 16.706 52.601				
7	18.800	17.187	16.261	52.248	6	18.181	16.435	16.235	50.851	5 18.809 17.006 16.700 52.515				
No.16 RAMOS Miguel					7 18.062 16.484 16.315 50.861					6 18.642 17.073 16.768 52.483				
1	21.162	17.223	16.893	55.278	No.31 DREWING Pascal					7 18.841 17.140 16.809 52.790				
2	18.876	17.052	16.793	52.721	1	19.999	17.230	16.605	53.834	No.41 GLANIA Luis				
3	18.881	16.770	17.147	52.798	2	18.430	17.109	17.823	53.362	1 20.681 17.064 16.663 54.408				
4	19.078	16.796	16.642	52.516	3	18.616	17.514	20.314	56.444	2 18.447 16.815 16.268 51.530				
5	18.398	17.077	16.467	51.942	4	19.742	17.094	16.708	53.544					

X30-Junior

Qualifying Heat A-B

Lap Time Analysis

For information purposes. No official / regulatory value

Laps	Sector 1	Sector 2	Sector 3	Lap Time
3	18.160	16.607	16.364	51.131
4	18.180	16.492	16.309	50.981
5	18.150	16.399	16.311	50.860
6	18.098	16.418	16.268	50.784
7	18.100	16.341	16.348	50.789

No.42 BONDUEL Amaury

1	18.841	16.862	16.442	52.145
2	18.420	16.661	16.301	51.382
3	18.236	16.565	16.169	50.970
4	18.174	16.484	16.115	50.773
5	18.176	16.547	16.086	50.809
6	18.106	16.528	16.170	50.804
7	17.978	16.464	16.020	50.462

No.43 CARDOSO Pedro

1	20.505	16.990	16.477	53.972
2	18.371	16.601	16.351	51.323
3	18.181	16.520	16.497	51.198
4	18.182	16.524	16.206	50.912
5	18.351	16.661	16.397	51.409
6	18.081	16.493	16.174	50.748
7	18.104	16.550	16.217	50.871

No.44 ARMANO Loris

1	21.088	17.076	16.998	55.162
2	18.820	16.842	16.739	52.401
3	19.411	16.704	17.195	53.310
4	18.988	16.831	16.698	52.517
5	18.575	17.258	16.910	52.743
6	18.364	16.691	16.397	51.452
7	18.767	16.695	16.452	51.914

No.60 MARIE François

1	21.604	18.473	16.683	56.760
2	18.977	16.863	16.500	52.340
3	18.450	16.826	16.450	51.726
4	18.875	16.823	16.509	52.207
5	18.609	17.064	16.596	52.269
6	18.546	16.847	16.644	52.037
7	18.490	16.761	16.431	51.682

No.77 BOUVIER Yann

1	21.585	20.624	17.149	59.358
2	19.048	16.978	16.802	52.828
3	20.064	16.858	16.537	53.459
4	18.372	16.796	16.533	51.701
5	18.960	16.645	16.510	52.115
6	18.342	16.785	16.428	51.555
7	18.198	16.572	16.596	51.366

No.81 ROMANO Bruno

1	20.629	17.202	16.780	54.611
2	18.812	16.776	16.463	52.051
3	18.306	16.694	16.334	51.334
4	18.328	16.512	16.219	51.059
5	18.230	16.471	16.354	51.055
6	18.191	16.520	16.273	50.984
7	18.147	16.520	16.393	51.060

No.82 QUEVEDO Kevin

1	20.753	17.097	16.718	54.568
2	18.373	16.750	17.014	52.137
3	18.366	17.078	16.457	51.901
4	18.302	16.682	16.316	51.300
5	18.283	16.617	16.463	51.363
6	18.432	16.691	16.338	51.461
7	18.379	16.639	16.254	51.272

No.88 POTTY Maxime

1	24.396	17.954	16.640	58.990
2	18.511	16.659	16.439	51.609
3	18.114	16.566	17.408	52.088

No.110 RASPATELLI Matteo

1	19.475	16.791	16.375	52.641
2	18.335	16.591	16.328	51.254
3	18.203	16.400	16.247	50.850
4	18.152	16.379	16.238	50.769
5	18.047	16.479	16.234	50.760
6	17.978	16.370	16.187	50.535
7	17.941	16.299	16.141	50.381

No.111 LEHOUCQ Arthur

1	19.323	16.822	16.412	52.557
2	18.251	16.981	16.574	51.806
3	18.106	16.531	16.157	50.794
4	18.137	16.466	16.178	50.781
5	18.080	16.598	16.189	50.867
6	18.072	16.538	16.281	50.891
7	18.078	16.548	16.424	51.050

No.113 LAMBERT Anthony

1	26.231	17.396	17.005	1:00.632
2	18.752	17.245	16.773	52.770
3	18.635	16.575	16.386	51.596
4	18.436	16.756	16.666	51.858
5	18.663	16.742	16.464	51.869
6	18.295	16.500	16.203	50.998
7	18.241	16.686	16.379	51.306

No.212 SOUSA Yohan

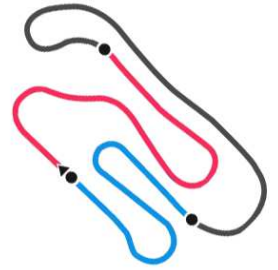
1	21.017	17.193	16.957	55.167
2	19.002	16.801	16.534	52.337
3	18.616	17.219	16.637	52.472
4	18.412	16.667	16.418	51.497
5	18.320	16.583	16.385	51.288
6	18.327	16.460	16.304	51.091
7	18.202	16.462	16.312	50.976

No.214 DEPINTO Seve

1	21.382	21.962	16.849	1:00.193
2	18.589	17.063	16.699	52.351
3	18.669	16.971	16.542	52.182
4	18.513	16.764	16.748	52.025
5	18.422	16.543	16.473	51.438
6	18.453	16.755	16.479	51.687
7	18.222	16.775	16.321	51.318

No.911 FELBER Alessandro

1	21.752	19.103	16.879	57.734
2	18.695	16.734	16.458	51.887
3	18.354	16.848	16.574	51.776
4	19.070	17.482	16.682	53.234
5	18.304	16.666	16.429	51.399



X30-Junior

Qualifying Heat A-B Lap Time Analysis

For information purposes. No official / regulatory value

Laps	Sector 1	Sector 2	Sector 3	Lap Time
6	18.271	16.891	16.802	51.964
7	18.981	17.478	17.250	53.709



X30-Junior


Qualifying Heat A-B Starting Grid

Document 9

Subject to scrutineering & sporting investigations

9	OTA Kakunoshin Super Winforce / X30 / Komet		15	26	CAPPELLO Christopher Praga / X30 / Komet	
40	BOUCHABKE Rubens CRG / X30 / Komet		14	60	MARIE François OK1 / X30 / Komet	
911	FELBER Alessandro Tony-Kart / X30 / Komet		13	23	DELGADO Gabriel Gillard / X30 / Komet	
16	RAMOS Miguel Birel / X30 / Komet		12	214	DEPINTO Seve DR / X30 / Komet	
19	RIQUET Clément GB / X30 / Komet		11	77	BOUVIER Yann Zanardi / X30 / Komet	
44	ARMANO Loris Kosmic / X30 / Komet		10	34	CHAPPARD Franck Praga / X30 / Komet	
31	DREWING Pascal Praga / X30 / Komet		9	81	ROMANO Bruno Zanardi / X30 / Komet	
4	DINGERT Vivien Top-Kart / X30 / Komet		8	35	PFAFF Marco Mach 1 / X30 / Komet	
8	SATO Marino Praga / X30 / Komet		7	212	SOUSA Yohan Zanardi / X30 / Komet	
41	GLANIA Luis Praga / X30 / Komet		6	82	QUEVEDO Kevin Zanardi / X30 / Komet	
33	BESLER Berkay Tony-Kart / X30 / Komet		5	7	HALDER Michelle Wild Kart / X30 / Komet	
2	FENESTRAZ Sacha Tony-Kart / X30 / Komet		4	43	CARDOSO Pedro LH / X30 / Komet	
110	RASPATELLI Matteo Kosmic / X30 / Komet		3	27	MAGNUS Gilles FK / X30 / Komet	
113	LAMBERT Anthony Kosmic / X30 / Komet		2	111	LEHOUCK Arthur Tony-kart / X30 / Komet	
42	BONDUEL Amaury Art GP / X30 / Komet		1	88	POTTY Maxime ? / X30 / Komet	

POLE POSITION



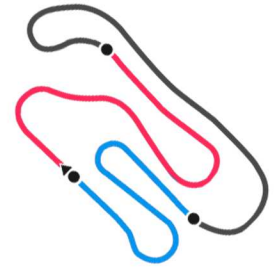
Start : 18/10 - 14:00 7 Laps = 8,750 Km

2013 Iame International Final (FRA) 18-20/10/2013

Page 1 / 1

Timing by Apex Timing

Apex Timing



QUALIFYING PRACTICE

IAME
INTERNATIONAL FINAL

JOIN THE EVENT OF THE YEAR!

October 17th/20st - 2013

ACTUA
CIRCUIT DE LYON

WWW.X30WORLD.COM/IAME.INTERNATIONAL.FINAL

INFO: K.C. Pays d'Olmès et Mirepoix - Karting Circuit La Plana - 09600 Algaes-Yves - France
Mail: victoryconcept@hotmail.com - Phone: +33 (0)5 63 54 86 74 / +33 (0)6 85 10 95 92

OFFICIAL SPONSOR

freem komet IAME The heart of kart stilo WZAD OIL





X30-Junior

Qualifying Practice (QP) Results

Document 8.1 OFFICIAL

Subject to scrutineering & sporting investigations

Rnk	No.	Entrant	Driver	Nat	Equipment	QPS1	QPS2	Time	Gap	Laps	Group
1	42	Bonduel Racing	BONDUEL Amaury	FRA	Art GP / X30 / Komet	-	50.024	50.024		12	A
2	88	Potty Samuel	POTTY Maxime	BEL	? / X30 / Komet	-	50.061	50.061	0.037	11	B
3	555	Action Karting	ANDLAUER Julien	FRA	OK1 / X30 / Komet	-	50.142	50.142	0.118	12	C
4	5	Prudent Frédéric	PRUDENT Adeline	FRA	Tony-Kart / X30 / Komet	50.220	-	50.220	0.196	12	D
5	113	RSD Karting	LAMBERT Anthony	BEL	Kosmic / X30 / Komet	-	50.250	50.250	0.226	12	A
6	111	Lehooock Vincent	LEHOUCK Arthur	FRA	Tony-kart / X30 / Komet	-	50.250	50.250	0.226	12	B
7	129	Bollier Romain	BOLLIER Jules	FRA	Kosmic / X30 / Komet	-	50.306	50.306	0.282	11	C
8	6	Demarque	DEMARQUE Jérémy	FRA	LH / X30 / Komet	-	50.332	50.332	0.308	12	D
9	110	Raspatelli Bruno	RASPATELLI Matteo	BEL	Kosmic / X30 / Komet	50.345	-	50.345	0.321	11	A
10	27	Magnus Patrick	MAGNUS Gilles	BEL	FK / X30 / Komet	-	50.345	50.345	0.321	12	B
11	11	Marserou Jeff	MARSEROU Vincent	FRA	Tony-Kart / X30 / Komet	-	50.366	50.366	0.342	12	C
12	30	JM Racing	PRICE Josh	GBR	RK / X30 / Komet	-	50.468	50.468	0.444	11	D
13	2	Malevaut Sport	FENESTRAZ Sacha	FRA	Tony-Kart / X30 / Komet	-	50.495	50.495	0.471	12	A
14	43	Cardoso	CARDOSO Pedro	BRA	LH / X30 / Komet	50.514	-	50.514	0.490	11	B
15	12	Drion	DRION Maxime	BEL	Sodi / X30 / Komet	50.515	-	50.515	0.491	12	C
16	127	Ludo Racing	BECQ Gauthier	FRA	Sodi / X30 / Komet	50.519	-	50.519	0.495	11	D
17	33	Besler Mehmet	BESLER Berkay	TUR	Tony-Kart / X30 / Komet	50.540	-	50.540	0.516	11	A
18	7	Wild Kart Racing Team	HALDER Michelle	DEU	Wild Kart / X30 / Komet	50.557	-	50.557	0.533	12	B
19	63	VDK Racing	LESSENNES Benjamin	BEL	Kosmic / X30 / Komet	-	50.572	50.572	0.548	11	C
20	73	Bielefeldt Bjarne	BIELEFELDT Peter	DNK	Ayrton Senna / X30 / Komet	-	50.587	50.587	0.563	12	D
21	41	Praga Germany	GLANIA Luis	DEU	Praga / X30 / Komet	50.604	-	50.604	0.580	12	A
22	82	Chiesa Corse	QUEVEDO Kevin	ARG	Zanardi / X30 / Komet	50.606	-	50.606	0.582	12	B
23	17	Idéal Kart	DALLAMANO Stephano	FRA	Kosmic / X30 / Komet	50.607	-	50.607	0.583	12	C
24	118	Leist	LEIST Matheus	BRA	LH / X30 / Komet	-	50.641	50.641	0.617	11	D
25	8	Praga Racing Kart	SATO Marino	JPN	Praga / X30 / Komet	50.647	-	50.647	0.623	12	A
26	212	Ykart Competition Team	SOUSA Yohan	PRT	Zanardi / X30 / Komet	-	50.695	50.695	0.671	12	B
27	1	Art GP	CAMARA Sergio	BRA	Art GP / X30 / Komet	-	50.704	50.704	0.680	11	C
28	115	Kilian Team Karting	BACCONNET Kilian	FRA	OK1 / X30 / Komet	-	50.726	50.726	0.702	12	D
29	4	Dischner Racing	DINGERT Vivien	DEU	Top-Kart / X30 / Komet	50.736	-	50.736	0.712	12	A
30	35	FAE Motorentechnik	PFAFF Marco	DEU	Mach 1 / X30 / Komet	50.741	-	50.741	0.717	12	B
31	45	Teluk	TELUK Illia	UKR	Zanardi / X30 / Komet	50.758	-	50.758	0.734	12	C
32	126	DCK Karting	BLONDEAU Justin	BEL	Zanardi / X30 / Komet	50.766	-	50.766	0.742	12	D
33	31	Praga Germany	DREWING Pascal	DEU	Praga / X30 / Komet	50.801	-	50.801	0.777	12	A
34	81	Chiesa Corse	ROMANO Bruno	ARG	Zanardi / X30 / Komet	-	50.846	50.846	0.822	12	B
35	21	Scuderia PCR Swiss	REICH Fabrizio	CHE	PCR / X30 / Komet	50.850	-	50.850	0.826	12	C
36	15	JSP Racing Team	SARFATI Jean-Noël	FRA	Tony-Kart / X30 / Komet	50.889	-	50.889	0.865	11	D
37	44	Armano Mario	ARMANO Loris	LUX	Kosmic / X30 / Komet	50.898	-	50.898	0.874	12	A
38	34	Kartland	CHAPPARD Franck	FRA	Praga / X30 / Komet	50.903	-	50.903	0.879	12	B
39	3	Vromant Pierre-Alain	VROMANT Alexandre	FRA	Zanardi / X30 / Komet	50.914	-	50.914	0.890	12	C
40	18	Herblot Olivier	HERBLOT Vincent	FRA	Zanardi / X30 / Komet	-	50.954	50.954	0.930	12	D

Gap Between Series : 100.39%

2013 Iame International Final (FRA) 18-20/10/2013

Timing by Apex Timing

Apex Timing





X30-Junior

Qualifying Practice (QP) Results

Document 8.1 OFFICIAL

Subject to scrutineering & sporting investigations

Rnk	No.	Entrant	Driver	Nat	Equipment	QPS1	QPS2	Time	Gap	Laps	Group
41	19	CKIM Salon de Provence	RIQUET Clément		GB / X30 / Komet	-	51.004	51.004	0.980	11	A
42	77	Karting Royan Services	BOUVIER Yann		Zanardi / X30 / Komet	51.004	-	51.004	0.980	12	B
43	22	Praga Germany	HEIDE Alexander		Praga / X30 / Komet	51.047	-	51.047	1.023	12	C
44	25	VDK Racing	GODEFROID William		Kosmic / X30 / Komet	-	51.096	51.096	1.072	11	D
45	16	Motocane	RAMOS Miguel		Birel / X30 / Komet	-	51.105	51.105	1.081	11	A
46	214	TS Racing	DEPINTO Seve		DR / X30 / Komet	-	51.187	51.187	1.163	11	B
47	80	Leao Almeida	ALMEIDA Gabriel		LH / X30 / Komet	-	51.211	51.211	1.187	11	C
48	66	PDB Racing Team	FERRO DIEGO		Gillard / X30 / Komet	51.229	-	51.229	1.205	11	D
49	911	Karting-club Thun Ob.	FELBER Alessandro		Tony-Kart / X30 / Komet	-	51.354	51.354	1.330	11	A
50	23	DGM Racing	DELGADO Gabriel		Gillard / X30 / Komet	51.439	-	51.439	1.415	11	B
51	64	Nergutti Compétition	NERGUTI Alban		Tony-Kart / X30 / Komet	51.488	-	51.488	1.464	11	C
52	95	Kertesz	KERTESZ Mike		LH / X30 / Komet	51.520	-	51.520	1.496	12	D
53	40	Bouchabke Imad	BOUCHABKE Rubens		CRG / X30 / Komet	-	51.789	51.789	1.765	11	A
54	60	Marie	MARIE François		OK1 / X30 / Komet	51.878	-	51.878	1.854	11	B
55	10	Potain	POTAIN Jérémy		Kosmic / X30 / Komet	-	52.442	52.442	2.418	3	C
56	14	Praga Kart Racing	ZATLOUKAL Michal		Praga / X30 / Komet	53.092	-	53.092	3.068	11	D

Not Classified

	9	Super Winforce RT	OTA Kakunoshin		Super Winforce / X30 / Komet	-	No Time				A
	26	Capello	CAPPELLO Christopher		Praga / X30 / Komet	-	Excluded				B
	62	JM Racing	KING Bryony		RK / X30 / Komet	Excluded	-				C

Gap Between Series : 100.39%

2013 Iame International Final (FRA) 18-20/10/2013

Timing by Apex Timing

Apex Timing





X30-Junior

Qualifying Practice Series 2 (QPS2) Results

Document 7.1

Subject to scrutineering & sporting investigations

Rnk	No.	Entrant	Driver	Nat	Equipment	Sector 1	Sector 2	Sector 3	Time	Gap	Laps
1	42	Bonduel Racing	BONDUEL Amaury	FRA	Art GP / X30 / Komet	17.841	16.246	15.937	50.024		12
2	88	Potty Samuel	POTTY Maxime	BEL	? / X30 / Komet	17.927	16.177	15.957	50.061	0.037	11
3	555	Action Karting	ANDLAUER Julien	FRA	OK1 / X30 / Komet	17.868	16.334	15.940	50.142	0.118	12
4	113	RSD Karting	LAMBERT Anthony	BEL	Kosmic / X30 / Komet	17.905	16.339	16.006	50.250	0.226	12
5	111	Lehooock Vincent	LEHOUCK Arthur	FRA	Tony-kart / X30 / Komet	17.929	16.320	16.001	50.250	0.226	12
6	129	Bollier Romain	BOLLIER Jules	FRA	Kosmic / X30 / Komet	17.970	16.326	16.010	50.306	0.282	11
7	6	Demarque	DEMARQUE Jérémy	FRA	LH / X30 / Komet	17.964	16.280	16.088	50.332	0.308	12
8	27	Magnus Patrick	MAGNUS Gilles	BEL	FK / X30 / Komet	17.983	16.330	16.032	50.345	0.321	12
9	11	Marserou Jeff	MARSEROU Vincent	FRA	Tony-Kart / X30 / Komet	17.963	16.340	16.063	50.366	0.342	12
10	30	JM Racing	PRICE Josh	GBR	RK / X30 / Komet	17.987	16.399	16.082	50.468	0.444	11
11	2	Malevaut Sport	FENESTRAZ Sacha	FRA	Tony-Kart / X30 / Komet	18.057	16.295	16.143	50.495	0.471	12
12	63	VDK Racing	LESSENNES Benjamin	BEL	Kosmic / X30 / Komet	18.012	16.433	16.127	50.572	0.548	11
13	73	Bielefeldt Bjarne	BIELEFELDT Peter	DNK	Ayrton Senna / X30 / Komet	18.161	16.328	16.098	50.587	0.563	12
14	118	Leist	LEIST Matheus	BRA	LH / X30 / Komet	18.043	16.444	16.154	50.641	0.617	11
15	212	Ykart Competition Team	SOUSA Yohan	PRT	Zanardi / X30 / Komet	18.100	16.358	16.237	50.695	0.671	12
16	1	Art GP	CAMARA Sergio	BRA	Art GP / X30 / Komet	18.063	16.502	16.139	50.704	0.680	11
17	115	Kilian Team Karting	BACCONNET Kilian	FRA	OK1 / X30 / Komet	18.034	16.463	16.229	50.726	0.702	12
18	81	Chiesa Corse	ROMANO Bruno	ARG	Zanardi / X30 / Komet	18.223	16.443	16.180	50.846	0.822	12
19	18	Herblot Olivier	HERBLOT Vincent	FRA	Zanardi / X30 / Komet	18.100	16.588	16.266	50.954	0.930	12
20	19	CKIM Salon de Provence	RIQUET Clément	FRA	GB / X30 / Komet	18.167	16.492	16.345	51.004	0.980	11
21	25	VDK Racing	GODEFROID William	BEL	Kosmic / X30 / Komet	18.220	16.551	16.325	51.096	1.072	11
22	16	Motocane	RAMOS Miguel	PRT	Birel / X30 / Komet	18.248	16.531	16.326	51.105	1.081	11
23	214	TS Racing	DEPINTO Seve	USA	DR / X30 / Komet	18.230	16.693	16.264	51.187	1.163	11
24	80	Leao Almeida	ALMEIDA Gabriel	BRA	LH / X30 / Komet	18.295	16.596	16.320	51.211	1.187	11
25	911	Karting-club Thun Ob.	FELBER Alessandro	CHE	Tony-Kart / X30 / Komet	18.293	16.706	16.355	51.354	1.330	11
26	40	Bouchabke Imad	BOUCHABKE Rubens	LBN	CRG / X30 / Komet	18.484	16.883	16.422	51.789	1.765	11
27	10	Potain	POTAIN Jérémy	FRA	Kosmic / X30 / Komet	18.767	16.974	16.701	52.442	2.418	3

Not Classified

	9	Super Winforce RT	OTA Kakunoshin	JPN	Super Winforce / X30 / Komet				No Time		
	26	Capello	CAPPELLO Christopher	FRA	Praga / X30 / Komet	18.255	16.431	16.221	Excluded		

No.26 CAPPELLO Christopher : Excluded for technical non conformity. According to Stewards' Decision No.6.

Start Time : 18/10 - 10:52:12

Best Lap : No.42 BONDUEL Amaury

50.024 89,95 Kph

Weather : Sunny Air : 13°C Track : Dry

Previous Event Record : No.5 PRUDENT Adeline

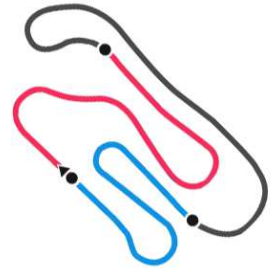
50.220 89,60 Kph

2013 Iame International Final (FRA) 18-20/10/2013

Timing by Apex Timing

Apex Timing





DOCUMENT N° 6
DÉCISION DES COMMISSAIRES SPORTIFS
STEWARDS' DECISION

PÉNALITÉ INFLIGÉE AU CONCURRENT (NOM) : **Capello**
 PENALTY INFLICTED UPON THE ENTRANT (NAME):
 NATIONALITÉ / NATIONALITY:
 N°: **26** PILOTE : **CAPPELLO Christopher**
 No.: DRIVER :

Concerne la partie de l'Épreuve : **X30-Junior - Qualifying Practice Series 2**
 Concerns the part of the event:

ÉNONCÉ / STATEMENT:
Exclusion from the above Heat/Race/Session concerned

MOTIF / REASON:
 After the session concerned, the kart was checked with technical non conformity regarding Spark (reported by the Technical Delegate). Having considered the report from Technical Delegate and after hearing the Entrant concerned, the Steward feel that this fact contravenes art 2.16 and 2.17 CIK Technical Regulations. The Steward take this decision in accordance with art 152 and 153 FIA International Sporting Code.

Décision annoncée Date / Date: **18/10/2013** Heure / Time: **11:43**
Decision announced

Nom / Name Signature

Président du Collège / Chairman of the Panel:
Bernard Navarro (FRA) :

Membres du Collège / Members of the Panel:
Hervé Lemenager (FRA) :

Jean-Claude Sanchez (FRA) :

NOTIFICATION AU CONCURRENT CONCERNÉ / NOTIFICATION TO THE RELEVANT ENTRANT

Je soussigné :
I undersigned: Nom personnel / personal name

Représentant du Concurrent : **Capello**
Representing the Entrant: Nom du Concurrent / Entrant's name

Certifie avoir reçu notification du document N° **6** des Commissaires Sportifs de l'Épreuve.
Certify that I have been notified of document No. by the Stewards of the Meeting.

Date : Heure / Time: Signature :



X30-Junior

Qualifying Practice Series 2 (QPS2)

For information purposes. No official / regulatory value

Best Sectors Analysis

S1			S2			S3			Ideal Lap Times						
Rnk	No.	Time	Rnk	No.	Time	Rnk	No.	Time	Rnk	No.	Driver	Nat	Ideal Lap	Best Lap	Diff.
1	42	17.840	1	88	16.164	1	42	15.898	1	42	BONDUEL Amaury	FRA	49.967	50.024	0.057
2	555	17.868	2	42	16.229	2	555	15.940	2	88	POTTY Maxime	BEL	50.048	50.061	0.013
3	129	17.876	3	129	16.257	3	88	15.957	3	555	ANDLAUER Julien	FRA	50.104	50.142	0.038
4	111	17.904	4	113	16.262	4	113	15.965	4	113	LAMBERT Anthony	BEL	50.132	50.250	0.118
5	113	17.905	5	2	16.266	5	111	15.997	5	129	BOLLIER Jules	FRA	50.143	50.306	0.163
6	88	17.927	6	6	16.280	6	129	16.010	6	111	LEHOUCK Arthur	FRA	50.221	50.250	0.029
7	6	17.933	7	555	16.296	7	27	16.032	7	6	DEMARQUE Jérémy	FRA	50.251	50.332	0.081
8	11	17.963	8	30	16.313	8	6	16.038	8	11	MARSEROU Vincent	FRA	50.341	50.366	0.025
9	63	17.981	9	11	16.315	9	11	16.063	9	27	MAGNUS Gilles	BEL	50.345	50.345	
10	27	17.983	10	111	16.320	10	30	16.082	10	30	PRICE Josh	GBR	50.382	50.468	0.086
11	30	17.987	11	73	16.328	11	73	16.098	11	2	FENESTRAZ Sacha	FRA	50.438	50.495	0.057
12	115	18.008	12	27	16.330	12	63	16.127	12	73	BIELEFELDT Peter	DNK	50.439	50.587	0.148
13	73	18.013	13	212	16.340	13	115	16.139	13	63	LESSENNES Benjamin	BEL	50.508	50.572	0.064
14	2	18.029	14	118	16.361	13	1	16.139	14	115	BACCONNET Kilian	FRA	50.530	50.726	0.196
15	118	18.043	15	115	16.383	15	2	16.143	15	118	LEIST Matheus	BRA	50.558	50.641	0.083
16	1	18.056	16	63	16.400	16	118	16.154	16	212	SOUSA Yohan	PRT	50.617	50.695	0.078
17	18	18.084	17	81	16.443	17	212	16.177	17	1	CAMARA Sergio	BRA	50.679	50.704	0.025
18	212	18.100	18	1	16.484	18	81	16.180	18	81	ROMANO Bruno	ARG	50.726	50.846	0.120
19	81	18.103	19	19	16.492	19	18	16.229	19	18	HERBLOT Vincent	FRA	50.851	50.954	0.103
20	19	18.134	20	16	16.531	20	214	16.264	20	19	RIQUET Clément	FRA	50.894	51.004	0.110
21	80	18.187	21	18	16.538	21	19	16.268	21	80	ALMEIDA Gabriel	BRA	51.037	51.211	0.174
22	25	18.220	22	25	16.551	22	80	16.280	22	214	DEPINTO Seve	USA	51.055	51.187	0.132
23	214	18.230	23	214	16.561	23	25	16.325	23	25	GODEFROID William	BEL	51.096	51.096	
24	16	18.248	24	80	16.570	24	16	16.326	24	16	RAMOS Miguel	PRT	51.105	51.105	
25	911	18.293	25	911	16.706	25	911	16.355	25	911	FELBER Alessandro	CHE	51.354	51.354	
26	40	18.484	26	40	16.846	26	40	16.422	26	40	BOUCHABKE Rubens	LBN	51.752	51.789	0.037
27	10	18.767	27	10	16.974	27	10	16.701	27	10	POTAIN Jérémy	FRA	52.442	52.442	





X30-Junior

Qualifying Practice Series 2 (QPS2)

Lap Time Analysis

For information purposes. No official / regulatory value

Laps	Sector 1	Sector 2	Sector 3	Lap Time
No.1 CAMARA Sergio				
1	21.030	17.803	17.048	55.881
2	18.948	17.089	16.526	52.563
3	18.430	16.831	16.417	51.678
4	18.316	16.671	16.340	51.327
5	18.286	16.765	16.344	51.395
6	18.135	16.523	16.245	50.903
7	18.132	16.484	16.208	50.824
8	18.056	16.519	16.192	50.767
9	18.095	16.611	16.193	50.899
10	18.065	16.715	16.277	51.057
11	18.063	16.502	16.139	50.704

Laps	Sector 1	Sector 2	Sector 3	Lap Time
No.2 FENESTRAZ Sacha				
1	20.999	17.739	17.253	55.991
2	19.051	16.908	16.567	52.526
3	18.543	16.646	16.544	51.733
4	18.188	16.497	16.323	51.008
5	18.152	16.527	16.235	50.914
6	18.216	16.492	16.242	50.950
7	18.120	16.788	16.315	51.223
8	18.091	16.341	16.345	50.777
9	18.029	16.266	16.214	50.509
10	18.055	16.350	16.182	50.587
11	18.057	16.295	16.143	50.495
12	18.107	16.418	16.648	51.173

Laps	Sector 1	Sector 2	Sector 3	Lap Time
No.6 DEMARQUE Jérémy				
1	21.064	17.870	17.115	56.049
2	18.700	16.966	16.821	52.487
3	18.397	16.965	16.484	51.846
4	18.187	16.774	16.316	51.277
5	18.335	16.509	16.186	51.030
6	18.103	16.497	16.130	50.730
7	18.019	16.319	16.105	50.443
8	17.964	16.280	16.088	50.332
9	18.109	16.371	16.038	50.518
10	18.081	16.352	16.048	50.481
11	17.933	16.315	16.120	50.368
12	18.031	16.428	16.060	50.519

Laps	Sector 1	Sector 2	Sector 3	Lap Time
No.10 POTAIN Jérémy				
1	23.283	19.388	17.641	1:00.312
2	19.329	17.308	16.896	53.533
3	18.767	16.974	16.701	52.442

Laps	Sector 1	Sector 2	Sector 3	Lap Time
No.11 MARSEROU Vincent				
1	21.388	17.807	17.073	56.268
2	19.377	16.937	16.528	52.842
3	18.656	16.616	16.322	51.594
4	18.165	16.456	16.309	50.930
5	18.180	16.444	16.200	50.824
6	18.214	16.438	16.158	50.810
7	18.058	16.406	16.224	50.688
8	18.098	16.369	16.222	50.689
9	18.035	16.374	16.169	50.578
10	18.060	16.338	16.172	50.570
11	17.963	16.340	16.063	50.366
12	17.999	16.315	16.189	50.503

Laps	Sector 1	Sector 2	Sector 3	Lap Time
No.16 RAMOS Miguel				
1	21.595	18.186	18.198	57.979
2	19.306	17.485	16.793	53.584
3	18.761	16.925	16.524	52.210
4	18.425	16.796	16.517	51.738
5	18.473	16.844	16.615	51.932
6	18.440	16.858	16.450	51.748
7	18.395	16.788	16.507	51.690
8	18.345	18.286	16.554	53.185
9	18.427	16.765	16.428	51.620
10	18.348	16.546	16.364	51.258
11	18.248	16.531	16.326	51.105

Laps	Sector 1	Sector 2	Sector 3	Lap Time
No.18 HERBLOT Vincent				
1	20.786	17.838	17.374	55.998
2	19.050	17.108	16.734	52.892
3	18.452	16.870	16.648	51.970
4	18.394	16.773	16.393	51.560
5	18.493	16.615	16.319	51.427
6	18.497	16.610	16.472	51.579
7	18.251	16.862	16.373	51.486
8	18.084	16.572	16.576	51.232
9	18.238	16.549	16.229	51.016

Laps	Sector 1	Sector 2	Sector 3	Lap Time
10	18.100	16.588	16.266	50.954
11	18.107	16.752	16.503	51.362
12	18.146	16.538	16.583	51.267

Laps	Sector 1	Sector 2	Sector 3	Lap Time
No.19 RIQUET Clément				
1	21.380	17.675	17.122	56.177
2	18.919	17.056	16.589	52.564
3	18.669	16.882	16.563	52.114
4	18.562	16.720	16.330	51.612
5	18.403	17.561	16.383	52.347
6	18.309	16.618	16.281	51.208
7	18.399	16.557	16.379	51.335
8	18.134	16.639	16.296	51.069
9	18.310	16.634	16.364	51.308
10	18.243	16.585	16.268	51.096
11	18.167	16.492	16.345	51.004

Laps	Sector 1	Sector 2	Sector 3	Lap Time
No.25 GODEFROID William				
1	25.164	19.851	17.618	1:02.633
2	19.493	17.279	16.784	53.556
3	18.810	16.731	16.725	52.266
4	25.740	16.937	16.775	59.452
5	18.502	16.666	16.864	52.032
6	18.752	16.644	16.583	51.979
7	18.333	16.720	16.485	51.538
8	18.258	16.566	16.451	51.275
9	18.370	16.590	16.348	51.308
10	18.220	16.551	16.325	51.096
11	18.389	16.851	16.430	51.670

Laps	Sector 1	Sector 2	Sector 3	Lap Time
No.26 CAPPELLO Christopher				
1	21.651	18.217	17.296	57.164
2	18.915	16.960	16.665	52.540
3	18.460	16.610	16.446	51.516
4	18.363	16.937	16.506	51.806
5	18.290	16.509	16.512	51.311
6	18.313	16.563	16.377	51.253
7	19.175	16.452	16.374	52.001
8	18.341	16.486	16.396	51.223
9	18.211	16.477	16.274	50.962
10	18.383	16.521	16.323	51.227
11	18.240	16.447	16.329	51.016

X30-Junior

Qualifying Practice Series 2 (QPS2)

Lap Time Analysis

For information purposes. No official / regulatory value

Laps	Sector 1	Sector 2	Sector 3	Lap Time
12	18.255	16.431	16.221	50.907

No.27 MAGNUS Gilles				
Laps	Sector 1	Sector 2	Sector 3	Lap Time
1	20.476	18.944	17.064	56.484
2	18.923	16.819	16.447	52.189
3	18.332	16.712	16.283	51.327
4	18.187	16.537	16.116	50.840
5	18.101	16.550	16.204	50.855
6	18.130	16.775	16.225	51.130
7	18.118	16.486	16.143	50.747
8	18.123	16.402	16.184	50.709
9	18.194	16.704	16.116	51.014
10	17.997	16.361	16.105	50.463
11	18.116	16.331	16.247	50.694
12	17.983	16.330	16.032	50.345

No.30 PRICE Josh				
Laps	Sector 1	Sector 2	Sector 3	Lap Time
1	20.137	17.693	16.823	54.653
2	18.608	17.079	16.459	52.146
3	18.379	16.609	16.357	51.345
4	18.106	16.642	16.192	50.940
5	18.109	16.535	16.233	50.877
6	18.151	16.555	16.176	50.882
7	18.134	16.471	16.312	50.917
8	18.100	16.382	16.174	50.656
9	17.987	16.399	16.082	50.468
10	18.007	16.313	16.167	50.487
11	18.074	16.422	16.114	50.610

No.40 BOUCHABKE Rubens				
Laps	Sector 1	Sector 2	Sector 3	Lap Time
1	21.858	18.498	17.601	57.957
2	19.315	17.699	16.923	53.937
3	18.874	17.208	16.790	52.872
4	24.179	17.374	16.940	58.493
5	18.903	17.128	16.908	52.939
6	19.457	16.930	16.678	53.065
7	18.704	17.095	16.781	52.580
8	18.678	16.849	16.626	52.153
9	18.646	16.846	16.675	52.167
10	18.484	16.883	16.422	51.789
11	18.501	16.946	16.453	51.900

No.42 BONDUJEL Amaury				
Laps	Sector 1	Sector 2	Sector 3	Lap Time
1	20.146	17.210	16.669	54.025
2	18.545	16.658	16.269	51.472
3	18.102	16.489	16.200	50.791
4	19.302	16.554	16.207	52.063
5	18.028	16.419	16.104	50.551
6	18.023	16.262	15.898	50.183
7	17.880	16.500	15.976	50.356
8	17.890	16.320	16.043	50.253
9	17.840	16.373	15.913	50.126
10	17.893	16.229	15.981	50.103
11	18.018	16.271	15.976	50.265
12	17.841	16.246	15.937	50.024

No.63 LESSENNES Benjamin				
Laps	Sector 1	Sector 2	Sector 3	Lap Time
1	20.442	17.836	16.908	55.186
2	18.445	16.753	16.502	51.700
3	18.156	16.694	16.355	51.205
4	18.182	16.639	16.275	51.096
5	18.164	16.551	16.429	51.144
6	18.199	16.675	16.293	51.167
7	18.128	16.414	16.251	50.793
8	17.981	16.467	16.234	50.682
9	18.012	16.433	16.127	50.572
10	18.062	16.400	16.172	50.634
11	18.002	16.528	16.178	50.708

No.73 BIELEFELDT Peter				
Laps	Sector 1	Sector 2	Sector 3	Lap Time
1	22.343	17.849	16.959	57.151
2	18.666	16.978	16.602	52.246
3	18.360	16.639	16.259	51.258
4	18.409	16.597	16.568	51.574
5	30.911	17.796	16.493	1:05.200
6	18.290	16.701	16.263	51.254
7	18.155	16.846	16.444	51.445
8	18.315	16.697	16.102	51.114
9	18.283	16.631	16.107	51.021
10	18.161	16.328	16.098	50.587
11	18.013	16.556	16.248	50.817
12	18.081	16.730	16.203	51.014

No.80 ALMEIDA Gabriel				
Laps	Sector 1	Sector 2	Sector 3	Lap Time
1	20.636	17.796	17.138	55.570
2	18.987	17.350	16.741	53.078
3	18.561	16.918	16.501	51.980
4	18.497	16.818	16.581	51.896
5	20.500	16.570	16.546	53.616
6	18.375	16.799	16.502	51.676
7	18.419	16.722	16.483	51.624
8	18.295	16.596	16.320	51.211
9	18.405	16.774	16.435	51.614
10	18.700	16.730	16.280	51.710
11	18.187	16.729	16.462	51.378

No.81 ROMANO Bruno				
Laps	Sector 1	Sector 2	Sector 3	Lap Time
1	21.557	18.086	17.145	56.788
2	19.116	16.906	16.347	52.369
3	18.520	16.914	16.275	51.709
4	18.291	16.543	16.203	51.037
5	18.223	16.443	16.180	50.846
6	18.127	16.503	16.362	50.992
7	18.203	16.559	16.256	51.018
8	18.180	16.525	16.181	50.886
9	18.103	16.468	16.314	50.885
10	18.204	16.522	16.201	50.927
11	18.449	16.508	16.200	51.157
12	18.144	16.651	16.239	51.034

No.88 POTTY Maxime				
Laps	Sector 1	Sector 2	Sector 3	Lap Time
1	20.168	17.462	16.627	54.257
2	18.375	16.658	16.293	51.326
3	18.040	16.482	16.239	50.761
4	18.012	16.324	16.115	50.451
5	17.995	16.164	16.255	50.414
6	18.174	16.345	16.188	50.707
7	17.981	16.586	16.099	50.666
8	17.941	16.272	16.034	50.247
9	18.304	16.546	16.177	51.027
10	18.055	16.322	16.067	50.444
11	17.927	16.177	15.957	50.061



X30-Junior

Qualifying Practice Series 2 (QPS2)

Lap Time Analysis

For information purposes. No official / regulatory value

Laps	Sector 1	Sector 2	Sector 3	Lap Time
No.111 LEHOUCK Arthur				
1	20.006	17.504	16.720	54.230
2	18.607	16.923	16.308	51.838
3	18.152	16.829	16.316	51.297
4	18.124	16.508	16.200	50.832
5	18.087	16.429	15.997	50.513
6	18.005	16.473	16.172	50.650
7	17.904	16.353	16.119	50.376
8	17.930	16.397	16.046	50.373
9	17.927	16.527	16.204	50.658
10	17.929	16.320	16.001	50.250
11	18.094	16.385	16.002	50.481
12	17.947	16.320	16.029	50.296

Laps	Sector 1	Sector 2	Sector 3	Lap Time
No.113 LAMBERT Anthony				
1	21.262	17.683	17.323	56.268
2	19.447	16.987	16.556	52.990
3	18.762	16.621	16.317	51.700
4	18.269	16.603	17.144	55.016
5	18.262	16.514	16.033	50.809
6	18.182	16.375	16.266	50.823
7	18.611	16.343	16.029	50.983
8	17.931	16.296	16.133	50.360
9	18.026	16.301	15.965	50.292
10	17.948	16.262	16.174	50.384
11	17.999	16.343	16.048	50.390
12	17.905	16.339	16.006	50.250

Laps	Sector 1	Sector 2	Sector 3	Lap Time
No.115 BACCONNET Kilian				
1	21.292	17.902	17.136	56.330
2	18.706	16.926	16.459	52.091
3	18.443	16.853	16.447	51.743
4	18.323	16.627	16.217	51.167
5	18.234	16.519	16.329	51.082
6	18.034	16.463	16.229	50.726
7	18.459	16.471	16.139	51.069
8	18.038	16.535	16.350	50.923
9	18.448	16.708	16.305	51.461
10	18.078	16.516	16.326	50.920
11	18.295	16.383	16.728	51.406
12	18.008	16.518	16.277	50.803

Laps	Sector 1	Sector 2	Sector 3	Lap Time
No.118 LEIST Matheus				
1	31.404	18.790	16.995	1:07.189
2	18.646	17.283	16.509	52.438
3	18.371	16.565	16.667	51.603
4	18.190	16.550	16.229	50.969
5	18.252	16.664	16.302	51.218
6	18.153	16.578	16.226	50.957
7	18.243	16.584	16.283	51.110
8	19.193	16.460	16.211	51.864
9	18.147	16.422	16.204	50.773
10	18.161	16.361	16.168	50.690
11	18.043	16.444	16.154	50.641

Laps	Sector 1	Sector 2	Sector 3	Lap Time
No.129 BOLLIER Jules				
1	21.848	22.266	18.215	1:02.329
2	18.896	16.947	16.701	52.544
3	18.341	16.625	16.253	51.219
4	18.043	16.518	16.143	50.704
5	18.124	16.481	16.116	50.721
6	17.970	16.326	16.010	50.306
7	17.971	16.353	16.191	50.515
8	17.934	16.377	16.229	50.540
9	18.167	16.435	16.417	51.019
10	20.254	16.305	16.177	52.736
11	17.876	16.257	16.226	50.359

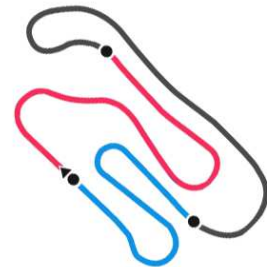
Laps	Sector 1	Sector 2	Sector 3	Lap Time
No.212 SOUSA Yohan				
1	21.410	17.634	17.114	56.158
2	19.066	16.783	16.570	52.419
3	18.471	16.643	16.347	51.461
4	18.324	16.477	16.377	51.178
5	18.280	16.355	16.304	50.939
6	18.188	16.351	16.215	50.754
7	18.547	16.340	16.355	51.242
8	20.137	16.391	16.267	52.795
9	18.100	16.358	16.237	50.695
10	18.232	16.368	16.177	50.777
11	18.204	16.390	16.237	50.831
12	18.211	16.395	16.293	50.899

Laps	Sector 1	Sector 2	Sector 3	Lap Time
No.214 DEPINTO Seve				
1	22.421	18.638	17.514	58.573
2	19.243	17.035	16.944	53.222
3	18.652	16.925	16.647	52.224
4	18.570	16.764	16.686	52.020
5	18.662	16.683	16.298	51.643
6	18.373	16.576	16.635	51.584
7	18.389	16.625	16.311	51.325
8	18.286	16.561	16.452	51.299
9	18.433	16.842	16.278	51.553
10	18.230	16.693	16.264	51.187
11	18.267	16.563	16.436	51.266

Laps	Sector 1	Sector 2	Sector 3	Lap Time
No.555 ANDLAUER Julien				
1	20.250	17.413	16.665	54.328
2	18.401	16.858	16.205	51.464
3	18.087	16.546	16.119	50.752
4	18.092	16.503	16.129	50.724
5	18.025	16.367	16.138	50.530
6	17.981	16.395	16.062	50.438
7	17.868	16.334	15.940	50.142
8	17.956	16.714	16.224	50.894
9	17.972	16.315	16.039	50.326
10	17.958	16.296	15.984	50.238
11	17.993	16.308	15.973	50.274
12	18.008	16.463	16.009	50.480

Laps	Sector 1	Sector 2	Sector 3	Lap Time
No.911 FELBER Alessandro				
1	21.262	18.219	17.738	57.219
2	19.255	16.959	16.508	52.722
3	19.021	17.497	16.616	53.134
4	18.548	17.109	16.836	52.493
5	18.382	16.738	16.429	51.549
6	18.651	16.928	16.636	52.215
7	18.343	16.735	16.516	51.594
8	18.423	16.732	16.598	51.753
9	18.293	16.706	16.355	51.354
10	18.336	16.823	16.401	51.560
11	18.455	16.843	16.530	51.828





X30-Junior

Qualifying Practice Series 1 (QPS1) Results

Document 6.1

Subject to scrutineering & sporting investigations

Rnk	No.	Entrant	Driver	Nat	Equipment	Sector 1	Sector 2	Sector 3	Time	Gap	Laps
1	5	Prudent Frédéric	PRUDENT Adeline		Tony-Kart / X30 / Komet	17.867	16.242	16.111	50.220		12
2	110	Raspatelli Bruno	RASPATELLI Matteo		Kosmic / X30 / Komet	17.887	16.304	16.154	50.345	0.125	11
3	43	Cardoso	CARDOSO Pedro		LH / X30 / Komet	17.913	16.356	16.245	50.514	0.294	11
4	12	Drion	DRION Maxime		Sodi / X30 / Komet	18.033	16.383	16.099	50.515	0.295	12
5	127	Ludo Racing	BECQ Gauthier		Sodi / X30 / Komet	18.070	16.396	16.053	50.519	0.299	11
6	33	Besler Mehmet	BESLER Berkay		Tony-Kart / X30 / Komet	18.072	16.413	16.055	50.540	0.320	11
7	7	Wild Kart Racing Team	HALDER Michelle		Wild Kart / X30 / Komet	18.000	16.293	16.264	50.557	0.337	12
8	41	Praga Germany	GLANIA Luis		Praga / X30 / Komet	18.197	16.319	16.088	50.604	0.384	12
9	82	Chiesa Corse	QUEVEDO Kevin		Zanardi / X30 / Komet	18.158	16.291	16.157	50.606	0.386	12
10	17	Idéal Kart	DALLAMANO Stephano		Kosmic / X30 / Komet	18.060	16.463	16.084	50.607	0.387	12
11	8	Praga Racing Kart	SATO Marino		Praga / X30 / Komet	18.143	16.385	16.119	50.647	0.427	12
12	4	Dischner Racing	DINGERT Vivien		Top-Kart / X30 / Komet	18.089	16.401	16.246	50.736	0.516	12
13	35	FAE Motorentchnik	PFAFF Marco		Mach 1 / X30 / Komet	18.168	16.468	16.105	50.741	0.521	12
14	45	Teluk	TELUK Illia		Zanardi / X30 / Komet	18.103	16.523	16.132	50.758	0.538	12
15	126	DCK Karting	BLONDEAU Justin		Zanardi / X30 / Komet	18.152	16.471	16.143	50.766	0.546	12
16	31	Praga Germany	DREWING Pascal		Praga / X30 / Komet	18.255	16.467	16.079	50.801	0.581	12
17	21	Scuderia PCR Swiss	REICH Fabrizio		PCR / X30 / Komet	18.127	16.440	16.283	50.850	0.630	12
18	15	JSP Racing Team	SARFATI Jean-Noël		Tony-Kart / X30 / Komet	18.096	16.523	16.270	50.889	0.669	11
19	44	Armano Mario	ARMANO Loris		Kosmic / X30 / Komet	18.111	16.489	16.298	50.898	0.678	12
20	34	Kartland	CHAPPARD Franck		Praga / X30 / Komet	18.213	16.511	16.179	50.903	0.683	12
21	3	Vromant Pierre-Alain	VROMANT Alexandre		Zanardi / X30 / Komet	18.146	16.440	16.328	50.914	0.694	12
22	77	Karting Royan Services	BOUVIER Yann		Zanardi / X30 / Komet	18.139	16.528	16.337	51.004	0.784	12
23	22	Praga Germany	HEIDE Alexander		Praga / X30 / Komet	18.224	16.449	16.374	51.047	0.827	12
24	66	PDB Racing Team	FERRO DIEGO		Gillard / X30 / Komet	18.273	16.654	16.302	51.229	1.009	11
25	23	DGM Racing	DELGADO Gabriel		Gillard / X30 / Komet	18.421	16.686	16.332	51.439	1.219	11
26	64	Nergutti Compétition	NERGUTI Alban		Tony-Kart / X30 / Komet	18.302	16.671	16.515	51.488	1.268	11
27	95	Kertesiz	KERTESZ Mike		LH / X30 / Komet	18.404	16.672	16.444	51.520	1.300	12
28	60	Marie	MARIE François		OK1 / X30 / Komet	18.525	16.695	16.658	51.878	1.658	11
29	14	Praga Kart Racing	ZATLOUKAL Michal		Praga / X30 / Komet	19.074	17.098	16.920	53.092	2.872	11

Not Classified

	62	JM Racing	KING Bryony		RK / X30 / Komet	18.361	16.444	16.262	Excluded		
--	----	-----------	-------------	--	------------------	--------	--------	--------	-----------------	--	--

No.62 KING Bryony : Excluded for technical non conformity. According to Stewards' Decision No.7.

Start Time : 18/10 - 10:39:58

Best Lap : No.5 PRUDENT Adeline

50.220

89,60 Kph

Weather : Sunny Air : 13°C Track : Dry

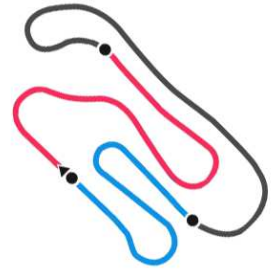
2013 IAME International Final (FRA) 18-20/10/2013

Page 1 / 1

Timing by Apex Timing

Apex Timing





DOCUMENT N° 7
DÉCISION DES COMMISSAIRES SPORTIFS
STEWARDS' DECISION

PÉNALITÉ INFLIGÉE AU CONCURRENT (NOM) : **JM Racing**
 PENALTY INFLICTED UPON THE ENTRANT (NAME):
 NATIONALITÉ / NATIONALITY:
 N°: **62** PILOTE : **KING Bryony**
 No.: DRIVER :

Concerne la partie de l'Épreuve : **X30-Junior - Qualifying Practice Series 1**
 Concerns the part of the event:

ÉNONCÉ / STATEMENT:
Exclusion from the above Heat/Race/Session concerned

MOTIF / REASON:
 After the session concerned, the kart was checked with technical non conformity regarding petrol (reported by the Technical Delegate). Having considered the report from Technical Delegate and after hearing the Entrant concerned, the Steward feel that this fact contravenes art 2.16 and 2.17 CIK Technical Regulations. The Steward take this decision in accordance with art 152 and 153 FIA International Sporting Code.

Décision annoncée Date / Date: **18/10/2013** Heure / Time: **11:52**
Decision announced

Nom / Name Signature

Président du Collège / Chairman of the Panel:
Bernard Navarro (FRA) :

Membres du Collège / Members of the Panel:
Hervé Lemenager (FRA) :

Jean-Claude Sanchez (FRA) :

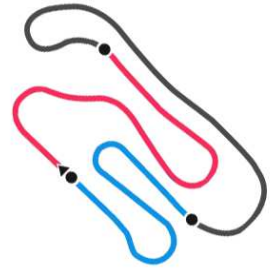
NOTIFICATION AU CONCURRENT CONCERNÉ / NOTIFICATION TO THE RELEVANT ENTRANT

Je soussigné :
I undersigned: Nom personnel / personal name

Représentant du Concurrent : **JM Racing**
Representing the Entrant: Nom du Concurrent / Entrant's name

Certifie avoir reçu notification du document N° **7** des Commissaires Sportifs de l'Épreuve.
Certify that I have been notified of document No. by the Stewards of the Meeting.

Date : Heure / Time: Signature :



X30-Junior

Qualifying Practice Series 1 (QPS1)

For information purposes. No official / regulatory value

Best Sectors Analysis

S1			S2			S3			Ideal Lap Times						
Rnk	No.	Time	Rnk	No.	Time	Rnk	No.	Time	Rnk	No.	Driver	Nat	Ideal Lap	Best Lap	Diff.
1	5	17.867	1	5	16.239	1	17	16.014	1	5	PRUDENT Adeline	FRA	50.161	50.220	0.059
2	110	17.887	2	110	16.257	2	41	16.041	2	110	RASPATELLI Matteo	BEL	50.245	50.345	0.100
3	43	17.913	3	7	16.287	3	45	16.044	3	43	CARDOSO Pedro	BRA	50.350	50.514	0.164
4	17	17.971	4	82	16.291	4	127	16.053	4	17	DALLAMANO Stephano	FRA	50.377	50.607	0.230
5	12	17.976	5	41	16.318	5	33	16.055	5	41	GLANIA Luis	DEU	50.401	50.604	0.203
6	7	18.000	6	127	16.333	5	5	16.055	6	7	HALDER Michelle	DEU	50.409	50.557	0.148
7	33	18.003	7	43	16.356	7	31	16.079	7	127	BECQ Gauthier	FRA	50.412	50.519	0.107
8	127	18.026	8	12	16.364	8	43	16.081	8	12	DRION Maxime	BEL	50.421	50.515	0.094
9	41	18.042	9	15	16.366	8	12	16.081	9	33	BESLER Berkay	TUR	50.461	50.540	0.079
10	4	18.057	10	8	16.385	10	82	16.094	10	82	QUEVEDO Kevin	ARG	50.487	50.606	0.119
11	15	18.065	11	17	16.392	11	110	16.101	11	31	DREWING Pascal	DEU	50.597	50.801	0.204
12	45	18.075	12	4	16.401	12	35	16.105	12	45	TELUK Illia	UKR	50.618	50.758	0.140
13	82	18.102	13	33	16.403	13	8	16.106	13	8	SATO Marino	JPN	50.619	50.647	0.028
14	21	18.103	14	21	16.404	14	7	16.122	14	4	DINGERT Vivien	DEU	50.627	50.736	0.109
15	31	18.109	15	31	16.409	15	34	16.133	15	21	REICH Fabrizio	CHE	50.676	50.850	0.174
16	44	18.111	16	3	16.440	16	126	16.143	16	15	SARFATI Jean-Noël	FRA	50.701	50.889	0.188
17	8	18.128	17	22	16.449	17	21	16.169	17	35	PFAFF Marco	DEU	50.741	50.741	
18	126	18.132	18	35	16.468	17	4	16.169	18	126	BLONDEAU Justin	BEL	50.746	50.766	0.020
19	77	18.139	19	126	16.471	19	77	16.229	19	34	CHAPPARD Franck	FRA	50.809	50.903	0.094
20	3	18.146	20	44	16.489	20	3	16.230	20	3	VROMANT Alexandre	FRA	50.816	50.914	0.098
21	34	18.165	21	45	16.499	21	44	16.233	21	44	ARMANO Loris	LUX	50.833	50.898	0.065
22	35	18.168	22	34	16.511	22	15	16.270	22	77	BOUVIER Yann	FRA	50.896	51.004	0.108
23	22	18.224	23	77	16.528	23	66	16.302	23	22	HEIDE Alexander	DEU	50.981	51.047	0.066
24	66	18.273	24	23	16.623	24	22	16.308	24	66	FERRO DIEGO	PER	51.229	51.229	
25	64	18.302	25	95	16.631	25	23	16.332	25	23	DELGADO Gabriel	PER	51.313	51.439	0.126
26	23	18.358	26	66	16.654	26	64	16.379	26	64	NERGUTI Alban	FRA	51.339	51.488	0.149
27	95	18.404	27	64	16.658	27	60	16.439	27	95	KERTESZ Mike	BRA	51.479	51.520	0.041
28	60	18.525	28	60	16.695	28	95	16.444	28	60	MARIE François	FRA	51.659	51.878	0.219
29	14	19.000	29	14	17.098	29	14	16.920	29	14	ZATLOUKAL Michal	CZE	53.018	53.092	0.074



X30-Junior

Qualifying Practice Series 1 (QPS1)

Lap Time Analysis

For information purposes. No official / regulatory value

Laps	Sector 1	Sector 2	Sector 3	Lap Time	Laps	Sector 1	Sector 2	Sector 3	Lap Time	Laps	Sector 1	Sector 2	Sector 3	Lap Time
No.3 VROMANT Alexandre					No.7 HALDER Michelle					No.14 ZATLOUKAL Michal				
1	21.567	18.324	17.336	57.227	1	21.622	17.956	17.306	56.884	1	22.757	19.060	18.265	1:00.082
2	18.998	17.027	18.447	54.472	2	18.970	16.903	16.677	52.550	2	19.931	18.168	17.453	55.552
3	18.660	17.043	16.500	52.203	3	18.585	16.633	16.581	51.799	3	19.227	17.364	17.187	53.778
4	18.282	16.545	16.465	51.292	4	18.331	16.426	16.274	51.031	4	19.186	17.174	17.188	53.548
5	18.520	16.488	16.320	51.328	5	18.336	16.459	16.281	51.076	5	19.204	17.249	17.000	53.453
6	18.312	16.515	16.230	51.057	6	18.103	16.470	16.334	50.907	6	19.135	17.443	16.991	53.569
7	18.326	20.577	16.469	55.372	7	18.166	16.467	16.294	50.927	7	19.008	17.213	17.255	53.476
8	18.302	16.674	16.383	51.359	8	18.371	16.361	16.122	50.854	8	19.066	17.249	17.223	53.538
9	18.262	16.860	16.453	51.575	9	18.000	16.293	16.264	50.557	9	19.074	17.098	16.920	53.092
10	18.253	16.668	16.346	51.267	10	18.142	16.287	16.201	50.630	10	19.162	17.257	17.065	53.484
11	18.180	16.503	16.340	51.023	11	18.138	16.361	16.274	50.773	11	19.000	17.184	16.937	53.121
12	18.146	16.440	16.328	50.914	12	18.054	16.374	16.233	50.661					
No.4 DINGERT Vivien					No.8 SATO Marino					No.15 SARFATI Jean-Noël				
1	21.466	18.327	17.619	57.412	1	21.322	18.126	17.017	56.465	1	20.905	17.682	17.379	55.966
2	18.960	17.049	16.601	52.610	2	18.951	16.855	16.421	52.227	2	18.842	16.924	16.605	52.371
3	18.728	17.122	16.498	52.348	3	22.111	17.760	16.348	56.219	3	18.563	16.780	16.359	51.702
4	18.409	16.934	16.445	51.788	4	18.345	16.551	16.253	51.149	4	18.291	16.569	16.282	51.142
5	18.639	16.651	16.380	51.670	5	18.128	16.799	16.129	51.056	5	22.484	16.690	16.311	55.485
6	18.291	16.607	16.277	51.175	6	18.250	16.471	16.139	50.860	6	18.220	16.629	16.352	51.201
7	18.331	16.505	16.312	51.148	7	18.321	16.842	16.336	51.499	7	24.480	18.352	16.321	59.153
8	18.253	16.485	16.169	50.907	8	18.319	16.493	16.170	50.982	8	18.197	16.683	16.353	51.233
9	18.100	16.494	16.343	50.937	9	18.187	16.399	16.106	50.692	9	18.096	16.523	16.270	50.889
10	18.057	16.482	16.245	50.784	10	18.143	16.385	16.119	50.647	10	18.156	16.480	16.378	51.014
11	18.089	16.401	16.246	50.736	11	18.265	16.536	16.361	51.162	11	18.065	16.366	16.653	51.084
12	18.154	16.615	16.289	51.058	12	18.174	16.495	16.558	51.227					
No.5 PRUDENT Adeline					No.12 DRION Maxime					No.17 DALLAMANO Stephano				
1	20.608	17.546	16.912	55.066	1	20.959	17.902	16.988	55.849	1	21.868	18.147	18.787	58.802
2	18.673	16.871	16.546	52.090	2	18.691	16.947	16.491	52.129	2	19.319	17.140	16.594	53.053
3	18.346	16.533	16.363	51.242	3	18.308	16.601	16.179	51.088	3	18.610	16.782	16.423	51.815
4	18.089	16.421	16.285	50.795	4	18.219	16.554	16.128	50.901	4	18.570	16.691	16.298	51.559
5	18.036	16.343	16.222	50.601	5	18.178	16.429	16.081	50.688	5	18.300	16.604	16.192	51.096
6	17.917	16.263	16.258	50.438	6	18.083	16.430	16.109	50.622	6	18.161	16.590	16.177	50.928
7	17.941	16.331	16.055	50.327	7	18.035	16.364	16.153	50.552	7	18.230	16.534	16.142	50.906
8	17.938	16.247	16.159	50.344	8	17.976	16.441	16.154	50.571	8	18.082	16.392	16.346	50.820
9	17.867	16.242	16.111	50.220	9	18.016	16.427	16.165	50.608	9	18.390	16.505	16.069	50.964
10	17.991	16.239	16.191	50.421	10	18.033	16.383	16.099	50.515	10	18.651	17.981	16.014	52.646
11	17.907	16.246	16.219	50.372	11	18.118	16.786	16.166	51.070	11	17.971	16.489	16.231	50.691
12	18.107	16.299	16.169	50.575	12	18.271	16.755	16.377	51.403	12	18.060	16.463	16.084	50.607

X30-Junior

Qualifying Practice Series 1 (QPS1)

Lap Time Analysis

For information purposes. No official / regulatory value

Laps	Sector 1	Sector 2	Sector 3	Lap Time	Laps	Sector 1	Sector 2	Sector 3	Lap Time	Laps	Sector 1	Sector 2	Sector 3	Lap Time
No.21 REICH Fabrizio					No.31 DREWING Pascal					No.35 PFAFF Marco				
1	20.885	17.935	17.406	56.226	1	20.867	18.197	17.212	56.276	1	24.843	21.202	18.651	1:04.696
2	18.939	17.047	16.728	52.714	2	19.201	17.279	16.489	52.969	2	20.097	17.461	16.954	54.512
3	18.396	16.733	16.519	51.648	3	18.294	16.643	16.339	51.276	3	18.858	16.730	16.452	52.040
4	18.336	16.570	16.425	51.331	4	18.286	16.606	16.582	51.474	4	18.695	16.685	16.346	51.726
5	18.280	16.510	16.413	51.203	5	18.336	17.582	16.291	52.209	5	18.446	16.619	16.221	51.286
6	18.232	16.660	16.383	51.275	6	18.126	16.444	16.293	50.863	6	18.208	16.527	16.335	51.070
7	18.284	16.505	16.325	51.114	7	18.290	16.552	16.675	51.517	7	18.244	16.524	16.212	50.980
8	18.164	16.443	16.311	50.918	8	18.610	16.550	16.437	51.597	8	18.305	16.555	16.270	51.130
9	18.363	16.529	16.291	51.183	9	18.243	16.594	16.174	51.011	9	18.252	16.566	16.149	50.967
10	18.103	16.619	16.229	50.951	10	18.255	16.467	16.079	50.801	10	18.168	16.468	16.105	50.741
11	18.307	16.404	16.169	50.880	11	18.240	16.409	16.317	50.966	11	18.242	16.513	16.302	51.057
12	18.127	16.440	16.283	50.850	12	18.109	16.736	16.339	51.184	12	18.829	16.944	16.339	52.112
No.22 HEIDE Alexander					No.33 BESLER Berkay					No.41 GLANIA Luis				
1	21.659	18.224	17.202	57.085	1	20.697	18.283	17.026	56.006	1	21.428	18.334	20.090	59.852
2	19.044	17.014	16.731	52.789	2	18.875	16.931	16.469	52.275	2	19.470	17.048	16.607	53.125
3	18.590	16.735	16.603	51.928	3	18.491	16.799	16.290	51.580	3	18.474	16.659	16.345	51.478
4	18.524	16.609	16.431	51.564	4	18.174	16.542	16.228	50.944	4	18.204	16.457	16.273	50.934
5	18.343	16.583	16.401	51.327	5	18.193	16.517	16.234	50.944	5	18.114	16.446	16.271	50.831
6	18.285	16.633	16.463	51.381	6	18.276	16.517	16.072	50.865	6	18.258	16.397	16.041	50.696
7	18.423	16.751	16.411	51.585	7	18.111	16.452	16.083	50.646	7	18.228	16.485	16.148	50.861
8	18.420	16.735	16.532	51.687	8	18.024	16.403	16.114	50.541	8	18.256	16.318	16.328	50.902
9	18.693	16.556	16.573	51.822	9	18.035	16.410	16.098	50.543	9	18.197	16.319	16.088	50.604
10	18.224	16.449	16.374	51.047	10	18.072	16.413	16.055	50.540	10	18.184	16.558	16.141	50.883
11	18.405	16.506	16.755	51.666	11	18.003	16.432	16.125	50.560	11	18.042	16.352	16.309	50.703
12	18.307	16.600	16.308	51.215						12	18.205	16.425	16.120	50.750
No.23 DELGADO Gabriel					No.34 CHAPPARD Franck					No.43 CARDOSO Pedro				
1	23.100	20.838	18.965	1:02.903	1	21.781	18.388	17.514	57.683	1	20.688	18.459	16.839	55.986
2	20.529	17.970	17.087	55.586	2	19.054	17.129	16.792	52.975	2	18.660	17.000	16.629	52.289
3	18.843	17.160	16.939	52.942	3	18.710	16.888	16.656	52.254	3	18.313	16.754	16.229	51.296
4	18.705	16.971	16.795	52.471	4	18.530	17.101	16.483	52.114	4	18.029	16.430	16.273	50.732
5	18.588	16.879	16.668	52.135	5	18.463	16.741	16.173	51.377	5	18.068	16.466	16.519	51.053
6	18.973	16.890	16.495	52.358	6	18.241	16.587	16.190	51.018	6	18.235	16.653	16.323	51.211
7	18.470	16.840	16.631	51.941	7	18.165	16.541	16.222	50.928	7	18.235	16.653	16.323	51.211
8	18.399	16.885	16.711	51.995	8	18.173	16.572	16.255	51.000	7	18.159	16.461	16.348	50.968
9	18.859	16.655	16.389	51.903	9	18.286	16.573	16.220	51.079	8	18.564	16.432	16.081	51.077
10	18.421	16.686	16.332	51.439	10	18.224	16.530	16.159	50.913	9	18.425	16.448	16.215	51.088
11	18.358	16.623	16.707	51.688	11	18.213	16.511	16.179	50.903	10	17.913	16.356	16.245	50.514
					12	18.272	16.624	16.133	51.029	11	18.052	16.569	16.268	50.889



X30-Junior

Qualifying Practice Series 1 (QPS1) Lap Time Analysis

For information purposes. No official / regulatory value

Laps	Sector 1	Sector 2	Sector 3	Lap Time	Laps	Sector 1	Sector 2	Sector 3	Lap Time	Laps	Sector 1	Sector 2	Sector 3	Lap Time
No.44 ARMANO Loris					No.62 KING Bryony					No.77 BOUVIER Yann				
1	21.469	18.309	17.362	57.140	1	21.824	18.025	18.880	58.729	1	21.032	18.337	27.823	1:07.192
2	19.676	17.276	16.748	53.700	2	19.289	17.163	16.701	53.153	2	18.806	17.212	16.637	52.655
3	18.688	16.937	16.480	52.105	3	18.950	20.105	16.764	55.819	3	18.493	16.730	16.467	51.690
4	18.409	16.578	16.385	51.372	4	18.388	17.078	16.488	51.954	4	18.562	16.657	16.405	51.624
5	18.350	16.603	16.435	51.388	5	18.474	16.693	16.294	51.461	5	18.386	16.711	16.448	51.545
6	18.209	16.696	16.334	51.239	6	18.348	16.576	16.267	51.191	6	18.295	16.698	16.503	51.496
7	18.342	16.607	16.361	51.310	7	18.270	16.540	16.361	51.171	7	18.331	16.738	16.413	51.482
8	18.111	16.489	16.298	50.898	8	18.516	16.550	16.331	51.397	8	18.276	16.698	16.229	51.203
9	18.256	16.565	16.317	51.138	9	18.382	16.529	16.299	51.210	9	18.139	16.528	16.337	51.004
10	18.332	16.601	16.233	51.166	10	18.361	16.444	16.262	51.067	10	18.279	16.729	16.464	51.472
11	18.133	16.555	16.301	50.989	11	18.399	16.456	16.293	51.148	11	18.441	16.695	16.473	51.609
12	18.119	16.577	16.328	51.024	12	18.431	16.550	16.281	51.262	12	18.316	16.720	16.485	51.521
No.45 TELUK Illia					No.64 NERGUTI Alban					No.82 QUEVEDO Kevin				
1	21.749	18.070	17.279	57.098	1	22.520	18.521	17.621	58.662	1	21.515	17.772	18.789	58.076
2	19.065	16.920	17.049	53.034	2	19.485	17.570	17.037	54.092	2	19.476	17.204	16.584	53.264
3	18.911	16.837	16.576	52.324	3	19.113	17.398	17.015	53.526	3	18.665	17.488	16.357	52.510
4	18.368	16.636	16.447	51.451	4	19.406	16.885	16.650	52.941	4	18.369	16.628	16.206	51.203
5	18.409	16.542	16.247	51.198	5	18.566	16.983	16.571	52.120	5	18.129	16.439	16.169	50.737
6	18.348	16.550	16.242	51.140	6	18.671	16.953	16.680	52.304	6	18.193	16.498	16.154	50.845
7	18.238	16.499	16.044	50.781	7	18.302	16.671	16.515	51.488	7	18.134	16.412	16.379	50.925
8	18.183	16.554	16.267	51.004	8	18.592	16.658	16.598	51.848	8	18.125	16.405	16.094	50.624
9	18.218	16.560	16.186	50.964	9	18.326	16.878	16.379	51.583	9	18.158	16.291	16.157	50.606
10	18.216	16.540	16.184	50.940	10	18.384	16.714	16.537	51.635	10	18.420	16.876	16.258	51.554
11	18.103	16.523	16.132	50.758	11	18.342	16.700	16.553	51.595	11	18.148	16.375	16.153	50.676
12	18.075	16.506	16.349	50.930						12	18.102	16.366	16.216	50.684
No.60 MARIE François					No.66 FERRO DIEGO					No.95 KERTESZ Mike				
1	22.953	20.201	18.973	1:02.127	1	21.852	19.468	18.003	59.323	1	21.451	18.119	18.396	57.966
2	21.488	17.413	18.472	57.373	2	19.754	17.441	17.105	54.300	2	19.708	17.566	17.046	54.320
3	18.945	16.991	17.925	53.861	3	18.822	17.237	16.773	52.832	3	18.865	17.363	16.957	53.185
4	25.431	19.726	16.821	1:01.978	4	19.230	17.168	16.888	53.286	4	18.760	16.987	16.609	52.356
5	18.922	16.912	16.536	52.370	5	18.430	16.864	16.601	51.895	5	18.476	17.296	16.475	52.247
6	18.742	16.852	16.556	52.150	6	18.734	17.009	16.489	52.232	6	18.449	16.848	16.522	51.819
7	18.565	16.876	16.611	52.052	7	18.284	16.680	16.363	51.327	7	18.404	16.672	16.444	51.520
8	18.525	16.695	16.658	51.878	8	18.273	16.654	16.302	51.229	8	18.547	16.935	16.620	52.102
9	18.607	16.934	16.439	51.980	9				51.298	9	18.605	16.751	16.519	51.875
10	18.587	16.832	16.540	51.959	10				51.641	10	18.474	17.010	16.620	52.104
11	18.760	16.718	16.670	52.148	11				51.412	11	18.515	16.631	16.455	51.601
										12	18.677	16.850	16.637	52.164



X30-Junior

Qualifying Practice Series 1 (QPS1)

For information purposes. No official / regulatory value

Lap Time Analysis

Laps	Sector 1	Sector 2	Sector 3	Lap Time
------	----------	----------	----------	----------

No.110 RASPATELLI Matteo

1	20.655	17.935	16.905	55.495
2	18.627	16.816	16.433	51.876
3	18.394	16.597	16.342	51.333
4	18.163	16.411	16.159	50.733
5	18.115	16.378	16.159	50.652
6	17.984	16.316	16.188	50.488
7	18.013	16.257	16.120	50.390
8	17.917	16.352	16.142	50.411
9	17.949	16.341	16.101	50.391
10	18.204	18.579	16.197	52.980
11	17.887	16.304	16.154	50.345

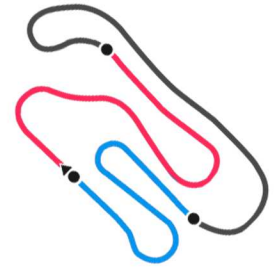
No.126 BLONDEAU Justin

1	21.636	19.036	23.160	1:03.832
2	19.197	17.170	16.961	53.328
3	18.612	16.839	16.768	52.219
4	18.346	16.588	16.385	51.319
5	18.462	16.566	16.450	51.478
6	18.132	16.581	16.361	51.074
7	18.255	16.596	16.569	51.420
8	18.284	16.585	16.322	51.191
9	18.504	16.707	16.363	51.574
10	18.152	16.471	16.143	50.766
11	18.177	16.519	16.244	50.940
12	18.262	16.597	16.354	51.213

No.127 BECQ Gauthier

1	19.820	17.487	16.793	54.100
2	18.361	16.802	16.431	51.594
3	18.293	16.510	16.323	51.126
4	18.129	16.477	16.256	50.862
5	25.434	19.532	16.282	1:01.248
6	18.246	16.473	16.189	50.908
7	18.026	16.356	16.249	50.631
8	18.070	16.396	16.053	50.519
9	18.399	16.440	16.096	50.935
10	18.045	16.442	16.346	50.833
11	18.198	16.333	16.145	50.676





PARTICIPANTS

IAME
INTERNATIONAL FINAL

JOIN THE EVENT OF THE YEAR!

October 17th/20st - 2013

ACTUA
CIRCUIT DE LYON

WWW.X30WORLD.COM/IAME.INTERNATIONAL.FINAL

INFO: K.C. Pays d'Olmes et Mirepoix - Karting Circuit La Plana - 09600 Algaes-Yves - France
Mail: victoryconcept@hotmail.com - Phone: +33 (0)5 63 54 86 74 / +33 (0)6 85 10 95 92

OFFICIAL SPONSOR

freem komet IAME The heart of kart stilo WZADOLIL



X30-Junior

List of Participants (59 Drivers)

Document 1

No.	Entrant	Driver	Nat	Equipment
1	Art GP	CAMARA Sergio		Art GP / X30 / Komet
2	Malevaut Sport	FENESTRAZ Sacha		Tony-Kart / X30 / Komet
3	Vromant Pierre-Alain	VROMANT Alexandre		Zanardi / X30 / Komet
4	Dischner Racing	DINGERT Vivien		Top-Kart / X30 / Komet
5	Prudent Frédéric	PRUDENT Adeline		Tony-Kart / X30 / Komet
6	Demarque	DEMARQUE Jérémy		LH / X30 / Komet
7	Wild Kart Racing Team	HALDER Michelle		Wild Kart / X30 / Komet
8	Praga Racing Kart	SATO Marino		Praga / X30 / Komet
9	Super Winforce RT	OTA Kakunoshin		Super Winforce / X30 / Komet
10	Potain	POTAIN Jérémy		Kosmic / X30 / Komet
11	Marserou Jeff	MARSEROU Vincent		Tony-Kart / X30 / Komet
12	Drion	DRION Maxime		Sodi / X30 / Komet
14	Praga Kart Racing	ZATLOUKAL Michal		Praga / X30 / Komet
15	JSP Racing Team	SARFATI Jean-Noël		Tony-Kart / X30 / Komet
16	Motocane	RAMOS Miguel		Birel / X30 / Komet
17	Idéal Kart	DALLAMANO Stephano		Kosmic / X30 / Komet
18	Herblot Olivier	HERBLOT Vincent		Zanardi / X30 / Komet
19	CKIM Salon de Provence	RIQUET Clément		GB / X30 / Komet
21	Scuderia PCR Swiss	REICH Fabrizio		PCR / X30 / Komet
22	Praga Germany	HEIDE Alexander		Praga / X30 / Komet
23	DGM Racing	DELGADO Gabriel		Gillard / X30 / Komet
25	VDK Racing	GODEFROID William		Kosmic / X30 / Komet
26	Capello	CAPPELLO Christopher		Praga / X30 / Komet
27	Magnus Patrick	MAGNUS Gilles		FK / X30 / Komet
30	JM Racing	PRICE Josh		RK / X30 / Komet
31	Praga Germany	DREWING Pascal		Praga / X30 / Komet
33	Besler Mehmet	BESLER Berkay		Tony-Kart / X30 / Komet
34	Kartland	CHAPPARD Franck		Praga / X30 / Komet
35	FAE Motorenttechnik	PFAFF Marco		Mach 1 / X30 / Komet
40	Bouchabke Imad	BOUCHABKE Rubens		CRG / X30 / Komet
41	Praga Germany	GLANIA Luis		Praga / X30 / Komet
42	Bonduel Racing	BONDUEL Amaury		Art GP / X30 / Komet
43	Cardoso	CARDOSO Pedro		LH / X30 / Komet
44	Armano Mario	ARMANO Loris		Kosmic / X30 / Komet
45	Teluk	TELUK Illia		Zanardi / X30 / Komet
60	Marie	MARIE François		OK1 / X30 / Komet
62	JM Racing	KING Bryony		RK / X30 / Komet
63	VDK Racing	LESENNES Benjamin		Kosmic / X30 / Komet
64	Nergutti Compétition	NERGUTI Alban		Tony-Kart / X30 / Komet
66	PDB Racing Team	FERRO DIEGO		Gillard / X30 / Komet
73	Bielefeldt Bjarne	BIELEFELDT Peter		Ayrton Senna / X30 / Komet

X30-Junior

List of Participants (59 Drivers)

Document 1

No.	Entrant	Driver	Nat	Equipment
77	Karting Royan Services	BOUVIER Yann		Zanardi / X30 / Komet
80	Leao Almeida	ALMEIDA Gabriel		LH / X30 / Komet
81	Chiesa Corse	ROMANO Bruno		Zanardi / X30 / Komet
82	Chiesa Corse	QUEVEDO Kevin		Zanardi / X30 / Komet
88	Potty Samuel	POTTY Maxime		? / X30 / Komet
95	Kertesz	KERTESZ Mike		LH / X30 / Komet
110	Raspатели Bruno	RASPATELLI Matteo		Kosmic / X30 / Komet
111	Lehooek Vincent	LEHOUCK Arthur		Tony-kart / X30 / Komet
113	RSD Karting	LAMBERT Anthony		Kosmic / X30 / Komet
115	Kilian Team Karting	BACCONNET Kilian		OK1 / X30 / Komet
118	Leist	LEIST Matheus		LH / X30 / Komet
126	DCK Karting	BLONDEAU Justin		Zanardi / X30 / Komet
127	Ludo Racing	BECQ Gauthier		Sodi / X30 / Komet
129	Bollier Romain	BOLLIER Jules		Kosmic / X30 / Komet
212	Ykart Competition Team	SOUSA Yohan		Zanardi / X30 / Komet
214	TS Racing	DEPINTO Seve		DR / X30 / Komet
555	Action Karting	ANDLAUER Julien		OK1 / X30 / Komet
911	Karting-club Thun Ob.	FELBER Alessandro		Tony-Kart / X30 / Komet