

RMKC NKC Oppenrod

Rotax Senior, X30 Senior

Stefan Bellof Arena 1,040 Km

Warm Up

21.04.2013 08:59

Training (9:00 Zeit) gestartet um 8:58:55

Pos.	Nr.	Name	Nat.-Wohnort	Fabrikat	Bewerber/Sponsor	Rnd.	Beste Zeit	Diff.	km/h	In Rd.
1	422	Nick Wüstenhagen	GER-Bruchköbel	Maranello/Rotax	Nees Racing/	7	50.663		73,900	5
2	433	Jens Plüddemann	GER-Gießen	CRG/Rotax	KV Oppenrod e.V./	9	50.689	0.026	73,862	5
3	438	Yannick Würtele	GER-Gießen	CRG/Rotax	KV Oppenrod e.V./	11	51.014	0.351	73,392	5
4	16	Peter Willmes	GER-Olpe	Zanardi/Iame	Beule Kart Racing Team/	9	51.057	0.394	73,330	8
5	30	Leon Stork	GER-Neustadt	Haase/Rotax	DMV Team Tom-Tech/	9	51.059	0.396	73,327	4
6	306	Nico Stagljar	GER-Bad Friedrichshall	Gillard/Rotax		9	51.205	0.542	73,118	4
7	418	Benedict Bruck	GER-Berlin	OK1/Rotax	Kremer Motorsport/	10	51.290	0.627	72,997	7
8	408	Björn Raschper	GER-Salzkotten	Haase/Rotax	/	10	51.515	0.852	72,678	9
9	22	Timo Raff	GER-Stuttgart	Sodi/Iame	Kartsport Klimm-RMSV Urloffen/	10	51.536	0.873	72,648	8
10	327	Dominik Walters	GER-Bonn	Energy/Rotax	/	10	51.541	0.878	72,641	8
11	407	Katharina Deuchert		Kosmos/Rotax	MSC Wittgenborn	10	51.625	0.962	72,523	8
12	410	Dorian Heinrich	GER-St. Ingbert	Tonykart/Rotax	/	10	51.718	1.055	72,393	8
13	32	Nico Lahne	GER-Kalletal	PCR/RotaxSeni	/	10	51.722	1.059	72,387	8
14	405	Michael Jamieson	GER-Usingen	GP/Rotax	K-Race-Tec Motorsport/	10	51.745	1.082	72,355	8
15	591	Florian Kluge	GER-Hannover	Intrepid/Rotax		9	51.840	1.177	72,222	6
16	417	Oliver Kluge	GER-Niederwürschnitz	OK1/Rotax	Kremer Motorsport/	8	52.018	1.355	71,975	4
17	485	Steffen Ebrecht	GER-Frankenthal	CRG/Rotax	Kartsport Klimm/	10	52.021	1.358	71,971	9
18	402	Thomas Kunz	GER-Bad Soden	Tonykart/Rotax	JLC Racing/	8	52.195	1.532	71,731	8
19	36	Jonas Markworth	GER-Einbeck	Haase/Rotax	Markworth Motorsport/	10	52.251	1.588	71,654	4
20	404	Thorsten Lampert	GER-Mainz	GP/Rotax	K-Race-Tec Motorsport/	9	52.365	1.702	71,498	9
21	148	Thomas Fock	GER-Berlin	Intrepid/Rotax	/	9	52.545	1.882	71,253	9
22	23	Philipp David	GER-Brockel	Haase/Rotax	/	9	52.779	2.116	70,937	6
23	43	Jan Schmidt	GER-Vordorf	Haase/Rotax	GTÜ-Racing/	9	53.039	2.376	70,590	6
24	416	Ina Sauer	GER-Fronhausen	Tony/Rotax	/	2	54.621	3.958	68,545	2

RMKC NKC Oppenrod

Rotax Senior, X30 Senior

Stefan Bellof Arena 1,040 Km

Warm Up

21.04.2013 08:59

Training (9:00 Zeit) gestartet um 8:58:55

Pos.	Nr.	Name	Nat.-Wohnort	Fabrikat	Bewerber/Sponsor	Rnd.	Beste Zeit	Diff.	km/h	In Rd.
RO-MAX										
1	422	Nick Wüstenhagen	GER-Bruchköbel	Maranello/Rotax	Nees Racing/	7	50.663		73,900	5
2	433	Jens Plüddemann	GER-Gießen	CRG/Rotax	KV Oppenrod e.V./	9	50.689	0.026	73,862	5
3	438	Yannick Würtele	GER-Gießen	CRG/Rotax	KV Oppenrod e.V./	11	51.014	0.351	73,392	5
4	418	Benedict Bruck	GER-Berlin	OK1/Rotax	Kremer Motorsport/	10	51.290	0.627	72,997	7
5	408	Björn Raschper	GER-Salzotten	Haase/Rotax	/	10	51.515	0.852	72,678	9
6	407	Katharina Deuchert		Kosmos/Rotax	MSC Wittgenborn	10	51.625	0.962	72,523	8
7	410	Dorian Heinrich	GER-St. Ingbert	Tonykart/Rotax	/	10	51.718	1.055	72,393	8
8	405	Michael Jamieson	GER-USingen	GP/Rotax	K-Race-Tec Motorsport/	10	51.745	1.082	72,355	8
9	591	Florian Kluge	GER-Hannover	Intrepid/Rotax		9	51.840	1.177	72,222	6
10	417	Oliver Kluge	GER-Niederwürschnitz	OK1/Rotax	Kremer Motorsport/	8	52.018	1.355	71,975	4
11	485	Steffen Ebrecht	GER-Frankenthal	CRG/Rotax	Kartsport Klimm/	10	52.021	1.358	71,971	9
12	36	Jonas Markworth	GER-Einbeck	Haase/Rotax	Markworth Motorsport/	10	52.251	1.588	71,654	4
13	404	Thorsten Lampert	GER-Mainz	GP/Rotax	K-Race-Tec Motorsport/	9	52.365	1.702	71,498	9
14	148	Thomas Fock	GER-Berlin	Intrepid/Rotax	/	9	52.545	1.882	71,253	9
15	23	Philipp David	GER-Bröckel	Haase/Rotax	/	9	52.779	2.116	70,937	6
16	43	Jan Schmidt	GER-Vordorf	Haase/Rotax	GTÜ-Racing/	9	53.039	2.376	70,590	6

RO-MAX-WO

1	30	Leon Stork	GER-Neustadt	Haase/Rotax	DMV Team Tom-Tech/	9	51.059		73,327	4
2	306	Nico Stagljar	GER-Bad Friedrichshall	Gillard/Rotax		9	51.205	0.146	73,118	4
3	327	Dominik Walters	GER-Bonn	Energy/Rotax	/	10	51.541	0.482	72,641	8
4	32	Nico Lahne	GER-Kalletal	PCR/RotaxSeni	/	10	51.722	0.663	72,387	8
5	402	Thomas Kunz	GER-Bad Soden	Tonykart/Rotax	JLC Racing/	8	52.195	1.136	71,731	8
6	416	Ina Sauer	GER-Fronhausen	Tony/Rotax	/	2	54.621	3.562	68,545	2

X30

1	16	Peter Willmes	GER-Olpe	Zanardi/lame	Beule Kart Racing Team/	9	51.057		73,330	8
2	22	Timo Raff	GER-Stuttgart	Sodi/lame	Kartsport Klimm-RMSV Urloffen/	10	51.536	0.479	72,648	8

RMKC NKCC Oppenrod

Rotax Senior, X30 Senior

Stefan Bellof Arena 1,040 Km

Warm Up

21.04.2013 08:59

Training (9:00 Zeit) gestartet um 8:58:55

Runde	Rundenzeit	Diff.	Tageszeit
(422) Nick Wüstenhagen			
1	56.794	+6.131	8:59:58.025
2	51.282	+0.619	9:00:49.307
3	50.687	+0.024	9:01:39.994
4	50.677	+0.014	9:02:30.671
5	50.663		9:03:21.334
6	50.664	+0.001	9:04:11.998
7	51.160	+0.497	9:05:03.158

Runde	Rundenzeit	Diff.	Tageszeit
(433) Jens Plüddemann			
1	57.525	+6.836	8:59:59.814
2	51.337	+0.648	9:00:51.151
3	50.953	+0.264	9:01:42.104
4	50.713	+0.024	9:02:32.817
5	50.689		9:03:23.506
6	50.695	+0.006	9:04:14.201
7	50.898	+0.209	9:05:05.099
8	50.931	+0.242	9:05:56.030
9	51.076	+0.387	9:06:47.106

Runde	Rundenzeit	Diff.	Tageszeit
(438) Yannick Würtele			
1	1:00.156	+9.142	9:00:04.271
2	52.690	+1.676	9:00:56.961
3	51.691	+0.677	9:01:48.652
4	51.079	+0.065	9:02:39.731
5	51.014		9:03:30.745
6	51.116	+0.102	9:04:21.861
7	51.050	+0.036	9:05:12.911
8	51.112	+0.098	9:06:04.023
9	51.046	+0.032	9:06:55.069
10	51.108	+0.094	9:07:46.177
11	51.074	+0.060	9:08:37.251

Runde	Rundenzeit	Diff.	Tageszeit
(16) Peter Willmes			
1	1:03.052	+11.995	9:00:43.939
2	51.971	+0.914	9:01:35.910
3	51.576	+0.519	9:02:27.486
4	51.203	+0.146	9:03:18.689
5	51.657	+0.600	9:04:10.346
6	51.773	+0.716	9:05:02.119
7	51.096	+0.039	9:05:53.215
8	51.057		9:06:44.272
9	51.404	+0.347	9:07:35.676

Runde	Rundenzeit	Diff.	Tageszeit
(30) Leon Stork			
1	1:02.320	+11.261	9:00:20.929
2	56.055	+4.996	9:01:16.984
3	52.060	+1.001	9:02:09.044
4	51.059		9:03:00.103
5	53.274	+2.215	9:03:53.377
6	51.506	+0.447	9:04:44.883
7	51.312	+0.253	9:05:36.195
8	52.217	+1.158	9:06:28.412
9	51.513	+0.454	9:07:19.925

Runde	Rundenzeit	Diff.	Tageszeit
(306) Nico Stagljar			
1	1:01.002	+9.797	9:01:13.798
2	52.033	+0.828	9:02:05.831
3	51.695	+0.490	9:02:57.526
4	51.205		9:03:48.731
5	51.634	+0.429	9:04:40.365
6	51.532	+0.327	9:05:31.897
7	51.358	+0.153	9:06:23.255
8	51.606	+0.401	9:07:14.861
9	51.351	+0.146	9:08:06.212

Runde	Rundenzeit	Diff.	Tageszeit
(418) Benedict Bruck			
1	1:04.249	+12.959	9:00:08.953
2	54.528	+3.238	9:01:03.481
3	52.047	+0.757	9:01:55.528
4	51.558	+0.268	9:02:47.086
5	51.577	+0.287	9:03:38.663
6	51.641	+0.351	9:04:30.304
7	51.290		9:05:21.594
8	51.438	+0.148	9:06:13.032
9	51.605	+0.315	9:07:04.637
10	51.643	+0.353	9:07:56.280

Runde	Rundenzeit	Diff.	Tageszeit
(408) Björn Raschper			
1	1:02.712	+11.197	9:00:07.828
2	53.171	+1.656	9:01:00.999
3	52.053	+0.538	9:01:53.052
4	51.833	+0.318	9:02:44.885
5	51.809	+0.294	9:03:36.694
6	51.750	+0.235	9:04:28.444
7	51.579	+0.064	9:05:20.023
8	51.689	+0.174	9:06:11.712
9	51.515		9:07:03.227
10	51.812	+0.297	9:07:55.039

Runde	Rundenzeit	Diff.	Tageszeit
(22) Timo Raff			
1	1:03.869	+12.333	9:00:29.709
2	54.696	+3.160	9:01:24.405
3	52.117	+0.581	9:02:16.522
4	52.296	+0.760	9:03:08.818
5	51.700	+0.164	9:04:00.518
6	51.684	+0.148	9:04:52.202
7	51.882	+0.346	9:05:44.084
8	51.536		9:06:35.620
9	52.233	+0.697	9:07:27.853
10	52.232	+0.696	9:08:20.085

Runde	Rundenzeit	Diff.	Tageszeit
(327) Dominik Walters			
1	1:01.163	+9.622	9:00:07.566
2	52.860	+1.319	9:01:00.426
3	52.437	+0.896	9:01:52.863
4	51.831	+0.290	9:02:44.694
5	52.183	+0.642	9:03:36.877
6	51.914	+0.373	9:04:28.791
7	51.603	+0.062	9:05:20.394
8	51.541		9:06:11.935
9	51.718	+0.177	9:07:03.653
10	51.615	+0.074	9:07:55.268

Runde	Rundenzeit	Diff.	Tageszeit
(407) Katharina Deuchert			
1	1:05.002	+13.377	9:00:20.187
2	55.935	+4.310	9:01:16.122
3	53.179	+1.554	9:02:09.301
4	52.326	+0.701	9:03:01.627
5	52.462	+0.837	9:03:54.089
6	51.923	+0.298	9:04:46.012
7	51.891	+0.266	9:05:37.903
8	51.625		9:06:29.528
9	51.949	+0.324	9:07:21.477
10	51.981	+0.356	9:08:13.458

Runde	Rundenzeit	Diff.	Tageszeit
(410) Dorian Heinrich			
1	1:00.950	+9.232	9:00:09.069
2	53.369	+1.651	9:01:02.438
3	53.527	+1.809	9:01:55.965
4	56.728	+5.010	9:02:52.693

Runde	Rundenzeit	Diff.	Tageszeit
(32) Nico Lahne			
5	51.811	+0.093	9:03:44.504
6	52.689	+0.971	9:04:37.193
7	52.532	+0.814	9:05:29.725
8	51.718		9:06:21.443
9	52.071	+0.353	9:07:13.514
10	51.922	+0.204	9:08:05.436

Runde	Rundenzeit	Diff.	Tageszeit
(405) Michael Jamieson			
1	1:01.800	+10.055	9:00:14.436
2	56.308	+4.563	9:01:10.744
3	52.598	+0.853	9:02:03.342
4	52.265	+0.520	9:02:55.607
5	51.979	+0.234	9:03:47.586
6	52.197	+0.452	9:04:39.783
7	52.608	+0.863	9:05:32.391
8	51.745		9:06:24.136
9	51.828	+0.083	9:07:15.964
10	52.024	+0.279	9:08:07.988

Runde	Rundenzeit	Diff.	Tageszeit
(591) Florian Kluge			
1	1:04.860	+13.020	9:00:32.782
2	56.559	+4.719	9:01:29.341
3	52.763	+0.923	9:02:22.104
4	52.033	+0.193	9:03:14.137
5	52.496	+0.656	9:04:06.633
6	51.840		9:04:58.473
7	51.943	+0.103	9:05:50.416
8	51.999	+0.159	9:06:42.415
9	51.959	+0.119	9:07:34.374

Runde	Rundenzeit	Diff.	Tageszeit
(417) Oliver Kluge			
1	1:05.245	+13.227	9:00:32.662
2	56.317	+4.299	9:01:28.979
3	52.782	+0.764	9:02:21.761
4	52.033	+0.193	9:03:14.137
5	52.496	+0.656	9:04:06.633
6	51.840		9:04:58.473
7	51.943	+0.103	9:05:50.416
8	51.999	+0.159	9:06:42.415
9	51.959	+0.119	9:07:34.374

Runde	Rundenzeit	Diff.	Tageszeit
(485) Steffen Ebrecht			
1	1:02.385	+10.364	9:00:11.446
2	54.183	+2.162	9:01:05.629
3	52.640	+0.619	9:01:58.269
4	53.022	+1.001	9:02:51.291
5	52.646	+0.625	9:03:43.937
6	57.171	+5.150	9:04:41.108
7	52.881	+0.860	9:05:33.989
8	52.282	+0.261	9:06:26.271
9	52.021		9:07:18.292
10	53.789	+1.768	9:08:12.081

Runde	Rundenzeit	Diff.	Tageszeit
(402) Thomas Kunz			
1	1:03.260	+11.065	9:00:10.864

RMKC NKC Oppenrod

Rotax Senior, X30 Senior

Stefan Bellof Arena 1,040 Km

Warm Up

21.04.2013 08:59

Training (9:00 Zeit) gestartet um 8:58:55

Runde	Rundenzeit	Diff.	Tageszeit
2	55.199	+3.004	9:01:06.063
3	52.899	+0.704	9:01:58.962
4	52.693	+0.498	9:02:51.655
5	52.571	+0.376	9:03:44.226
6	52.610	+0.415	9:04:36.836
7	53.074	+0.879	9:05:29.910
8	52.195		9:06:22.105

(36) Jonas Markworth

1	1:04.559	+12.308	9:00:24.177
2	53.974	+1.723	9:01:18.151
3	52.855	+0.604	9:02:11.006
4	52.251		9:03:03.257
5	53.011	+0.760	9:03:56.268
6	52.592	+0.341	9:04:48.860
7	52.457	+0.206	9:05:41.317
8	52.729	+0.478	9:06:34.046
9	54.389	+2.138	9:07:28.435
10	52.869	+0.618	9:08:21.304

(404) Thorsten Lampert

1	1:05.881	+13.516	9:00:29.381
2	56.939	+4.574	9:01:26.320
3	53.462	+1.097	9:02:19.782
4	52.700	+0.335	9:03:12.482
5	52.652	+0.287	9:04:05.134
6	52.663	+0.298	9:04:57.797
7	52.439	+0.074	9:05:50.236
8	52.845	+0.480	9:06:43.081
9	52.365		9:07:35.446

(148) Thomas Fock

1	1:11.103	+18.558	9:00:26.858
2	55.381	+2.836	9:01:22.239
3	53.541	+0.996	9:02:15.780
4	53.813	+1.268	9:03:09.593
5	53.304	+0.759	9:04:02.897
6	53.314	+0.769	9:04:56.211
7	53.519	+0.974	9:05:49.730
8	53.926	+1.381	9:06:43.656
9	52.545		9:07:36.201

(23) Philipp David

1	1:10.709	+17.930	9:00:32.361
2	58.307	+5.528	9:01:30.668
3	53.844	+1.065	9:02:24.512
4	52.904	+0.125	9:03:17.416
5	53.327	+0.548	9:04:10.743
6	52.779		9:05:03.522
7	52.995	+0.216	9:05:56.517
8	52.998	+0.219	9:06:49.515
9	53.218	+0.439	9:07:42.733

(43) Jan Schmidt

1	1:01.506	+8.467	9:00:15.224
2	56.584	+3.545	9:01:11.808
3	53.527	+0.488	9:02:05.335
4	54.403	+1.364	9:02:59.738
5	58.036	+4.997	9:03:57.774
6	53.039		9:04:50.813
7	54.091	+1.052	9:05:44.904
8	53.228	+0.189	9:06:38.132
9	53.420	+0.381	9:07:31.552

(416) Ina Sauer

1	1:17.278	+22.657	9:00:36.344
---	----------	---------	-------------

Runde	Rundenzeit	Diff.	Tageszeit
2	54.621		9:01:30.965

Runde	Rundenzeit	Diff.	Tageszeit
-------	------------	-------	-----------

RMKC NKC Oppenrod

Rotax Senior, X30 Senior

Stefan Bellof Arena 1,040 Km

Zeittraining

21.04.2013 10:40

Qualifikation (10:00 Zeit) gestartet um 10:35:48

Pos.	Nr.	Name	Nat.-Wohnort	Fabrikat	Bewerber/Sponsor	Rnd.	Beste Zeit	Diff.	km/h	In Rd.
1	16	Peter Willmes	GER-Olpe	Zanardi/Iame	Beule Kart Racing Team/	12	49.657		75,397	8
2	22	Timo Raff	GER-Stuttgart	Sodi/Iame	Kartsport Klimm-RMSV Urloffen/	13	49.804	0.147	75,175	8
3	422	Nick Wüstenhagen	GER-Bruchköbel	Maranello/Rotax	Nees Racing/	12	50.406	0.749	74,277	6
4	438	Yannick Würtele	GER-Gießen	CRG/Rotax	KV Oppenrod e.V./	12	50.665	1.008	73,897	10
5	433	Jens Plüddemann	GER-Gießen	CRG/Rotax	KV Oppenrod e.V./	9	50.763	1.106	73,755	4
6	30	Leon Stork	GER-Neustadt	Haase/Rotax	DMV Team Tom-Tech/	11	50.818	1.161	73,675	9
7	417	Oliver Kluge	GER-Niederwürschnitz	OK1/Rotax	Kremer Motorsport/	12	50.915	1.258	73,534	12
8	591	Florian Kluge	GER-Hannover	Intrepid/Rotax		11	51.043	1.386	73,350	3
9	410	Dorian Heinrich	GER-St. Ingbert	Tonykart/Rotax	/	12	51.061	1.404	73,324	6
10	327	Dominik Walters	GER-Bonn	Energy/Rotax	/	12	51.179	1.522	73,155	10
11	408	Björn Raschper	GER-Salzkotten	Haase/Rotax	/	12	51.197	1.540	73,129	12
12	416	Ina Sauer	GER-Fronhausen	Tony/Rotax	/	12	51.206	1.549	73,116	6
13	306	Nico Stagljar	GER-Bad Friedrichshall	Gillard/Rotax		10	51.325	1.668	72,947	8
14	32	Nico Lahne	GER-Kalletal	PCR/RotaxSeni	/	9	51.420	1.763	72,812	9
15	407	Katharina Deuchert		Kosmos/Rotax	MSC Wittgenborn	12	51.636	1.979	72,508	6
16	405	Michael Jamieson	GER-Usingen	GP/Rotax	K-Race-Tec Motorsport/	12	51.669	2.012	72,461	6
17	402	Thomas Kunz	GER-Bad Soden	Tonykart/Rotax	JLC Racing/	11	51.752	2.095	72,345	9
18	485	Steffen Ebrecht	GER-Frankenthal	CRG/Rotax	Kartsport Klimm/	11	51.897	2.240	72,143	9
19	148	Thomas Fock	GER-Berlin	Intrepid/Rotax	/	12	51.985	2.328	72,021	7
20	404	Thorsten Lampert	GER-Mainz	GP/Rotax	K-Race-Tec Motorsport/	12	52.050	2.393	71,931	7
21	23	Philipp David	GER-Bröckel	Haase/Rotax	/	11	52.290	2.633	71,601	10
22	43	Jan Schmidt	GER-Vordorf	Haase/Rotax	GTÜ-Racing/	11	52.292	2.635	71,598	8
23	418	Benedict Bruck	GER-Berlin	OK1/Rotax	Kremer Motorsport/	2	53.146	3.489	70,447	2

Bemerkungen

Ergebnis vorbehaltlich technischer Nachkontrolle


Zeitnahmekommissar & Auswertung: Camp Company

Orbits

Aushang:

Uhr Rennsekretär: Karola Jarzyk

Rennleiter: Markus Peske



Reg.Nr.: KC/10/13

www.mylaps.com

Lizenziert für Camp Company GmbH

Gedruckt: 21.04.2013 10:52:37

RMKC NKC Oppenrod

Rotax Senior, X30 Senior

Stefan Bellof Arena 1,040 Km

Zeittraining

21.04.2013 10:40

Qualifikation (10:00 Zeit) gestartet um 10:35:48

Pos.	Nr.	Name	Nat.-Wohnort	Fabrikat	Bewerber/Sponsor	Rnd.	Beste Zeit	Diff.	km/h	In Rd.
RO-MAX										
1	422	Nick Wüstenhagen	GER-Bruchköbel	Maranello/Rotax	Nees Racing/	12	50.406		74,277	6
2	438	Yannick Würtele	GER-Gießen	CRG/Rotax	KV Oppenrod e.V./	12	50.665	0.259	73,897	10
3	433	Jens Plüddemann	GER-Gießen	CRG/Rotax	KV Oppenrod e.V./	9	50.763	0.357	73,755	4
4	417	Oliver Kluge	GER-Niederwürschnitz	OK1/Rotax	Kremer Motorsport/	12	50.915	0.509	73,534	12
5	591	Florian Kluge	GER-Hannover	Intrepid/Rotax		11	51.043	0.637	73,350	3
6	410	Dorian Heinrich	GER-St. Ingbert	Tonykart/Rotax	/	12	51.061	0.655	73,324	6
7	408	Björn Raschper	GER-Salzkotten	Haase/Rotax	/	12	51.197	0.791	73,129	12
8	407	Katharina Deuchert		Kosmos/Rotax	MSC Wittgenborn	12	51.636	1.230	72,508	6
9	405	Michael Jamieson	GER-Usingen	GP/Rotax	K-Race-Tec Motorsport/	12	51.669	1.263	72,461	6
10	485	Steffen Ebrecht	GER-Frankenthal	CRG/Rotax	Kartsport Klimm/	11	51.897	1.491	72,143	9
11	148	Thomas Fock	GER-Berlin	Intrepid/Rotax	/	12	51.985	1.579	72,021	7
12	404	Thorsten Lampert	GER-Mainz	GP/Rotax	K-Race-Tec Motorsport/	12	52.050	1.644	71,931	7
13	23	Philipp David	GER-Bröckel	Haase/Rotax	/	11	52.290	1.884	71,601	10
14	43	Jan Schmidt	GER-Vordorf	Haase/Rotax	GTÜ-Racing/	11	52.292	1.886	71,598	8
15	418	Benedict Bruck	GER-Berlin	OK1/Rotax	Kremer Motorsport/	2	53.146	2.740	70,447	2

RO-MAX-WO

1	30	Leon Stork	GER-Neustadt	Haase/Rotax	DMV Team Tom-Tech/	11	50.818		73,675	9
2	327	Dominik Walters	GER-Bonn	Energy/Rotax	/	12	51.179	0.361	73,155	10
3	416	Ina Sauer	GER-Fronhausen	Tony/Rotax	/	12	51.206	0.388	73,116	6
4	306	Nico Stagljar	GER-Bad Friedrichshall	Gillard/Rotax		10	51.325	0.507	72,947	8
5	32	Nico Lahne	GER-Kalletal	PCR/RotaxSeni	/	9	51.420	0.602	72,812	9
6	402	Thomas Kunz	GER-Bad Soden	Tonykart/Rotax	JLC Racing/	11	51.752	0.934	72,345	9

X30

1	16	Peter Willmes	GER-Olpe	Zanardi/lame	Beule Kart Racing Team/	12	49.657		75,397	8
2	22	Timo Raff	GER-Stuttgart	Sodi/lame	Kartsport Klimm-RMSV Urloffen/	13	49.804	0.147	75,175	8

Bemerkungen

Ergebnis vorbehaltlich technischer Nachkontrolle

Zeitnahmekommissar & Auswertung: Camp Company


Orbits

Aushang:

Uhr Rennsekretär: Karola Jarzyk

Rennleiter: Markus Peske

Reg.Nr.: KC/10/13



www.mylaps.com

Lizensiert für Camp Company GmbH

Gedruckt: 21.04.2013 10:52:53

RMKC NKCC Oppenrod

Rotax Senior, X30 Senior

Stefan Bellof Arena 1,040 Km

Zeittraining

21.04.2013 10:40

Qualifikation (10:00 Zeit) gestartet um 10:35:48

Runde	Rundenzeit	Diff.	Tageszeit
(16) Peter Willmes			
1	1:03.204	+13.547	10:37:27.904
2	50.247	+0.590	10:38:18.151
3	56.010	+6.353	10:39:14.161
4	49.829	+0.172	10:40:03.990
5	50.003	+0.346	10:40:53.993
6	50.006	+0.349	10:41:43.999
7	51.653	+1.996	10:42:35.652
8	49.657		10:43:25.309
9	49.805	+0.148	10:44:15.114
10	50.039	+0.382	10:45:05.153
11	49.971	+0.314	10:45:55.124
12	50.263	+0.606	10:46:45.387

Runde	Rundenzeit	Diff.	Tageszeit
(22) Timo Raff			
1	58.216	+8.412	10:36:50.208
2	51.363	+1.559	10:37:41.571
3	50.998	+0.294	10:38:31.669
4	50.534	+0.730	10:39:22.203
5	50.277	+0.473	10:40:12.480
6	51.380	+1.576	10:41:03.860
7	50.277	+0.473	10:41:54.137
8	49.804		10:42:43.941
9	49.987	+0.183	10:43:33.928
10	51.000	+1.196	10:44:24.928
11	50.695	+0.891	10:45:15.623
12	50.644	+0.840	10:46:06.267
13	50.224	+0.420	10:46:56.491

Runde	Rundenzeit	Diff.	Tageszeit
(422) Nick Wüstenhagen			
1	57.770	+7.364	10:36:49.075
2	51.566	+1.160	10:37:40.641
3	59.146	+8.740	10:38:39.787
4	50.842	+0.436	10:39:30.629
5	50.559	+0.153	10:40:21.188
6	50.406		10:41:11.594
7	50.659	+0.253	10:42:02.253
8	54.493	+4.087	10:42:56.746
9	50.679	+0.273	10:43:47.425
10	50.627	+0.221	10:44:38.052
11	51.013	+0.607	10:45:29.065
12	52.849	+2.443	10:46:21.914

Runde	Rundenzeit	Diff.	Tageszeit
(438) Yannick Würtele			
1	59.847	+9.182	10:37:05.269
2	52.299	+1.634	10:37:57.568
3	51.158	+0.493	10:38:48.726
4	51.508	+0.843	10:39:40.234
5	50.948	+0.283	10:40:31.182
6	50.830	+0.165	10:41:22.012
7	50.928	+0.263	10:42:12.940
8	51.148	+0.483	10:43:04.088
9	50.918	+0.253	10:43:55.006
10	50.665		10:44:45.671
11	50.834	+0.169	10:45:36.505
12	51.131	+0.466	10:46:27.636

Runde	Rundenzeit	Diff.	Tageszeit
(433) Jens Plüddemann			
1	59.665	+8.902	10:39:38.664
2	51.277	+0.514	10:40:29.941
3	50.865	+0.102	10:41:20.806
4	50.763		10:42:11.569
5	51.073	+0.310	10:43:02.642
6	51.291	+0.528	10:43:53.933
7	50.983	+0.220	10:44:44.916

Runde	Rundenzeit	Diff.	Tageszeit
8	51.341	+0.578	10:45:36.257
9	51.258	+0.495	10:46:27.515

Runde	Rundenzeit	Diff.	Tageszeit
(30) Leon Stork			
1	1:09.941	+19.123	10:37:52.624
2	52.517	+1.699	10:38:45.141
3	59.310	+8.492	10:39:44.451
4	51.460	+0.642	10:40:35.911
5	51.052	+0.234	10:41:26.963
6	51.053	+0.235	10:42:18.016
7	50.991	+0.173	10:43:09.007
8	51.030	+0.212	10:44:00.037
9	50.818		10:44:50.855
10	50.928	+0.110	10:45:41.783
11	51.063	+0.245	10:46:32.846

Runde	Rundenzeit	Diff.	Tageszeit
(417) Oliver Kluge			
1	1:02.720	+11.805	10:37:21.427
2	53.002	+2.087	10:38:14.429
3	52.298	+1.383	10:39:06.727
4	52.319	+1.404	10:39:59.046
5	51.615	+0.700	10:40:50.661
6	53.257	+2.342	10:41:43.918
7	52.179	+1.264	10:42:36.097
8	51.175	+0.260	10:43:27.272
9	50.983	+0.068	10:44:18.255
10	52.050	+1.135	10:45:10.305
11	54.126	+3.211	10:46:04.431
12	50.915		10:46:55.346

Runde	Rundenzeit	Diff.	Tageszeit
(591) Florian Kluge			
1	1:00.339	+9.296	10:37:14.291
2	52.285	+1.242	10:38:06.576
3	51.043		10:38:57.619
4	51.534	+0.491	10:39:49.153
5	58.656	+7.613	10:40:47.809
6	51.144	+0.101	10:41:38.953
7	51.298	+0.255	10:42:30.251
8	51.193	+0.150	10:43:21.444
9	51.230	+0.187	10:44:12.674
10	1:01.010	+9.967	10:45:13.684
11	51.245	+0.202	10:46:04.929

Runde	Rundenzeit	Diff.	Tageszeit
(410) Dorian Heinrich			
1	1:04.440	+13.379	10:37:00.058
2	53.614	+2.553	10:37:53.672
3	51.820	+0.759	10:38:45.492
4	53.380	+2.319	10:39:38.872
5	51.556	+0.495	10:40:30.428
6	51.061		10:41:21.489
7	51.287	+0.226	10:42:12.776
8	51.743	+0.682	10:43:04.519
9	51.286	+0.225	10:43:55.805
10	51.286	+0.225	10:44:47.091
11	51.438	+0.377	10:45:38.529
12	51.633	+0.572	10:46:30.162

Runde	Rundenzeit	Diff.	Tageszeit
(327) Dominik Walters			
1	1:00.876	+9.697	10:36:55.417
2	53.046	+1.867	10:37:48.463
3	51.910	+0.731	10:38:40.373
4	51.488	+0.309	10:39:31.861
5	51.401	+0.222	10:40:23.262
6	51.537	+0.358	10:41:14.799
7	51.390	+0.211	10:42:06.189
8	51.466	+0.287	10:42:57.655

Runde	Rundenzeit	Diff.	Tageszeit
9	51.447	+0.268	10:43:49.102
10	51.179		10:44:40.281
11	51.204	+0.025	10:45:31.485
12	51.661	+0.482	10:46:23.146

Runde	Rundenzeit	Diff.	Tageszeit
(408) Björn Raschper			
1	1:03.874	+12.677	10:36:56.897
2	53.271	+2.074	10:37:50.168
3	51.818	+0.621	10:38:41.986
4	53.243	+2.046	10:39:35.229
5	51.391	+0.194	10:40:26.620
6	51.587	+0.390	10:41:18.207
7	51.731	+0.534	10:42:09.938
8	51.427	+0.230	10:43:01.365
9	51.585	+0.388	10:43:52.950
10	51.477	+0.280	10:44:44.427
11	52.384	+1.187	10:45:36.811
12	51.197		10:46:28.008

Runde	Rundenzeit	Diff.	Tageszeit
(416) Ina Sauer			
1	1:04.762	+13.556	10:36:57.122
2	53.554	+2.348	10:37:50.676
3	51.474	+0.268	10:38:42.150
4	58.963	+7.757	10:39:41.113
5	51.289	+0.083	10:40:32.402
6	51.206		10:41:23.608
7	51.240	+0.034	10:42:14.848
8	51.373	+0.167	10:43:06.221
9	51.516	+0.310	10:43:57.737
10	51.413	+0.207	10:44:49.150
11	53.610	+2.404	10:45:42.760
12	51.511	+0.305	10:46:34.271

Runde	Rundenzeit	Diff.	Tageszeit
(306) Nico Stagljar			
1	58.454	+7.129	10:36:51.918
2	51.899	+0.574	10:37:43.817
3	51.436	+0.111	10:38:35.253
4	51.627	+0.302	10:39:26.880
5	51.383	+0.058	10:40:18.263
6	51.567	+0.242	10:41:09.830
7	51.630	+0.305	10:42:01.460
8	51.325		10:42:52.785
9	51.592	+0.267	10:43:44.377
10	51.429	+0.104	10:44:35.806

Runde	Rundenzeit	Diff.	Tageszeit
(32) Nico Lahne			
1	1:06.727	+15.307	10:37:14.332
2	56.675	+5.255	10:38:11.007
3	53.845	+2.425	10:39:04.852
4	52.313	+0.893	10:39:57.165
5	52.180	+0.760	10:40:49.345
6	53.245	+1.825	10:41:42.590
7	51.901	+0.481	10:42:34.491
8	51.729	+0.309	10:43:26.220
9	51.420		10:44:17.640

Runde	Rundenzeit	Diff.	Tageszeit
(407) Katharina Deuchert			
1	1:03.624	+11.988	10:37:20.865
2	53.124	+1.488	10:38:13.989
3	52.227	+0.591	10:39:06.216
4	52.394	+0.758	10:39:58.610
5	51.824	+0.188	10:40:50.434
6	51.636		10:41:42.070
7	51.730	+0.094	10:42:33.800
8	51.854	+0.218	10:43:25.654
9	51.801	+0.165	10:44:17.455

RMKC NKC Oppenrod

Rotax Senior, X30 Senior

Stefan Bellof Arena 1,040 Km

Zeittraining

21.04.2013 10:40

Qualifikation (10:00 Zeit) gestartet um 10:35:48

Runde	Rundenzeit	Diff.	Tageszeit
10	51.844	+0.208	10:45:09.299
11	51.642	+0.006	10:46:00.941
12	51.959	+0.323	10:46:52.900

(405) Michael Jamieson

1	1:05.111	+13.442	10:37:11.897
2	52.733	+1.064	10:38:04.630
3	51.999	+0.330	10:38:56.629
4	52.342	+0.673	10:39:48.971
5	52.388	+0.719	10:40:41.359
6	51.669		10:41:33.028
7	51.725	+0.056	10:42:24.753
8	51.763	+0.094	10:43:16.516
9	51.767	+0.098	10:44:08.283
10	53.218	+1.549	10:45:01.501
11	51.712	+0.043	10:45:53.213
12	51.736	+0.067	10:46:44.949

(402) Thomas Kunz

1	1:07.161	+15.409	10:37:36.255
2	53.708	+1.956	10:38:29.963
3	53.552	+1.800	10:39:23.515
4	52.056	+0.304	10:40:15.571
5	52.340	+0.588	10:41:07.911
6	52.283	+0.531	10:42:00.194
7	52.378	+0.626	10:42:52.572
8	52.439	+0.687	10:43:45.011
9	51.752		10:44:36.763
10	52.091	+0.339	10:45:28.854
11	1:02.669	+10.917	10:46:31.523

(485) Steffen Ebrecht

1	1:03.100	+11.203	10:37:23.172
2	53.355	+1.458	10:38:16.527
3	52.729	+0.832	10:39:09.256
4	52.788	+0.891	10:40:02.044
5	52.721	+0.824	10:40:54.765
6	52.053	+0.156	10:41:46.818
7	52.123	+0.226	10:42:38.941
8	52.137	+0.240	10:43:31.078
9	51.897		10:44:22.975
10	56.033	+4.136	10:45:19.008
11	53.167	+1.270	10:46:12.175

(148) Thomas Fock

1	1:03.045	+11.060	10:37:17.503
2	53.631	+1.646	10:38:11.134
3	54.872	+2.887	10:39:06.006
4	54.593	+2.608	10:40:00.599
5	52.573	+0.588	10:40:53.172
6	52.584	+0.599	10:41:45.756
7	51.985		10:42:37.741
8	52.320	+0.335	10:43:30.061
9	52.789	+0.804	10:44:22.850
10	52.531	+0.546	10:45:15.381
11	54.271	+2.286	10:46:09.652
12	53.062	+1.077	10:47:02.714

(404) Thorsten Lampert

1	1:06.656	+14.606	10:37:12.628
2	54.488	+2.438	10:38:07.116
3	52.165	+0.115	10:38:59.281
4	52.444	+0.394	10:39:51.725
5	52.118	+0.068	10:40:43.843
6	52.121	+0.071	10:41:35.964
7	52.050		10:42:28.014

Runde	Rundenzeit	Diff.	Tageszeit
8	52.087	+0.037	10:43:20.101
9	52.187	+0.137	10:44:12.288
10	52.117	+0.067	10:45:04.405
11	52.487	+0.437	10:45:56.892
12	52.083	+0.033	10:46:48.975

(23) Philipp David

1	1:04.634	+12.344	10:37:30.343
2	54.425	+2.135	10:38:24.768
3	53.810	+1.520	10:39:18.578
4	53.819	+1.529	10:40:12.397
5	53.119	+0.829	10:41:05.516
6	52.835	+0.545	10:41:58.351
7	52.593	+0.303	10:42:50.944
8	52.474	+0.184	10:43:43.418
9	52.993	+0.703	10:44:36.411
10	52.290		10:45:28.701
11	56.804	+4.514	10:46:25.505

(43) Jan Schmidt

1	1:02.580	+10.288	10:37:23.572
2	53.938	+1.646	10:38:17.510
3	52.781	+0.489	10:39:10.291
4	52.610	+0.318	10:40:02.901
5	52.498	+0.206	10:40:55.399
6	52.399	+0.107	10:41:47.798
7	52.486	+0.194	10:42:40.284
8	52.292		10:43:32.576
9	53.097	+0.805	10:44:25.673
10	52.524	+0.232	10:45:18.197
11	52.903	+0.611	10:46:11.100

(418) Benedict Bruck

1	59.861	+6.715	10:37:14.691
2	53.146		10:38:07.837

RMKC NKC Oppenrod

Rotax Senior, X30 Senior

Stefan Bellof Arena 1,040 Km

1. Rennen


21.04.2013 14:25

Rennen (16 Runden)

12	418
	23
11	23
	21
10	148
	19
9	402
	17
8	407
	15
7	306
	13
6	408
	11
5	410
	9
4	417
	7
3	433
	5
2	422
	3
1	16
	1

POLE POSITION 1

43
22
404
20
485
18
405
16
32
14
416
12
327
10
591
8
30
6
438
4
22
2



RMKC NKC Oppenrod

Rotax Senior, X30 Senior

Stefan Bellof Arena 1,040 Km

1. Rennen

-NEU-

21.04.2013 14:25

Rennen (15 Runden) gestartet um 14:28:09

Pos.	Nr.	Name	Nat.-Wohnort	Fabrikat	Bewerber/Sponsor	Rnd.	Gesamtzeit	Diff.	Ø km/h	Beste Zeit	km/h	Pkt.
1	22	Timo Raff	GER-Stuttgart	Sodi/Iame	Kartsport Klimm-RMSV Urloffer	15	12:43.214		73,584	50.213	74,562	0
2	16	Peter Willmes	GER-Olpe	Zanardi/Iame	Beule Kart Racing Team/	15	12:46.601	3.387	73,258	50.083	74,756	0
3	422	Nick Wüstenhagen	GER-Bruchköbel	Maranello/Rotax	Nees Racing/	15	12:49.176	5.962	73,013	50.941	73,497	0
4	438	Yannick Würtele	GER-Gießen	CRG/Rotax	KV Oppenrod e.V./	15	12:52.434	9.220	72,705	51.092	73,280	0
5	306	Nico Stagljar	GER-Bad Friedrichsl	Gillard/Rotax		15	12:57.247	14.033	72,255	51.238	73,071	0
6	433	Jens Plüddemann	GER-Gießen	CRG/Rotax	KV Oppenrod e.V./	15	12:59.952	16.738	72,004	51.385	72,862	0
7	591	Florian Kluge	GER-Hannover	Intrepid/Rotax		15	13:00.221	17.007	71,980	51.316	72,960	0
8	30	Leon Stork	GER-Neustadt	Haase/Rotax	DMV Team Tom-Tech/	15	13:00.384	17.170	71,965	51.241	73,066	0
9	410	Dorian Heinrich	GER-St. Ingbert	Tonykart/Rotax	/	15	13:01.166	17.952	71,893	51.246	73,059	0
10	408	Björn Raschper	GER-Salzkotten	Haase/Rotax	/	15	13:01.365	18.151	71,874	51.277	73,015	0
11	417	Oliver Kluge	GER-Niederwürschr	OK1/Rotax	Kremer Motorsport/	15	13:01.540	18.326	71,858	51.456	72,761	0
12	327	Dominik Walters	GER-Bonn	Energy/Rotax	/	15	13:02.500	19.286	71,770	51.428	72,801	0
13	32	Nico Lahne	GER-Kalletal	PCR/RotaxSeni	/	15	13:03.129	19.915	71,712	51.468	72,744	0
14	418	Benedict Bruck	GER-Berlin	OK1/Rotax	Kremer Motorsport/	15	13:07.581	24.367	71,307	51.254	73,048	0
15	405	Michael Jamieson	GER-Usingen	GP/Rotax	K-Race-Tec Motorsport/	15	13:10.587	27.373	71,036	51.719	72,391	0
16	43	Jan Schmidt	GER-Vordorf	Haase/Rotax	GTÜ-Racing/	15	13:13.302	30.088	70,793	52.052	71,928	0
17	404	Thorsten Lampert	GER-Mainz	GP/Rotax	K-Race-Tec Motorsport/	15	13:13.557	30.343	70,770	51.922	72,108	0
18	407	Katharina Deuchert		Kosmos/Rotax	MSC Wittgenborn	15	13:19.027	35.813	70,285	51.754	72,342	0
19	36	Jonas Markworth	GER-Einbeck	Haase/Rotax	Markworth Motorsport/	15	13:19.343	36.129	70,258	52.392	71,461	0
20	485	Steffen Ebrecht	GER-Frankenthal	CRG/Rotax	Kartsport Klimm/	15	13:20.048	36.834	70,196	51.990	72,014	0
21	148	Thomas Fock	GER-Berlin	Intrepid/Rotax	/	15	13:27.812	44.598	69,521	51.997	72,004	0
22	23	Philipp David	GER-Bröckel	Haase/Rotax	/	14	12:37.494	1 Runde	69,197	52.916	70,754	0
23	416	Ina Sauer	GER-Fronhausen	Tony/Rotax	/	14	12:50.178	1 Runde	68,057	51.163	73,178	0
24	402	Thomas Kunz	GER-Bad Soden	Tonykart/Rotax	JLC Racing/	5	4:29.800	10 Runden	69,385	52.228	71,686	0

Bemerkungen

Ergebnis vorbehaltlich technischer Nachkontrolle
 Gestartet: 24 Gewertet: 24 Nicht Gewertet: 0
 Str.Nr.: 16 +10sek (Rennleiterentscheidung)


Vorsprung	Ø km/h	Beste Rundenzeit	km/h	Beste Runde von
3.387	73,584	50.083	74,756	16 - Peter Willmes

Zeitnahmekommissar & Auswertung: Camp Company

Orbits

Aushang: Uhr Rennsekretär: Karola Jarzyk

Rennleiter: Markus Peske



www.mylaps.com

Reg.Nr.: KC/10/13

Lizensiert für Camp Company GmbH

RMKC NKC Oppenrod

Rotax Senior, X30 Senior

Stefan Bellof Arena 1,040 Km

-NEU-

1. Rennen

21.04.2013 14:25

Rennen (15 Runden) gestartet um 14:28:09

Pos.	Nr.	Name	Nat.-Wohnort	Fabrikat	Bewerber/Sponsor	Rnd.	Gesamtzeit	Diff.	Ø km/h	Beste Zeit	km/h	Pkt.
RO-MAX												
1	422	Nick Wüstenhagen	GER-Bruchköbel	Maranello/Rotax	Nees Racing/	15	12:49.176		73,013	50.941	73,497	0
2	438	Yannick Würtele	GER-Gießen	CRG/Rotax	KV Oppenrod e.V./	15	12:52.434	3.258	72,705	51.092	73,280	0
3	306	Nico Stagljar	GER-Bad Friedrichsl	Gillard/Rotax		15	12:57.247	8.071	72,255	51.238	73,071	0
4	433	Jens Plüddemann	GER-Gießen	CRG/Rotax	KV Oppenrod e.V./	15	12:59.952	10.776	72,004	51.385	72,862	0
5	591	Florian Kluge	GER-Hannover	Intrepid/Rotax		15	13:00.221	11.045	71,980	51.316	72,960	0
6	410	Dorian Heinrich	GER-St. Ingbert	Tonykart/Rotax	/	15	13:01.166	11.990	71,893	51.246	73,059	0
7	408	Björn Raschper	GER-Salzkotten	Haase/Rotax	/	15	13:01.365	12.189	71,874	51.277	73,015	0
8	417	Oliver Kluge	GER-Niederwürschr	OK1/Rotax	Kremer Motorsport/	15	13:01.540	12.364	71,858	51.456	72,761	0
9	418	Benedict Bruck	GER-Berlin	OK1/Rotax	Kremer Motorsport/	15	13:07.581	18.405	71,307	51.254	73,048	0
10	405	Michael Jamieson	GER-Usingen	GP/Rotax	K-Race-Tec Motorsport/	15	13:10.587	21.411	71,036	51.719	72,391	0
11	43	Jan Schmidt	GER-Vordorf	Haase/Rotax	GTÜ-Racing/	15	13:13.302	24.126	70,793	52.052	71,928	0
12	404	Thorsten Lampert	GER-Mainz	GP/Rotax	K-Race-Tec Motorsport/	15	13:13.557	24.381	70,770	51.922	72,108	0
13	407	Katharina Deuchert		Kosmos/Rotax	MSC Wittgenborn	15	13:19.027	29.851	70,285	51.754	72,342	0
14	36	Jonas Markworth	GER-Einbeck	Haase/Rotax	Markworth Motorsport/	15	13:19.343	30.167	70,258	52.392	71,461	0
15	485	Steffen Ebrecht	GER-Frankenthal	CRG/Rotax	Kartsport Klimm/	15	13:20.048	30.872	70,196	51.990	72,014	0
16	148	Thomas Fock	GER-Berlin	Intrepid/Rotax	/	15	13:27.812	38.636	69,521	51.997	72,004	0
17	23	Philipp David	GER-Bröckel	Haase/Rotax	/	14	12:37.494	1 Runde	69,197	52.916	70,754	0
RO-MAX-WO												
1	30	Leon Stork	GER-Neustadt	Haase/Rotax	DMV Team Tom-Tech/	15	13:00.384		71,965	51.241	73,066	0
2	327	Dominik Walters	GER-Bonn	Energy/Rotax	/	15	13:02.500	2.116	71,770	51.428	72,801	0
3	32	Nico Lahne	GER-Kalletal	PCR/RotaxSeni	/	15	13:03.129	2.745	71,712	51.468	72,744	0
4	416	Ina Sauer	GER-Fronhausen	Tony/Rotax	/	14	12:50.178	1 Runde	68,057	51.163	73,178	0
5	402	Thomas Kunz	GER-Bad Soden	Tonykart/Rotax	JLC Racing/	5	4:29.800	10 Runden	69,385	52.228	71,686	0
X30												
1	22	Timo Raff	GER-Stuttgart	Sodi/Iame	Kartsport Klimm-RMSV Urloffer	15	12:43.214		73,584	50.213	74,562	0
2	16	Peter Willmes	GER-Olpe	Zanardi/Iame	Beule Kart Racing Team/	15	12:46.601	3.387	73,258	50.083	74,756	0

Bemerkungen

Ergebnis vorbehaltlich technischer Nachkontrolle
 Gestartet: 24 Gewertet: 24 Nicht Gewertet: 0
 Str.Nr.: 16 +10sek (Rennleiterentscheidung)


Vorsprung	Ø km/h	Beste Rundenzeit	km/h	Beste Runde von
3.387	73,584	50.083	74,756	16 - Peter Willmes

Zeitnahmekommissar & Auswertung: Camp Company

Orbits

Aushang: Uhr Rennsekretär: Karola Jarzyk

Rennleiter: Markus Peske



www.mylaps.com

Reg.Nr.: KC/10/13

Lizenziert für Camp Company GmbH

RMKC NKCC Oppenrod

Rotax Senior, X30 Senior

Stefan Bellof Arena 1,040 Km

1. Rennen

21.04.2013 14:25

Rennen (15 Runden) gestartet um 14:28:09

Runde	Rundenzeit	Diff.	Tageszeit	Runde	Rundenzeit	Diff.	Tageszeit	Runde	Rundenzeit	Diff.	Tageszeit
(16) Peter Willmes				14	51.092		14:40:10.955	12	51.256	+0.015	14:38:33.858
1	51.458	+1.375	14:29:01.190	15	51.211	+0.119	14:41:02.166	13	51.770	+0.529	14:39:25.628
2	50.632	+0.549	14:29:51.822	(306) Nico Stagljar				14	52.825	+1.584	14:40:18.453
3	50.459	+0.376	14:30:42.281	1	55.030	+3.792	14:29:05.747	15	51.663	+0.422	14:41:10.116
4	50.841	+0.758	14:31:33.122	2	52.498	+1.260	14:29:58.245	(410) Dorian Heinrich			
5	50.267	+0.184	14:32:23.389	3	51.282	+0.044	14:30:49.527	1	53.783	+2.537	14:29:04.219
6	50.083		14:33:13.472	4	51.888	+0.650	14:31:41.415	2	52.052	+0.806	14:29:56.271
7	50.390	+0.307	14:34:03.862	5	51.238		14:32:32.653	3	51.564	+0.318	14:30:47.835
8	50.231	+0.148	14:34:54.093	6	51.314	+0.076	14:33:23.967	4	53.697	+2.451	14:31:41.532
9	50.435	+0.352	14:35:44.528	7	51.302	+0.064	14:34:15.269	5	51.530	+0.284	14:32:33.062
10	50.293	+0.210	14:36:34.821	8	51.275	+0.037	14:35:06.544	6	51.464	+0.218	14:33:24.526
11	50.265	+0.182	14:37:25.086	9	51.965	+0.727	14:35:58.509	7	51.601	+0.355	14:34:16.127
12	50.328	+0.245	14:38:15.414	10	51.788	+0.550	14:36:50.297	8	51.345	+0.099	14:35:07.472
13	50.437	+0.354	14:39:05.851	11	51.403	+0.165	14:37:41.700	9	51.503	+0.257	14:35:58.975
14	50.149	+0.066	14:39:56.000	12	51.256	+0.018	14:38:32.956	10	52.202	+0.956	14:36:51.177
15	50.333	+0.250	14:40:46.333	13	51.381	+0.143	14:39:24.337	11	51.875	+0.629	14:37:43.052
(22) Timo Raff				14	51.242	+0.004	14:40:15.579	12	51.246		14:38:34.298
1	51.935	+1.722	14:29:01.684	15	51.400	+0.162	14:41:06.979	13	51.538	+0.292	14:39:25.836
2	50.725	+0.512	14:29:52.409	(433) Jens Plüddemann				14	53.479	+2.233	14:40:19.315
3	50.213		14:30:42.622	1	52.924	+1.539	14:29:03.045	15	51.583	+0.337	14:41:10.898
4	54.535	+4.322	14:31:37.157	2	51.666	+0.281	14:29:54.711	(408) Björn Raschper			
5	50.986	+0.773	14:32:28.143	3	51.536	+0.151	14:30:46.247	1	54.686	+3.409	14:29:05.239
6	50.380	+0.167	14:33:18.523	4	51.870	+0.485	14:31:38.117	2	51.886	+0.609	14:29:57.125
7	50.697	+0.484	14:34:09.220	5	51.534	+0.149	14:32:29.651	3	51.790	+0.513	14:30:48.915
8	50.488	+0.275	14:34:59.708	6	51.692	+0.307	14:33:21.343	4	52.925	+1.648	14:31:41.840
9	50.366	+0.153	14:35:50.074	7	52.027	+0.642	14:34:13.370	5	51.552	+0.275	14:32:33.392
10	50.476	+0.263	14:36:40.550	8	51.939	+0.554	14:35:05.309	6	51.602	+0.325	14:33:24.994
11	50.417	+0.204	14:37:30.967	9	52.563	+1.178	14:35:57.872	7	51.424	+0.147	14:34:16.418
12	50.577	+0.364	14:38:21.544	10	52.468	+1.083	14:36:50.340	8	51.277		14:35:07.695
13	50.503	+0.290	14:39:12.047	11	51.794	+0.409	14:37:42.134	9	51.401	+0.124	14:35:59.096
14	50.439	+0.226	14:40:02.486	12	51.385		14:38:33.519	10	52.246	+0.969	14:36:51.342
15	50.460	+0.247	14:40:52.946	13	52.113	+0.728	14:39:25.632	11	52.067	+0.790	14:37:43.409
(422) Nick Wüstenhagen				14	52.494	+1.109	14:40:18.126	12	51.441	+0.164	14:38:34.850
1	52.417	+1.476	14:29:02.309	15	51.558	+0.173	14:41:09.684	13	51.350	+0.073	14:39:26.200
2	51.436	+0.495	14:29:53.745	(591) Florian Kluge				14	53.200	+1.923	14:40:19.400
3	51.118	+0.177	14:30:44.863	1	53.483	+2.167	14:29:03.665	15	51.697	+0.420	14:41:11.097
4	52.085	+1.144	14:31:36.948	2	51.733	+0.417	14:29:55.398	(417) Oliver Kluge			
5	51.501	+0.560	14:32:28.449	3	51.382	+0.066	14:30:46.780	1	53.542	+2.086	14:29:03.877
6	51.121	+0.180	14:33:19.570	4	52.059	+0.743	14:31:38.839	2	51.730	+0.274	14:29:55.607
7	51.052	+0.111	14:34:10.622	5	51.712	+0.396	14:32:30.551	3	51.478	+0.022	14:30:47.085
8	50.987	+0.046	14:35:01.609	6	51.316		14:33:21.867	4	52.037	+0.581	14:31:39.122
9	51.004	+0.063	14:35:52.613	7	51.915	+0.599	14:34:13.782	5	51.649	+0.193	14:32:30.771
10	50.941		14:36:43.554	8	51.564	+0.248	14:35:05.346	6	51.456		14:33:22.227
11	50.960	+0.019	14:37:34.514	9	53.345	+2.029	14:35:58.691	7	51.820	+0.364	14:34:14.047
12	51.294	+0.353	14:38:25.808	10	52.186	+0.870	14:36:50.877	8	51.626	+0.170	14:35:05.673
13	51.013	+0.072	14:39:16.821	11	51.344	+0.028	14:37:42.221	9	52.345	+0.889	14:35:58.018
14	50.974	+0.033	14:40:07.795	12	51.409	+0.093	14:38:33.630	10	52.501	+1.045	14:36:50.519
15	51.113	+0.172	14:40:58.908	13	52.037	+0.721	14:39:25.667	11	52.304	+0.848	14:37:42.823
(438) Yannick Würtele				14	52.742	+1.426	14:40:18.409	12	51.718	+0.262	14:38:34.541
1	53.134	+2.042	14:29:03.140	15	51.544	+0.228	14:41:09.953	13	51.538	+0.082	14:39:26.079
2	51.730	+0.638	14:29:54.870	(30) Leon Stork				14	53.589	+2.133	14:40:19.668
3	51.540	+0.448	14:30:46.410	1	53.374	+2.133	14:29:03.470	15	51.604	+0.148	14:41:11.272
4	51.885	+0.793	14:31:38.295	2	51.627	+0.386	14:29:55.097	(327) Dominik Walters			
5	51.647	+0.555	14:32:29.942	3	51.524	+0.283	14:30:46.621	1	55.254	+3.826	14:29:05.667
6	51.352	+0.260	14:33:21.294	4	51.982	+0.741	14:31:38.603	2	53.170	+1.742	14:29:58.837
7	51.548	+0.456	14:34:12.842	5	51.645	+0.404	14:32:30.248	3	52.127	+0.699	14:30:50.964
8	51.186	+0.094	14:35:04.028	6	51.241		14:33:21.489	4	52.474	+1.046	14:31:43.438
9	51.125	+0.033	14:35:55.153	7	52.022	+0.781	14:34:13.511	5	52.007	+0.579	14:32:35.445
10	51.259	+0.167	14:36:46.412	8	51.764	+0.523	14:35:05.275	6	52.307	+0.879	14:33:27.752
11	51.166	+0.074	14:37:37.578	9	52.564	+1.323	14:35:57.839	7	51.686	+0.258	14:34:19.438
12	51.102	+0.010	14:38:28.680	10	53.205	+1.964	14:36:51.044	8	51.501	+0.073	14:35:10.939
13	51.183	+0.091	14:39:19.863	11	51.558	+0.317	14:37:42.602	9	51.483	+0.055	14:36:02.422

RMKC NKCC Oppenrod

Rotax Senior, X30 Senior

Stefan Bellof Arena 1,040 Km

1. Rennen

21.04.2013 14:25

Rennen (15 Runden) gestartet um 14:28:09

Runde	Rundenzeit	Diff.	Tageszeit
10	51.784	+0.356	14:36:54.206
11	51.747	+0.319	14:37:45.953
12	51.710	+0.282	14:38:37.663
13	51.428		14:39:29.091
14	51.658	+0.230	14:40:20.749
15	51.483	+0.055	14:41:12.232

(32) Nico Lahne

1	54.923	+3.455	14:29:05.638
2	52.881	+1.413	14:29:58.519
3	51.781	+0.313	14:30:50.300
4	52.258	+0.790	14:31:42.558
5	52.023	+0.555	14:32:34.581
6	51.989	+0.521	14:33:26.570
7	51.748	+0.280	14:34:18.318
8	51.998	+0.530	14:35:10.316
9	51.679	+0.211	14:36:01.995
10	51.827	+0.359	14:36:53.822
11	51.751	+0.283	14:37:45.573
12	51.832	+0.364	14:38:37.405
13	51.468		14:39:28.873
14	52.323	+0.855	14:40:21.196
15	51.665	+0.197	14:41:12.861

(418) Benedict Bruck

1	56.811	+5.557	14:29:08.972
2	53.321	+2.067	14:30:02.293
3	52.873	+1.619	14:30:55.166
4	51.935	+0.681	14:31:47.101
5	52.502	+1.248	14:32:39.603
6	52.353	+1.099	14:33:31.956
7	51.831	+0.577	14:34:23.787
8	51.971	+0.717	14:35:15.758
9	51.705	+0.451	14:36:07.463
10	51.963	+0.709	14:36:59.426
11	51.472	+0.218	14:37:50.898
12	51.254		14:38:42.152
13	51.549	+0.295	14:39:33.701
14	51.724	+0.470	14:40:25.425
15	51.888	+0.634	14:41:17.313

(405) Michael Jamieson

1	54.915	+3.196	14:29:05.885
2	54.101	+2.382	14:29:59.986
3	52.590	+0.871	14:30:52.576
4	52.701	+0.982	14:31:45.277
5	53.795	+2.076	14:32:39.072
6	52.673	+0.954	14:33:31.745
7	52.977	+1.258	14:34:24.722
8	52.246	+0.527	14:35:16.968
9	52.212	+0.493	14:36:09.180
10	51.719		14:37:00.899
11	51.853	+0.134	14:37:52.752
12	52.032	+0.313	14:38:44.784
13	51.847	+0.128	14:39:36.631
14	51.795	+0.076	14:40:28.426
15	51.893	+0.174	14:41:20.319

(43) Jan Schmidt

1	56.942	+4.890	14:29:08.419
2	53.745	+1.693	14:30:02.164
3	53.777	+1.725	14:30:55.941
4	52.467	+0.415	14:31:48.408
5	52.284	+0.232	14:32:40.692
6	52.403	+0.351	14:33:33.095
7	52.255	+0.203	14:34:25.350

Runde	Rundenzeit	Diff.	Tageszeit
8	52.198	+0.146	14:35:17.548
9	52.258	+0.206	14:36:09.806
10	52.254	+0.202	14:37:02.060
11	52.052		14:37:54.112
12	52.142	+0.090	14:38:46.254
13	52.190	+0.138	14:39:38.444
14	52.397	+0.345	14:40:30.841
15	52.193	+0.141	14:41:23.034

(404) Thorsten Lampert

1	56.325	+4.403	14:29:07.686
2	54.323	+2.401	14:30:02.009
3	54.414	+2.492	14:30:56.423
4	52.755	+0.833	14:31:49.178
5	52.250	+0.328	14:32:41.428
6	52.163	+0.241	14:33:33.591
7	52.302	+0.380	14:34:25.893
8	52.340	+0.418	14:35:18.233
9	52.192	+0.270	14:36:10.425
10	52.065	+0.143	14:37:02.490
11	52.018	+0.096	14:37:54.508
12	51.927	+0.005	14:38:46.435
13	52.826	+0.904	14:39:39.261
14	51.922		14:40:31.183
15	52.106	+0.184	14:41:23.289

(407) Katharina Deuchert

1	55.527	+3.773	14:29:06.481
2	57.871	+6.117	14:30:04.352
3	53.128	+1.374	14:30:57.480
4	52.598	+0.844	14:31:50.078
5	52.333	+0.579	14:32:42.411
6	52.877	+1.123	14:33:35.288
7	52.056	+0.302	14:34:27.344
8	51.754		14:35:19.098
9	51.809	+0.055	14:36:10.907
10	52.006	+0.252	14:37:02.913
11	52.115	+0.361	14:37:55.028
12	51.843	+0.089	14:38:46.871
13	57.237	+5.483	14:39:44.108
14	52.390	+0.636	14:40:36.498
15	52.261	+0.507	14:41:28.759

(36) Jonas Markworth

1	57.155	+4.763	14:29:08.851
2	54.889	+2.497	14:30:03.740
3	53.627	+1.235	14:30:57.367
4	52.504	+0.112	14:31:49.871
5	52.392		14:32:42.263
6	53.231	+0.839	14:33:35.494
7	52.676	+0.284	14:34:28.170
8	52.553	+0.161	14:35:20.723
9	52.653	+0.261	14:36:13.376
10	52.425	+0.033	14:37:05.801
11	52.686	+0.294	14:37:58.487
12	52.547	+0.155	14:38:51.034
13	52.642	+0.250	14:39:43.676
14	52.560	+0.168	14:40:36.236
15	52.839	+0.447	14:41:29.075

(485) Steffen Ebrecht

1	55.110	+3.120	14:29:06.183
2	53.572	+1.582	14:29:59.755
3	1:01.588	+9.598	14:31:01.343
4	52.566	+0.576	14:31:53.909
5	52.516	+0.526	14:32:46.425

Runde	Rundenzeit	Diff.	Tageszeit
6	52.313	+0.323	14:33:38.738
7	51.990		14:34:30.728
8	52.051	+0.061	14:35:22.779
9	52.486	+0.496	14:36:15.265
10	52.322	+0.332	14:37:07.587
11	52.577	+0.587	14:38:00.164
12	52.582	+0.592	14:38:52.746
13	52.012	+0.022	14:39:44.758
14	52.235	+0.245	14:40:36.993
15	52.787	+0.797	14:41:29.780

(148) Thomas Fock

1	55.397	+3.400	14:29:06.757
2	1:00.332	+8.335	14:30:07.089
3	54.691	+2.694	14:31:01.780
4	53.507	+1.510	14:31:55.287
5	52.459	+0.462	14:32:47.746
6	51.997		14:33:39.743
7	52.984	+0.987	14:34:32.727
8	53.149	+1.152	14:35:25.876
9	53.281	+1.284	14:36:19.157
10	52.972	+0.975	14:37:12.129
11	52.921	+0.924	14:38:05.050
12	52.982	+0.985	14:38:58.032
13	52.758	+0.761	14:39:50.790
14	53.056	+1.059	14:40:43.846
15	53.698	+1.701	14:41:37.544

(23) Philipp David

1	57.150	+4.234	14:29:09.231
2	55.585	+2.669	14:30:04.816
3	53.455	+0.539	14:30:58.271
4	53.460	+0.544	14:31:51.731
5	53.254	+0.338	14:32:44.985
6	54.021	+1.105	14:33:39.006
7	53.349	+0.433	14:34:32.355
8	53.152	+0.236	14:35:25.507
9	53.906	+0.990	14:36:19.413
10	52.997	+0.081	14:37:12.410
11	52.916		14:38:05.326
12	53.327	+0.411	14:38:58.653
13	54.107	+1.191	14:39:52.760
14	54.466	+1.550	14:40:47.226

(416) Ina Sauer

1	1:30.214	+39.051	14:29:40.842
2	52.028	+0.865	14:30:32.870
3	53.534	+2.371	14:31:26.404
4	52.175	+1.012	14:32:18.579
5	51.967	+0.804	14:33:10.546
6	53.481	+2.318	14:34:04.027
7	51.769	+0.606	14:34:55.796
8	51.851	+0.688	14:35:47.647
9	53.220	+2.057	14:36:40.867
10	51.862	+0.699	14:37:32.729
11	53.428	+2.265	14:38:26.157
12	51.351	+0.188	14:39:17.508
13	51.163		14:40:08.671
14	51.239	+0.076	14:40:59.910

(402) Thomas Kunz

1	55.835	+3.607	14:29:06.986
2	54.720	+2.492	14:30:01.706
3	52.777	+0.549	14:30:54.483
4	52.228		14:31:46.711
5	52.821	+0.593	14:32:39.532

RMKC NKC Oppenrod

Rotax Senior, X30 Senior

Stefan Bellof Arena 1,040 Km

2. Rennen

21.04.2013 16:30


Rennen (16 Runden)

-NEU-

12	416
	23
11	148
	21
10	36
	19
9	404
	17
8	405
	15
7	32
	13
6	417
	11
5	410
	9
4	591
	7
3	306
	5
2	422
	3
1	22
	1

POLE POSITION

402
24
23
22
485
20
407
18
43
16
418
14
327
12
408
10
30
8
433
6
438
4
16
2



RMKC NKC Oppenrod

Rotax Senior, X30 Senior

Stefan Bellof Arena 1,040 Km

2. Rennen

21.04.2013 16:30

Rennen (16 Runden) gestartet um 16:32:38

Pos.	Nr.	Name	Nat.-Wohnort	Fabrikat	Bewerber/Sponsor	Rnd.	Gesamtzeit	Diff.	Ø km/h	Beste Zeit	km/h	Pkt.
1	22	Timo Raff	GER-Stuttgart	Sodi/Iame	Kartsport Klimm-RMSV Urloffer	16	13:29.367		74,013	50.191	74,595	0
2	16	Peter Willmes	GER-Olpe	Zanardi/Iame	Beule Kart Racing Team/	16	13:29.735	0.368	73,980	50.111	74,714	0
3	422	Nick Wüstenhagen	GER-Bruchköbel	Maranello/Rotax	Nees Racing/	16	13:38.322	8.955	73,203	50.910	73,542	0
4	438	Yannick Würtele	GER-Gießen	CRG/Rotax	KV Oppenrod e.V./	16	13:43.152	13.785	72,774	51.127	73,229	0
5	591	Florian Kluge	GER-Hannover	Intrepid/Rotax		16	13:44.218	14.851	72,680	51.064	73,320	0
6	433	Jens Plüddemann	GER-Gießen	CRG/Rotax	KV Oppenrod e.V./	16	13:50.860	21.493	72,099	51.151	73,195	0
7	410	Dorian Heinrich	GER-St. Ingbert	Tonykart/Rotax	/	16	13:51.708	22.341	72,025	51.333	72,936	0
8	306	Nico Stagljar	GER-Bad Friedrichsl	Gillard/Rotax		16	13:51.832	22.465	72,015	51.263	73,035	0
9	416	Ina Sauer	GER-Fronhausen	Tony/Rotax	/	16	13:51.976	22.609	72,002	51.249	73,055	0
10	327	Dominik Walters	GER-Bonn	Energy/Rotax	/	16	13:52.876	23.509	71,924	51.460	72,756	0
11	417	Oliver Kluge	GER-Niederwürschr	OK1/Rotax	Kremer Motorsport/	16	13:53.049	23.682	71,909	51.230	73,082	0
12	408	Björn Raschper	GER-Salzkotten	Haase/Rotax	/	16	13:54.023	24.656	71,825	51.628	72,519	0
13	418	Benedict Bruck	GER-Berlin	OK1/Rotax	Kremer Motorsport/	16	13:54.578	25.211	71,778	51.490	72,713	0
14	30	Leon Stork	GER-Neustadt	Haase/Rotax	DMV Team Tom-Tech/	16	13:54.832	25.465	71,756	51.204	73,119	0
15	32	Nico Lahne	GER-Kalletal	PCR/RotaxSeni	/	16	13:55.090	25.723	71,734	51.368	72,886	0
16	43	Jan Schmidt	GER-Vordorf	Haase/Rotax	GTÜ-Racing/	16	14:01.718	32.351	71,169	51.884	72,161	0
17	402	Thomas Kunz	GER-Bad Soden	Tonykart/Rotax	JLC Racing/	16	14:06.972	37.605	70,727	51.783	72,302	0
18	407	Katharina Deuchert		Kosmos/Rotax	MSC Wittgenborn	16	14:08.371	39.004	70,611	51.446	72,775	0
19	404	Thorsten Lampert	GER-Mainz	GP/Rotax	K-Race-Tec Motorsport/	16	14:08.817	39.450	70,574	51.795	72,285	0
20	36	Jonas Markworth	GER-Einbeck	Haase/Rotax	Markworth Motorsport/	16	14:12.366	42.999	70,280	52.483	71,337	0
21	23	Philipp David	GER-Bröckel	Haase/Rotax	/	16	14:12.687	43.320	70,253	52.479	71,343	0
22	485	Steffen Ebrecht	GER-Frankenthal	CRG/Rotax	Kartsport Klimm/	16	14:16.839	47.472	69,913	51.866	72,186	0
23	148	Thomas Fock	GER-Berlin	Intrepid/Rotax	/	15	13:41.918	1 Runde	68,328	52.383	71,474	0
24	405	Michael Jamieson	GER-Usingen	GP/Rotax	K-Race-Tec Motorsport/	6	5:18.889	10 Runden	70,445	51.954	72,064	0

Bemerkungen

Ergebnis vorbehaltlich technischer Nachkontrolle

Gestartet: 24 Gewertet: 24 Nicht Gewertet: 0


Vorsprung	Ø km/h	Beste Rundenzeit	km/h	Beste Runde von
0.368	74,013	50.111	74,714	16 - Peter Willmes

Zeitnahmekommissar & Auswertung: Camp Company

Orbits

Aushang: Uhr Rennsekretär: Karola Jarzyk

Rennleiter: Markus Peske



www.mylaps.com

Reg.Nr.: KC/10/13

Lizensiert für Camp Company GmbH

RMKC NKC Oppenrod

Rotax Senior, X30 Senior

Stefan Bellof Arena 1,040 Km

2. Rennen

21.04.2013 16:30

Rennen (16 Runden) gestartet um 16:32:38

Pos.	Nr.	Name	Nat.-Wohnort	Fabrikat	Bewerber/Sponsor	Rnd.	Gesamtzeit	Diff.	Ø km/h	Beste Zeit	km/h	Pkt.
RO-MAX												
1	422	Nick Wüstenhagen	GER-Bruchköbel	Maranello/Rotax	Nees Racing/	16	13:38.322		73,203	50.910	73,542	0
2	438	Yannick Würtele	GER-Gießen	CRG/Rotax	KV Oppenrod e.V./	16	13:43.152	4.830	72,774	51.127	73,229	0
3	591	Florian Kluge	GER-Hannover	Intrepid/Rotax		16	13:44.218	5.896	72,680	51.064	73,320	0
4	433	Jens Plüddemann	GER-Gießen	CRG/Rotax	KV Oppenrod e.V./	16	13:50.860	12.538	72,099	51.151	73,195	0
5	410	Dorian Heinrich	GER-St. Ingbert	Tonykart/Rotax	/	16	13:51.708	13.386	72,025	51.333	72,936	0
6	306	Nico Stagljar	GER-Bad Friedrichsl	Gillard/Rotax		16	13:51.832	13.510	72,015	51.263	73,035	0
7	417	Oliver Kluge	GER-NiederwÜrschr	OK1/Rotax	Kremer Motorsport/	16	13:53.049	14.727	71,909	51.230	73,082	0
8	408	Björn Raschper	GER-Salzkotten	Haase/Rotax	/	16	13:54.023	15.701	71,825	51.628	72,519	0
9	418	Benedict Bruck	GER-Berlin	OK1/Rotax	Kremer Motorsport/	16	13:54.578	16.256	71,778	51.490	72,713	0
10	43	Jan Schmidt	GER-Vordorf	Haase/Rotax	GTÜ-Racing/	16	14:01.718	23.396	71,169	51.884	72,161	0
11	407	Katharina Deuchert		Kosmos/Rotax	MSC Wittgenborn	16	14:08.371	30.049	70,611	51.446	72,775	0
12	404	Thorsten Lampert	GER-Mainz	GP/Rotax	K-Race-Tec Motorsport/	16	14:08.817	30.495	70,574	51.795	72,285	0
13	36	Jonas Markworth	GER-Einbeck	Haase/Rotax	Markworth Motorsport/	16	14:12.366	34.044	70,280	52.483	71,337	0
14	23	Philipp David	GER-Bröckel	Haase/Rotax	/	16	14:12.687	34.365	70,253	52.479	71,343	0
15	485	Steffen Ebrecht	GER-Frankenthal	CRG/Rotax	Kartsport Klimm/	16	14:16.839	38.517	69,913	51.866	72,186	0
16	148	Thomas Fock	GER-Berlin	Intrepid/Rotax	/	15	13:41.918	1 Runde	68,328	52.383	71,474	0
17	405	Michael Jamieson	GER-Usingen	GP/Rotax	K-Race-Tec Motorsport/	6	5:18.889	10 Runden	70,445	51.954	72,064	0
RO-MAX-WO												
1	416	Ina Sauer	GER-Fronhausen	Tony/Rotax	/	16	13:51.976		72,002	51.249	73,055	0
2	327	Dominik Walters	GER-Bonn	Energy/Rotax	/	16	13:52.876	0.900	71,924	51.460	72,756	0
3	30	Leon Stork	GER-Neustadt	Haase/Rotax	DMV Team Tom-Tech/	16	13:54.832	2.856	71,756	51.204	73,119	0
4	32	Nico Lahne	GER-Kalletal	PCR/RotaxSeni	/	16	13:55.090	3.114	71,734	51.368	72,886	0
5	402	Thomas Kunz	GER-Bad Soden	Tonykart/Rotax	JLC Racing/	16	14:06.972	14.996	70,727	51.783	72,302	0
X30												
1	22	Timo Raff	GER-Stuttgart	Sodi/Iame	Kartsport Klimm-RMSV Urloffer	16	13:29.367		74,013	50.191	74,595	0
2	16	Peter Wilmes	GER-Olpe	Zanardi/Iame	Beule Kart Racing Team/	16	13:29.735	0.368	73,980	50.111	74,714	0

Bemerkungen

Ergebnis vorbehaltlich technischer Nachkontrolle

Gestartet: 24 Gewertet: 24 Nicht Gewertet: 0

Vorsprung	Ø km/h	Beste Rundenzeit	km/h	Beste Runde von
0.368	74,013	50.111	74,714	16 - Peter Wilmes


Zeitnahmekommissar & Auswertung: Camp Company

Orbits

Aushang: Uhr Rennsekretär: Karola Jarzyk

Rennleiter: Markus Peske

Reg.Nr.: KC/10/13



www.mylaps.com

Lizenziert für Camp Company GmbH

RMKC NKCC Oppenrod

Rotax Senior, X30 Senior

Stefan Bellof Arena 1,040 Km

2. Rennen

21.04.2013 16:30

Rennen (16 Runden) gestartet um 16:32:38

Runde	Rundenzeit	Diff.	Tageszeit
(22) Timo Raff			
1	52.178	+1.987	16:33:30.439
2	51.219	+1.028	16:34:21.658
3	50.812	+0.621	16:35:12.470
4	50.503	+0.312	16:36:02.973
5	50.480	+0.289	16:36:53.453
6	50.342	+0.151	16:37:43.795
7	50.468	+0.277	16:38:34.263
8	50.425	+0.234	16:39:24.688
9	50.308	+0.117	16:40:14.996
10	50.341	+0.150	16:41:05.337
11	50.191		16:41:55.528
12	50.345	+0.154	16:42:45.873
13	50.428	+0.237	16:43:36.301
14	50.423	+0.232	16:44:26.724
15	50.496	+0.305	16:45:17.220
16	50.408	+0.217	16:46:07.628

Runde	Rundenzeit	Diff.	Tageszeit
(16) Peter Willmes			
1	52.407	+2.296	16:33:30.747
2	51.241	+1.130	16:34:21.988
3	50.968	+0.857	16:35:12.956
4	50.781	+0.670	16:36:03.737
5	50.261	+0.150	16:36:53.998
6	50.422	+0.311	16:37:44.420
7	50.452	+0.341	16:38:34.872
8	50.204	+0.093	16:39:25.076
9	50.524	+0.413	16:40:15.600
10	50.271	+0.160	16:41:05.871
11	50.234	+0.123	16:41:56.105
12	50.299	+0.188	16:42:46.404
13	50.111		16:43:36.515
14	50.606	+0.495	16:44:27.121
15	50.445	+0.334	16:45:17.566
16	50.430	+0.319	16:46:07.996

Runde	Rundenzeit	Diff.	Tageszeit
(422) Nick Wüstenhagen			
1	52.714	+1.804	16:33:31.100
2	51.324	+0.414	16:34:22.424
3	51.113	+0.203	16:35:13.537
4	51.050	+0.140	16:36:04.587
5	50.977	+0.067	16:36:55.564
6	51.059	+0.149	16:37:46.623
7	51.063	+0.153	16:38:37.686
8	50.989	+0.079	16:39:28.675
9	50.918	+0.008	16:40:19.593
10	51.000	+0.090	16:41:10.593
11	50.946	+0.036	16:42:01.539
12	51.032	+0.122	16:42:52.571
13	51.020	+0.110	16:43:43.591
14	50.956	+0.046	16:44:34.547
15	50.910		16:45:25.457
16	51.126	+0.216	16:46:16.583

Runde	Rundenzeit	Diff.	Tageszeit
(438) Yannick Würtele			
1	52.953	+1.826	16:33:31.401
2	51.766	+0.639	16:34:23.167
3	51.493	+0.366	16:35:14.660
4	51.395	+0.268	16:36:06.055
5	51.428	+0.301	16:36:57.483
6	51.281	+0.154	16:37:48.764
7	51.321	+0.194	16:38:40.085
8	51.319	+0.192	16:39:31.404
9	51.359	+0.232	16:40:22.763
10	51.438	+0.311	16:41:14.201

Runde	Rundenzeit	Diff.	Tageszeit
11	51.225	+0.098	16:42:05.426
12	51.247	+0.120	16:42:56.673
13	51.196	+0.069	16:43:47.869
14	51.127		16:44:38.996
15	51.136	+0.009	16:45:30.132
16	51.281	+0.154	16:46:21.413

Runde	Rundenzeit	Diff.	Tageszeit
(591) Florian Kluge			
1	53.658	+2.594	16:33:32.254
2	51.917	+0.853	16:34:24.171
3	51.408	+0.344	16:35:15.579
4	51.363	+0.299	16:36:06.942
5	51.384	+0.320	16:36:58.326
6	51.167	+0.103	16:37:49.493
7	51.352	+0.288	16:38:40.845
8	51.064		16:39:31.909
9	51.590	+0.526	16:40:23.499
10	51.903	+0.839	16:41:15.402
11	51.197	+0.133	16:42:06.599
12	51.139	+0.075	16:42:57.738
13	51.148	+0.084	16:43:48.886
14	51.169	+0.105	16:44:40.055
15	51.202	+0.138	16:45:31.257
16	51.222	+0.158	16:46:22.479

Runde	Rundenzeit	Diff.	Tageszeit
(433) Jens Plüddemann			
1	53.524	+2.373	16:33:32.070
2	51.943	+0.792	16:34:24.013
3	51.401	+0.250	16:35:15.414
4	51.310	+0.159	16:36:06.724
5	51.307	+0.156	16:36:58.031
6	51.166	+0.015	16:37:49.197
7	51.320	+0.169	16:38:40.517
8	51.151		16:39:31.668
9	51.788	+0.637	16:40:23.456
10	52.021	+0.870	16:41:15.477
11	52.007	+0.856	16:42:07.484
12	52.011	+0.860	16:42:59.495
13	52.334	+1.183	16:43:51.829
14	52.903	+1.752	16:44:44.732
15	52.734	+1.583	16:45:37.466
16	51.655	+0.504	16:46:29.121

Runde	Rundenzeit	Diff.	Tageszeit
(410) Dorian Heinrich			
1	54.233	+2.900	16:33:32.974
2	51.937	+0.604	16:34:24.911
3	51.786	+0.453	16:35:16.697
4	51.333		16:36:08.030
5	51.587	+0.254	16:36:59.617
6	51.784	+0.451	16:37:51.401
7	51.575	+0.242	16:38:42.976
8	51.456	+0.123	16:39:34.432
9	51.625	+0.292	16:40:26.057
10	51.612	+0.279	16:41:17.669
11	51.993	+0.660	16:42:09.662
12	51.682	+0.349	16:43:01.344
13	51.494	+0.161	16:43:52.838
14	52.301	+0.968	16:44:45.139
15	53.167	+1.834	16:45:38.306
16	51.663	+0.330	16:46:29.969

Runde	Rundenzeit	Diff.	Tageszeit
(306) Nico Staglar			
1	54.131	+2.868	16:33:32.592
2	51.870	+0.607	16:34:24.462
3	51.535	+0.272	16:35:15.997
4	51.392	+0.129	16:36:07.389

Runde	Rundenzeit	Diff.	Tageszeit
5	51.850	+0.587	16:36:59.239
6	51.445	+0.182	16:37:50.684
7	51.381	+0.118	16:38:42.065
8	51.396	+0.133	16:39:33.461
9	51.601	+0.338	16:40:25.062
10	51.312	+0.049	16:41:16.374
11	51.263		16:42:07.637
12	51.963	+0.700	16:42:59.600
13	52.380	+1.117	16:43:51.980
14	52.946	+1.683	16:44:44.926
15	53.587	+2.324	16:45:38.513
16	51.580	+0.317	16:46:30.093

Runde	Rundenzeit	Diff.	Tageszeit
(416) Ina Sauer			
1	55.537	+4.288	16:33:35.680
2	51.878	+0.629	16:34:27.558
3	52.614	+1.365	16:35:20.172
4	51.398	+0.149	16:36:11.570
5	51.438	+0.189	16:37:03.008
6	51.971	+0.722	16:37:54.979
7	51.490	+0.241	16:38:46.469
8	51.433	+0.184	16:39:37.902
9	51.943	+0.694	16:40:29.845
10	51.517	+0.268	16:41:21.362
11	51.249		16:42:12.611
12	51.383	+0.134	16:43:03.994
13	51.656	+0.407	16:43:55.650
14	51.333	+0.084	16:44:46.983
15	51.641	+0.392	16:45:38.624
16	51.613	+0.364	16:46:30.237

Runde	Rundenzeit	Diff.	Tageszeit
(327) Dominik Walters			
1	55.269	+3.809	16:33:34.357
2	51.858	+0.398	16:34:26.215
3	52.042	+0.582	16:35:18.257
4	51.757	+0.297	16:36:10.014
5	51.723	+0.263	16:37:01.737
6	52.076	+0.616	16:37:53.813
7	51.648	+0.188	16:38:45.461
8	51.694	+0.234	16:39:37.155
9	51.460		16:40:28.615
10	51.570	+0.110	16:41:20.185
11	51.856	+0.396	16:42:12.041
12	51.643	+0.183	16:43:03.684
13	51.751	+0.291	16:43:55.435
14	51.793	+0.333	16:44:47.228
15	52.171	+0.711	16:45:39.399
16	51.738	+0.278	16:46:31.137

Runde	Rundenzeit	Diff.	Tageszeit
(417) Oliver Kluge			
1	55.533	+4.303	16:33:34.508
2	51.917	+0.687	16:34:26.425
3	52.116	+0.886	16:35:18.541
4	51.706	+0.476	16:36:10.247
5	51.668	+0.438	16:37:01.915
6	52.401	+1.171	16:37:54.316
7	51.671	+0.441	16:38:45.987
8	51.735	+0.505	16:39:37.722
9	52.321	+1.091	16:40:30.043
10	51.488	+0.258	16:41:21.531
11	51.772	+0.542	16:42:13.303
12	51.230		16:43:04.533
13	51.428	+0.198	16:43:55.961
14	51.493	+0.263	16:44:47.454
15	52.151	+0.921	16:45:39.605
16	51.705	+0.475	16:46:31.310

RMKC NKCC Oppenrod

Rotax Senior, X30 Senior

Stefan Bellof Arena 1,040 Km

2. Rennen

21.04.2013 16:30

Rennen (16 Runden) gestartet um 16:32:38

Runde	Rundenzeit	Diff.	Tageszeit
(408) Björn Raschper			
1	54.797	+3.169	16:33:33.739
2	51.985	+0.357	16:34:25.724
3	51.898	+0.270	16:35:17.622
4	51.886	+0.258	16:36:09.508
5	52.029	+0.401	16:37:01.537
6	52.613	+0.985	16:37:54.150
7	51.731	+0.103	16:38:45.881
8	51.738	+0.110	16:39:37.619
9	51.864	+0.236	16:40:29.483
10	51.628		16:41:21.111
11	52.043	+0.415	16:42:13.154
12	51.957	+0.329	16:43:05.111
13	51.713	+0.085	16:43:56.824
14	51.721	+0.093	16:44:48.545
15	51.817	+0.189	16:45:40.362
16	51.922	+0.294	16:46:32.284

Runde	Rundenzeit	Diff.	Tageszeit
(418) Benedict Bruck			
1	55.795	+4.305	16:33:35.004
2	52.050	+0.560	16:34:27.054
3	52.307	+0.817	16:35:19.361
4	51.768	+0.278	16:36:11.129
5	51.630	+0.140	16:37:02.759
6	52.008	+0.518	16:37:54.767
7	51.490		16:38:46.257
8	52.178	+0.688	16:39:38.435
9	52.237	+0.747	16:40:30.672
10	51.719	+0.229	16:41:22.391
11	51.799	+0.309	16:42:14.190
12	51.522	+0.032	16:43:05.712
13	51.574	+0.084	16:43:57.286
14	51.693	+0.203	16:44:48.979
15	51.705	+0.215	16:45:40.684
16	52.155	+0.665	16:46:32.839

Runde	Rundenzeit	Diff.	Tageszeit
(30) Leon Stork			
1	54.012	+2.808	16:33:32.784
2	51.869	+0.665	16:34:24.653
3	51.487	+0.283	16:35:16.140
4	51.399	+0.195	16:36:07.539
5	52.002	+0.798	16:36:59.541
6	51.522	+0.318	16:37:51.063
7	51.204		16:38:42.267
8	51.325	+0.121	16:39:33.592
9	51.617	+0.413	16:40:25.209
10	51.336	+0.132	16:41:16.545
11	51.262	+0.058	16:42:07.807
12	51.981	+0.777	16:42:59.788
13	52.227	+1.023	16:43:52.015
14	52.777	+1.573	16:44:44.792
15	54.989	+3.785	16:45:39.781
16	53.312	+2.108	16:46:33.093

Runde	Rundenzeit	Diff.	Tageszeit
(32) Nico Lahne			
1	54.734	+3.366	16:33:33.857
2	52.084	+0.716	16:34:25.941
3	54.123	+2.755	16:35:20.064
4	52.319	+0.951	16:36:12.383
5	51.737	+0.369	16:37:04.120
6	51.760	+0.392	16:37:55.880
7	51.455	+0.087	16:38:47.335
8	51.368		16:39:38.703
9	53.100	+1.732	16:40:31.803
10	51.982	+0.614	16:41:23.785

Runde	Rundenzeit	Diff.	Tageszeit
11	51.606	+0.238	16:42:15.391
12	51.477	+0.109	16:43:06.868
13	51.619	+0.251	16:43:58.487
14	51.589	+0.221	16:44:50.076
15	51.549	+0.181	16:45:41.625
16	51.726	+0.358	16:46:33.351

Runde	Rundenzeit	Diff.	Tageszeit
(43) Jan Schmidt			
1	56.522	+4.638	16:33:35.920
2	52.812	+0.928	16:34:28.732
3	52.325	+0.441	16:35:21.057
4	52.243	+0.359	16:36:13.300
5	51.884		16:37:05.184
6	52.274	+0.390	16:37:57.458
7	52.083	+0.199	16:38:49.541
8	52.063	+0.179	16:39:41.604
9	51.938	+0.054	16:40:33.542
10	51.975	+0.091	16:41:25.517
11	52.246	+0.362	16:42:17.763
12	52.218	+0.334	16:43:09.981
13	52.460	+0.576	16:44:02.441
14	52.501	+0.617	16:44:54.942
15	52.430	+0.546	16:45:47.372
16	52.607	+0.723	16:46:39.979

Runde	Rundenzeit	Diff.	Tageszeit
(402) Thomas Kunz			
1	57.401	+5.618	16:33:37.833
2	52.775	+0.992	16:34:30.608
3	53.215	+1.432	16:35:23.823
4	52.439	+0.656	16:36:16.262
5	52.700	+0.917	16:37:08.962
6	53.081	+1.298	16:38:02.043
7	53.342	+1.559	16:38:55.385
8	51.992	+0.209	16:39:47.377
9	52.216	+0.433	16:40:39.593
10	52.857	+1.074	16:41:32.450
11	52.292	+0.509	16:42:24.742
12	51.783		16:43:16.525
13	52.079	+0.296	16:44:08.604
14	52.251	+0.468	16:45:00.855
15	52.195	+0.412	16:45:53.050
16	52.183	+0.400	16:46:45.233

Runde	Rundenzeit	Diff.	Tageszeit
(407) Katharina Deuchert			
1	57.857	+6.411	16:33:37.427
2	52.790	+1.344	16:34:30.217
3	53.471	+2.025	16:35:23.688
4	52.353	+0.907	16:36:16.041
5	52.666	+1.220	16:37:08.707
6	52.888	+1.442	16:38:01.595
7	55.574	+4.128	16:38:57.169
8	51.446		16:39:48.615
9	51.799	+0.353	16:40:40.414
10	52.840	+1.394	16:41:33.254
11	53.058	+1.612	16:42:26.312
12	52.782	+1.336	16:43:19.094
13	52.203	+0.757	16:44:11.297
14	51.477	+0.031	16:45:02.774
15	51.859	+0.413	16:45:54.633
16	51.999	+0.553	16:46:46.632

Runde	Rundenzeit	Diff.	Tageszeit
(404) Thorsten Lampert			
1	56.862	+5.067	16:33:37.241
2	52.841	+1.046	16:34:30.082
3	53.258	+1.463	16:35:23.340
4	52.627	+0.832	16:36:15.967

Runde	Rundenzeit	Diff.	Tageszeit
5	52.571	+0.776	16:37:08.538
6	53.345	+1.550	16:38:01.883
7	53.754	+1.959	16:38:55.637
8	52.328	+0.533	16:39:47.965
9	52.181	+0.386	16:40:40.146
10	52.794	+0.999	16:41:32.940
11	52.219	+0.424	16:42:25.159
12	52.373	+0.578	16:43:17.532
13	51.795		16:44:09.327
14	52.223	+0.428	16:45:01.550
15	52.777	+0.982	16:45:54.327
16	52.751	+0.956	16:46:47.078

Runde	Rundenzeit	Diff.	Tageszeit
(36) Jonas Markworth			
1	56.902	+4.419	16:33:36.331
2	53.492	+1.009	16:34:29.823
3	53.364	+0.881	16:35:23.187
4	52.483		16:36:15.670
5	52.677	+0.194	16:37:08.347
6	53.166	+0.683	16:38:01.513
7	52.845	+0.362	16:38:54.358
8	52.521	+0.038	16:39:46.879
9	52.530	+0.047	16:40:39.409
10	53.794	+1.311	16:41:33.203
11	52.917	+0.434	16:42:26.120
12	52.883	+0.400	16:43:19.003
13	53.173	+0.690	16:44:12.176
14	52.940	+0.457	16:45:05.116
15	52.781	+0.298	16:45:57.897
16	52.730	+0.247	16:46:50.627

Runde	Rundenzeit	Diff.	Tageszeit
(23) Philipp David			
1	58.153	+5.674	16:33:38.424
2	52.596	+0.117	16:34:31.020
3	53.249	+0.770	16:35:24.269
4	52.828	+0.349	16:36:17.097
5	52.865	+0.386	16:37:09.962
6	52.645	+0.166	16:38:02.607
7	53.269	+0.790	16:38:55.876
8	52.589	+0.110	16:39:48.465
9	52.479		16:40:40.944
10	52.638	+0.159	16:41:33.582
11	53.083	+0.604	16:42:26.665
12	52.800	+0.321	16:43:19.465
13	53.003	+0.524	16:44:12.468
14	52.870	+0.391	16:45:05.338
15	52.830	+0.351	16:45:58.168
16	52.780	+0.301	16:46:50.948

Runde	Rundenzeit	Diff.	Tageszeit
(485) Steffen Ebrecht			
1	56.983	+5.117	16:33:36.767
2	52.449	+0.583	16:34:29.216
3	52.524	+0.658	16:35:21.740
4	52.177	+0.311	16:36:13.917
5	52.193	+0.327	16:37:06.110
6	51.866		16:37:57.976
7	52.547	+0.681	16:38:50.523
8	52.522	+0.656	16:39:43.045
9	52.569	+0.703	16:40:35.614
10	53.011	+1.145	16:41:28.625
11	52.994	+1.128	16:42:21.619
12	52.877	+1.011	16:43:14.496
13	53.254	+1.388	16:44:07.750
14	53.651	+1.785	16:45:01.401
15	58.148	+6.282	16:45:59.549
16	55.551	+3.685	16:46:55.100

RMKC NKCC Oppenrod

Rotax Senior, X30 Senior

Stefan Bellof Arena 1,040 Km

2. Rennen

21.04.2013 16:30

Rennen (16 Runden) gestartet um 16:32:38

Runde	Rundenzeit	Diff.	Tageszeit	Runde	Rundenzeit	Diff.	Tageszeit	Runde	Rundenzeit	Diff.	Tageszeit
(148) Thomas Fock											
1	58.943	+6.560	16:33:38.724								
2	53.186	+0.803	16:34:31.910								
3	1:08.389	+16.006	16:35:40.299								
4	53.144	+0.761	16:36:33.443								
5	53.163	+0.780	16:37:26.606								
6	52.869	+0.486	16:38:19.475								
7	52.990	+0.607	16:39:12.465								
8	53.052	+0.669	16:40:05.517								
9	53.022	+0.639	16:40:58.539								
10	53.214	+0.831	16:41:51.753								
11	56.058	+3.675	16:42:47.811								
12	52.941	+0.558	16:43:40.752								
13	54.458	+2.075	16:44:35.210								
14	52.586	+0.203	16:45:27.796								
15	52.383		16:46:20.179								
(405) Michael Jamieson											
1	56.261	+4.307	16:33:35.483								
2	53.032	+1.078	16:34:28.515								
3	52.193	+0.239	16:35:20.708								
4	52.223	+0.269	16:36:12.931								
5	51.954		16:37:04.885								
6	52.265	+0.311	16:37:57.150								