

## RMKC NKC Oppenrod

KZ2

Stefan Bellof Arena 1,040 Km

Warm Up

21.04.2013 09:12

Training (9:00 Zeit) gestartet um 9:12:31

Pos.	Nr.	Name	Nat.-Wohnort	Fabrikat	Bewerber/Sponsor	Rnd.	Beste Zeit	Diff.	km/h	In Rd.
1	117	Jannik Jakobs	GER-Garbsen	Haase/TM	/	7	48.265		77,572	6
2	1	Sebastian Uber	GER-Pforzheim	Birel/TM	Solgat Motorsport/	9	48.341	0.076	77,450	8
3	16	Danny Lang	GER-Karlsruhe	DR/TM	Kartbahn Liedolsheim/	9	48.602	0.337	77,034	8
4	39	Daniel Leibmann	GER-Rollbach	CRG/TM	TAD Racing/	6	48.613	0.348	77,016	6
5	41	Fabian Kampfmann	GER-Hanau	Birel/TM	MKII/	9	48.655	0.390	76,950	9
6	28	Lena Heun	GER-Rodgau	MKII/TM	/	9	48.786	0.521	76,743	7
7	11	Stefan Kaiser	GER-Wiesbaden	Intrepid/TM	MKII/	7	48.828	0.563	76,677	7
8	2	Klaus Parnet	GER-Sinn	CRG/TM	Semmler Racing Team/	8	48.972	0.707	76,452	5
9	9	Timo Weisgerber	GER-Wittgenborn	/TM	MK II/	9	49.004	0.739	76,402	7
10	68	Emil Kerman	GER-Pohlheim	CRG/TM	/	8	49.082	0.817	76,281	6
11	36	Maik Lenskes	GER-Mönchengladbach	DR/TM	/	8	49.338	1.073	75,885	8
12	110	Alexander Möhring	GER-Lichtenau	Haase/TM	TOM-TECH/	8	49.433	1.168	75,739	7
13	3	Cihan Sommez	GER-Oberhausen	CRG/TM		8	49.441	1.176	75,727	6
14	17	Kemal Öztürk	GER-Wiesbaden	Tonykart/Vortex	/	6	50.206	1.941	74,573	5
15	43	Tobias Dippel	GER-Giessen	CRG/Maxter	/	7	50.329	2.064	74,391	4
16	111	Felix Schindler	GER-Vielbach	Intrepid/TM	/	8	50.836	2.571	73,649	6
17	66	Peter Schmäck	GER-Berlin	Haase/TM	/	8	50.943	2.678	73,494	7
18	22	Marc Schmitt	GER-Würzburg	Maranello/Maran	Nees Racing/	6	51.417	3.152	72,816	4
19	12	Frank Halbe	GER-Halbe	Tony/TM	/	7	52.381	4.116	71,476	7
20	91	Felix Reimer	GER-Vögelten	Haase/TM	/	8	52.630	4.365	71,138	8
21	55	Wolfgang März	GER-Wiesbaden	CRG/TM	Carline Kart Racing Team/	5	54.619	6.354	68,548	5
22	5	Rudolf Hechtl	GER-Edling	Sodi/Maxter	/	2	1:28.873	40.608	42,128	1

**RMKC NKC Oppenrod**

KZ2

Stefan Bellof Arena 1,040 Km

Warm Up

21.04.2013 09:12

Training (9:00 Zeit) gestartet um 9:12:31

Runde	Rundenzeit	Diff.	Tageszeit
<b>(117) Jannik Jakobs</b>			
1	1:05.624	+17.359	9:13:57.940
2	52.970	+4.705	9:14:50.910
3	2:31.453	+1:43.188	9:17:22.363
4	53.098	+4.833	9:18:15.461
5	48.736	+0.471	9:19:04.197
6	<b>48.265</b>		9:19:52.462
7	59.061	+10.796	9:20:51.523

<b>(1) Sebastian Uber</b>			
1	1:00.810	+12.469	9:13:39.031
2	50.223	+1.882	9:14:29.254
3	49.066	+0.725	9:15:18.320
4	48.917	+0.576	9:16:07.237
5	48.597	+0.256	9:16:55.834
6	49.045	+0.704	9:17:44.879
7	48.644	+0.303	9:18:33.523
8	<b>48.341</b>		9:19:21.864
9	49.245	+0.904	9:20:11.109

<b>(16) Danny Lang</b>			
1	1:00.713	+12.111	9:13:36.259
2	51.870	+3.268	9:14:28.129
3	49.230	+0.628	9:15:17.359
4	49.398	+0.796	9:16:06.757
5	48.783	+0.181	9:16:55.540
6	48.724	+0.122	9:17:44.264
7	48.704	+0.102	9:18:32.968
8	<b>48.602</b>		9:19:21.570
9	48.862	+0.260	9:20:10.432

<b>(39) Daniel Leibmann</b>			
1	1:10.444	+21.831	9:16:20.248
2	54.532	+5.919	9:17:14.780
3	49.391	+0.778	9:18:04.171
4	48.785	+0.172	9:18:52.956
5	49.188	+0.575	9:19:42.144
6	<b>48.613</b>		9:20:30.757

<b>(41) Fabian Kampfmann</b>			
1	1:04.487	+15.832	9:14:04.117
2	54.287	+5.632	9:14:58.404
3	49.399	+0.744	9:15:47.803
4	50.103	+1.448	9:16:37.906
5	49.927	+1.272	9:17:27.833
6	48.969	+0.314	9:18:16.802
7	49.222	+0.567	9:19:06.024
8	48.757	+0.102	9:19:54.781
9	<b>48.655</b>		9:20:43.436

<b>(28) Lena Heun</b>			
1	58.199	+9.413	9:13:33.711
2	50.424	+1.638	9:14:24.135
3	49.050	+0.264	9:15:13.185
4	51.030	+2.244	9:16:04.215
5	48.848	+0.062	9:16:53.063
6	48.804	+0.018	9:17:41.867
7	<b>48.786</b>		9:18:30.653
8	48.995	+0.209	9:19:19.648
9	51.804	+3.018	9:20:11.452

<b>(11) Stefan Kaiser</b>			
1	1:04.331	+15.503	9:13:44.886
2	52.339	+3.511	9:14:37.225
3	51.422	+2.594	9:15:28.647

4	49.845	+1.017	9:16:18.492
5	49.639	+0.811	9:17:08.131
6	48.952	+0.124	9:17:57.083
7	<b>48.828</b>		9:18:45.911

<b>(2) Klaus Parnet</b>			
1	1:02.021	+13.049	9:13:45.329
2	52.548	+3.576	9:14:37.877
3	49.755	+0.783	9:15:27.632
4	49.527	+0.555	9:16:17.159
5	<b>48.972</b>		9:17:06.131
6	49.351	+0.379	9:17:55.482
7	54.173	+5.201	9:18:49.655
8	1:17.942	+28.970	9:20:07.597

<b>(9) Timo Weisgerber</b>			
1	1:03.726	+14.722	9:13:43.328
2	51.658	+2.654	9:14:34.986
3	49.841	+0.837	9:15:24.827
4	49.816	+0.812	9:16:14.643
5	52.266	+3.262	9:17:06.909
6	49.733	+0.729	9:17:56.642
7	<b>49.004</b>		9:18:45.646
8	50.545	+1.541	9:19:36.191
9	49.398	+0.394	9:20:25.589

<b>(68) Emil Kerman</b>			
1	1:05.907	+16.825	9:13:46.050
2	53.606	+4.524	9:14:39.656
3	50.715	+1.633	9:15:30.371
4	49.678	+0.596	9:16:20.049
5	49.506	+0.424	9:17:09.555
6	<b>49.082</b>		9:17:58.637
7	49.420	+0.338	9:18:48.057
8	49.168	+0.086	9:19:37.225

<b>(36) Maik Lenskes</b>			
1	1:08.299	+18.961	9:13:54.638
2	57.090	+7.752	9:14:51.728
3	50.522	+1.184	9:15:42.250
4	1:16.292	+26.954	9:16:58.542
5	50.597	+1.259	9:17:49.139
6	49.462	+0.124	9:18:38.601
7	49.934	+0.596	9:19:28.535
8	<b>49.338</b>		9:20:17.873

<b>(110) Alexander MÖhring</b>			
1	1:01.539	+12.106	9:14:05.002
2	52.258	+2.825	9:14:57.260
3	50.508	+1.075	9:15:47.768
4	50.954	+1.521	9:16:38.722
5	49.977	+0.544	9:17:28.699
6	49.706	+0.273	9:18:18.405
7	<b>49.433</b>		9:19:07.838
8	1:06.369	+16.936	9:20:14.207

<b>(3) Cihan Sömmez</b>			
1	1:06.868	+17.427	9:14:14.926
2	52.397	+2.956	9:15:07.323
3	50.313	+0.872	9:15:57.636
4	50.069	+0.628	9:16:47.705
5	49.468	+0.027	9:17:37.173
6	<b>49.441</b>		9:18:26.614
7	49.461	+0.020	9:19:16.075
8	50.137	+0.696	9:20:06.212

<b>(17) Kemal Öztürk</b>			
1	1:04.638	+14.432	9:14:08.900
2	53.001	+2.795	9:15:01.901
3	51.227	+1.021	9:15:53.128
4	50.500	+0.294	9:16:43.628
5	<b>50.206</b>		9:17:33.834
6	50.571	+0.365	9:18:24.405

<b>(43) Tobias Dippel</b>			
1	1:07.084	+16.755	9:15:04.894
2	55.270	+4.941	9:16:00.164
3	50.409	+0.080	9:16:50.573
4	<b>50.329</b>		9:17:40.902
5	54.345	+4.016	9:18:35.247
6	50.351	+0.022	9:19:25.598
7	52.287	+1.958	9:20:17.885

<b>(111) Felix Schindler</b>			
1	1:06.671	+15.835	9:13:55.374
2	54.532	+3.696	9:14:49.906
3	51.944	+1.108	9:15:41.850
4	52.735	+1.899	9:16:34.585
5	50.894	+0.058	9:17:25.479
6	<b>50.836</b>		9:18:16.315
7	52.160	+1.324	9:19:08.475
8	58.069	+7.233	9:20:06.544

<b>(66) Peter Schmäck</b>			
1	1:07.359	+16.416	9:14:00.324
2	54.386	+3.443	9:14:54.710
3	51.777	+0.834	9:15:46.487
4	53.128	+2.185	9:16:39.615
5	51.677	+0.734	9:17:31.292
6	52.386	+1.443	9:18:23.678
7	<b>50.943</b>		9:19:14.621
8	1:05.159	+14.216	9:20:19.780

<b>(22) Marc Schmitt</b>			
1	1:03.768	+12.351	9:13:45.156
2	54.187	+2.770	9:14:39.343
3	51.895	+0.478	9:15:31.238
4	<b>51.417</b>		9:16:22.655
5	2:47.087	+1:55.670	9:19:09.742
6	1:04.179	+12.762	9:20:13.921

<b>(12) Frank Halbe</b>			
1	1:08.456	+16.075	9:14:02.230
2	59.453	+7.072	9:15:01.683
3	54.121	+1.740	9:15:55.804
4	52.481	+0.100	9:16:48.285
5	58.425	+6.044	9:17:46.710
6	53.244	+0.863	9:18:39.954
7	<b>52.381</b>		9:19:32.335

<b>(91) Felix Reimer</b>			
1	1:13.146	+20.516	9:14:14.255
2	57.768	+5.138	9:15:12.023
3	57.216	+4.586	9:16:09.239
4	54.797	+2.167	9:17:04.036
5	53.976	+1.346	9:17:58.012
6	54.080	+1.450	9:18:52.092
7	54.683	+2.053	9:19:46.775
8	<b>52.630</b>		9:20:39.405

<b>(55) Wolfgang März</b>			
1	1:05.396	+10.777	9:13:50.336

RMKC NKC Oppenrod

KZ2

Stefan Bellof Arena 1,040 Km

Warm Up

21.04.2013 09:12

Training (9:00 Zeit) gestartet um 9:12:31

Runde	Rundenzeit	Diff.	Tageszeit
2	56.313	+1.694	9:14:46.649
3	54.653	+0.034	9:15:41.302
4	55.166	+0.547	9:16:36.468
5	<b>54.619</b>		9:17:31.087

(5) Rudolf Hechtl

1	<b>1:28.873</b>		9:15:03.178
2	3:23.930	+1:55.057	9:18:27.108

Runde	Rundenzeit	Diff.	Tageszeit
-------	------------	-------	-----------

Runde	Rundenzeit	Diff.	Tageszeit
-------	------------	-------	-----------

# RMKC NKCC Oppenrod

KZ2  
Zeittraining **-NEU-**

Stefan Bellof Arena 1,040 Km

21.04.2013 11:39

Qualifikation (10:00 Zeit) gestartet um 11:39:33

Pos.	Nr.	Name	Nat.-Wohnort	Fabrikat	Bewerber/Sponsor	Rnd.	Beste Zeit	Diff.	km/h	In Rd.
1	28	Lena Heun	GER-Rodgau	MKII/TM	/	10	48.441		77,290	9
2	39	Daniel Leibmann	GER-Röllbach	CRG/TM	TAD Racing/	11	48.598	0.157	77,040	5
3	16	Danny Lang	GER-Karlsruhe	DR/TM	Kartbahn Liedolsheim/	12	48.702	0.261	76,876	3
4	68	Emil Kerman	GER-Pohlheim	CRG/TM	/	11	48.707	0.266	76,868	10
5	1	Sebastian Uber	GER-Pforzheim	Birel/TM	Solgat Motorsport/	11	48.717	0.276	76,852	7
6	41	Fabian Kampfmann	GER-Hanau	Birel/TM	MKII/	10	48.753	0.312	76,795	9
7	11	Stefan Kaiser	GER-Wiesbaden	Intrepid/TM	MKII/	11	48.902	0.461	76,561	5
8	110	Alexander Möhring	GER-Lichtenau	Haase/TM	TOM-TECH/	8	49.070	0.629	76,299	7
9	9	Timo Weisgerber	GER-Wittgenborn	/TM	MK II/	10	49.105	0.664	76,245	7
10	36	Maik Lenskes	GER-Mönchengladbach	DR/TM	/	11	49.228	0.787	76,054	3
11	2	Klaus Parnet	GER-Sinn	CRG/TM	Semmler Racing Team/	11	49.253	0.812	76,016	5
12	117	Jannik Jakobs	GER-Garbsen	Haase/TM	/	9	49.340	0.899	75,882	5
13	3	Cihan Sommez	GER-Oberhausen	CRG/TM		11	49.371	0.930	75,834	5
14	14	Marco Brüser	GER-Wenden	Energy/TM	/	10	49.458	1.017	75,701	4
15	43	Tobias Dippel	GER-Giessen	CRG/Maxter	/	10	49.480	1.039	75,667	8
16	22	Marc Schmitt	GER-Würzburg	Maranello/Maran	Nees Racing/	11	49.764	1.323	75,235	11
17	17	Kemal Öztürk	GER-Wiesbaden	Tonykart/Vortex	/	9	49.843	1.402	75,116	7
18	111	Felix Schindler	GER-Vielbach	Intrepid/TM	/	11	50.086	1.645	74,751	9
19	141	Dawid Gawin	GER-Berlin	Energy/VM	/	9	50.463	2.022	74,193	9
20	66	Peter Schmäck	GER-Berlin	Haase/TM	/	8	50.770	2.329	73,744	6
21	12	Frank Halbe	GER-Halbe	Tony/TM	/	10	51.758	3.317	72,337	10
22	55	Wolfgang März	GER-Wiesbaden	CRG/TM	Carline Kart Racing Team/	4	53.497	5.056	69,985	3
23	91	Felix Reimer	GER-Vögelten	Haase/TM	/	5	53.768	5.327	69,632	3
24	5	Rudolf Hechtl	GER-Edling	Sodi/Maxter	/	8	54.375	5.934	68,855	8

## Nicht Klassifiziert

DQ	42	Ingo Stracke	GER-Wenden	CRG/Maxter	Ingo Stracke/	9	50.958		73,472	2
----	----	--------------	------------	------------	---------------	---	--------	--	--------	---

## Bemerkungen

Ergebnis vorbehaltlich technischer Nachkontrolle  
Str.Nr.:42 Wertungsverlust (Rennleiterentscheidung)

# RMKC NKCC Oppenrod

KZ2

Stefan Bellof Arena 1,040 Km

Zeittraining

21.04.2013 11:39

Qualifikation (10:00 Zeit) gestartet um 11:39:33

Runde	Rundenzeit	Diff.	Tageszeit	Runde	Rundenzeit	Diff.	Tageszeit	Runde	Rundenzeit	Diff.	Tageszeit
<b>(1) Sebastian Ueber</b>				<b>(41) Fabian Kampfmann</b>				<b>(117) Jannik Jakobs</b>			
1	1:07.697	+18.980	11:40:47.021	1	1:08.816	+20.063	11:41:04.063	6	49.962	+0.709	11:44:58.997
2	51.055	+2.338	11:41:38.076	2	59.278	+10.525	11:42:03.341	7	55.632	+6.379	11:45:54.629
3	49.950	+1.233	11:42:28.026	3	49.449	+0.696	11:42:52.790	8	54.155	+4.902	11:46:48.784
4	49.431	+0.714	11:43:17.457	4	56.487	+7.734	11:43:49.277	9	49.391	+0.138	11:47:38.175
5	49.856	+1.139	11:44:07.313	5	48.993	+0.240	11:44:38.270	10	49.324	+0.071	11:48:27.499
6	48.858	+0.141	11:44:56.171	6	48.760	+0.007	11:45:27.030	11	49.431	+0.178	11:49:16.930
7	<b>48.717</b>		11:45:44.888	7	1:06.428	+17.675	11:46:33.458				
8	49.184	+0.467	11:46:34.072	8	48.966	+0.213	11:47:22.424				
9	49.163	+0.446	11:47:23.235	9	<b>48.753</b>		11:48:11.177				
10	48.882	+0.165	11:48:12.117	10	48.830	+0.077	11:49:00.007				
11	50.764	+2.047	11:49:02.881								
<b>(2) Klaus Parnet</b>				<b>(11) Stefan Kaiser</b>				<b>(3) Cihan Sömmez</b>			
1	59.990	+10.737	11:40:49.037	1	1:04.293	+15.391	11:40:41.684	1	1:10.759	+21.419	11:40:54.430
2	50.578	+1.325	11:41:39.615	2	51.378	+2.476	11:41:33.062	2	1:00.470	+11.130	11:41:54.900
3	50.463	+1.210	11:42:30.078	3	49.528	+0.626	11:42:22.590	3	49.627	+0.287	11:42:44.527
4	49.704	+0.451	11:43:19.782	4	49.316	+0.414	11:43:11.906	4	50.911	+1.571	11:43:35.438
5	<b>49.253</b>		11:44:09.035	5	<b>48.902</b>		11:44:00.808	5	<b>49.340</b>		11:44:24.778
				<b>(10) Alexander Möhring</b>				<b>(14) Marco Brüser</b>			
				1	1:11.235	+22.165	11:40:54.807	1	1:03.657	+14.199	11:40:48.056
				2	1:00.823	+11.753	11:41:55.630	2	50.525	+1.067	11:41:38.581
				3	49.779	+0.709	11:42:45.409	3	50.316	+0.858	11:42:28.897
				4	50.397	+1.327	11:43:35.806	4	<b>49.458</b>		11:43:18.355
				5	49.294	+0.224	11:44:25.100	5	50.139	+0.681	11:44:08.494
				6	49.542	+0.472	11:45:14.642	6	49.799	+0.341	11:44:58.293
				7	<b>49.070</b>		11:46:03.712	7	50.140	+0.682	11:45:48.433
				8	49.600	+0.530	11:46:53.312	8	50.656	+1.198	11:46:39.089
				<b>(9) Timo Weisgerber</b>				<b>(43) Tobias Dippel</b>			
				1	1:05.322	+16.217	11:40:43.919	1	1:01.442	+11.962	11:41:06.742
				2	51.317	+2.212	11:41:35.236	2	57.363	+7.883	11:42:04.105
				3	50.145	+1.040	11:42:25.381	3	50.235	+0.755	11:42:54.340
				4	49.651	+0.546	11:43:15.032	4	50.367	+0.887	11:43:44.707
				5	49.113	+0.008	11:44:04.145	5	49.778	+0.298	11:44:34.485
				6	49.287	+0.182	11:44:53.432	6	50.197	+0.717	11:45:24.682
				7	<b>49.105</b>		11:45:42.537	7	49.632	+0.152	11:46:14.314
				8	51.788	+2.683	11:46:34.325	8	<b>49.480</b>		11:47:03.794
				9	49.674	+0.569	11:47:23.999	9	1:04.054	+14.574	11:48:07.848
				10	49.164	+0.059	11:48:13.163	10	53.431	+3.951	11:49:01.279
				<b>(36) Maik Lenskes</b>				<b>(22) Marc Schmitt</b>			
				1	1:22.735	+33.507	11:41:11.185	1	1:03.803	+14.039	11:40:42.185
				2	53.575	+4.347	11:42:04.760	2	52.858	+3.094	11:41:35.043
				3	<b>49.228</b>		11:42:53.988	3	51.941	+2.177	11:42:26.984
				4	49.636	+0.408	11:43:43.624	4	50.278	+0.514	11:43:17.262
				5	49.919	+0.691	11:44:33.543	5	50.775	+1.011	11:44:08.037
				6	50.700	+1.472	11:45:24.243	6	50.688	+0.924	11:44:58.725
				7	49.641	+0.413	11:46:13.884	7	50.072	+0.308	11:45:48.797
				8	49.307	+0.079	11:47:03.191	8	50.050	+0.286	11:46:38.847
				9	49.340	+0.112	11:47:52.531	9	1:05.674	+15.910	11:47:44.521
				10	49.308	+0.080	11:48:41.839	10	50.614	+0.850	11:48:35.135
				11	49.670	+0.442	11:49:31.509				

# RMKC NKC Oppenrod

KZ2

Stefan Bellof Arena 1,040 Km

Zeittraining

21.04.2013 11:39

Qualifikation (10:00 Zeit) gestartet um 11:39:33

Runde	Rundenzeit	Diff.	Tageszeit
11	<b>49.764</b>		11:49:24.899

(17) Kemal Öztürk

1	1:05.054	+15.211	11:40:45.114
2	51.427	+1.584	11:41:36.541
3	50.546	+0.703	11:42:27.087
4	50.855	+1.012	11:43:17.942
5	51.575	+1.732	11:44:09.517
6	50.172	+0.329	11:44:59.689
7	<b>49.843</b>		11:45:49.532
8	49.844	+0.001	11:46:39.376
9	50.367	+0.524	11:47:29.743

(111) Felix Schindler

1	1:07.298	+17.212	11:41:05.060
2	52.979	+2.893	11:41:58.039
3	50.757	+0.671	11:42:48.796
4	50.288	+0.202	11:43:39.084
5	51.219	+1.133	11:44:30.303
6	52.921	+2.835	11:45:23.224
7	52.126	+2.040	11:46:15.350
8	50.360	+0.274	11:47:05.710
9	<b>50.086</b>		11:47:55.796
10	53.982	+3.896	11:48:49.778
11	50.474	+0.388	11:49:40.252

(141) Dawid Gawin

1	1:12.776	+22.313	11:40:53.687
2	52.109	+1.646	11:41:45.796
3	54.249	+3.786	11:42:40.045
4	50.858	+0.395	11:43:30.903
5	51.124	+0.661	11:44:22.027
6	1:04.143	+13.680	11:45:26.170
7	50.589	+0.126	11:46:16.759
8	50.806	+0.343	11:47:07.565
9	<b>50.463</b>		11:47:58.028

(66) Peter Schmäck

1	1:05.740	+14.970	11:40:46.749
2	51.089	+0.319	11:41:37.838
3	51.415	+0.645	11:42:29.253
4	51.356	+0.586	11:43:20.609
5	50.843	+0.073	11:44:11.452
6	<b>50.770</b>		11:45:02.222
7	50.938	+0.168	11:45:53.160
8	50.900	+0.130	11:46:44.060

(42) Ingo Stracke

1	1:03.700	+12.742	11:40:48.585
2	<b>50.958</b>		11:41:39.543
3	51.315	+0.357	11:42:30.858
4	51.397	+0.439	11:43:22.255
5	57.228	+6.270	11:44:19.483
6	51.001	+0.043	11:45:10.484
7	52.573	+1.615	11:46:03.057
8	1:28.286	+37.328	11:47:31.343
9	52.635	+1.677	11:48:23.978

(12) Frank Halbe

1	1:04.799	+13.041	11:40:55.905
2	53.565	+1.807	11:41:49.470
3	53.541	+1.783	11:42:43.011
4	54.949	+3.191	11:43:37.960
5	52.169	+0.411	11:44:30.129
6	59.589	+7.831	11:45:29.718
7	53.242	+1.484	11:46:22.960

Runde	Rundenzeit	Diff.	Tageszeit
8	52.281	+0.523	11:47:15.241
9	52.077	+0.319	11:48:07.318
10	<b>51.758</b>		11:48:59.076

(55) Wolfgang März

1	1:09.661	+16.164	11:40:55.684
2	53.660	+0.163	11:41:49.344
3	<b>53.497</b>		11:42:42.841
4	53.776	+0.279	11:43:36.617

(91) Felix Reimer

1	1:07.010	+13.242	11:41:00.482
2	58.301	+4.533	11:41:58.783
3	<b>53.768</b>		11:42:52.551
4	55.261	+1.493	11:43:47.812
5	1:00.010	+6.242	11:44:47.822

(5) Rudolf Hechtl

1	1:13.924	+19.549	11:41:18.921
2	1:01.473	+7.098	11:42:20.394
3	1:03.748	+9.373	11:43:24.142
4	57.320	+2.945	11:44:21.462
5	1:09.025	+14.650	11:45:30.487
6	59.449	+5.074	11:46:29.936
7	1:00.390	+6.015	11:47:30.326
8	<b>54.375</b>		11:48:24.701



RMKC NKCC Oppenrod

KZ2

Stefan Bellof Arena 1,040 Km

1. Rennen



21.04.2013 14:50

Rennen (16 Runden)

13	42
	25
12	91
	23
11	12
	21
10	141
	19
9	17
	17
8	43
	15
7	3
	13
6	2
	11
5	9
	9
4	11
	7
3	1
	5
2	16
	3
1	28
	1

POLE POSITION 1

5
24
55
22
66
20
111
18
22
16
14
14
117
12
36
10
110
8
41
6
68
4
39
2

# RMKC NKC Oppenrod

KZ2

Stefan Bellof Arena 1,040 Km

1. Rennen

21.04.2013 14:50

Rennen (16 Runden) gestartet um 14:54:46

Pos.	Nr.	Name	Nat.-Wohnort	Fabrikat	Bewerber/Sponsor	Rnd.	Gesamtzeit	Diff.	Ø km/h	Beste Zeit	km/h	Pkt.
1	28	Lena Heun	GER-Rodgau	MKII/TM	MKII/	16	13:07.917		76,028	48.784	76,746	0
2	39	Daniel Leibmann	GER-Röllbach	CRG/TM	TAD Racing/	16	13:08.159	0.242	76,005	48.726	76,838	0
3	16	Danny Lang	GER-Karlsruhe	DR/TM	Kartbahn Liedolsheim/	16	13:10.017	2.100	75,826	48.793	76,732	0
4	68	Emil Kerman	GER-Pohlheim	CRG/TM	/	16	13:10.456	2.539	75,784	48.765	76,776	0
5	41	Fabian Kampfmann	GER-Hanau	Birel/TM	MKII/	16	13:11.448	3.531	75,689	48.755	76,792	0
6	1	Sebastian Uber	GER-Pforzheim	Birel/TM	Solgat Motorsport/	16	13:11.718	3.801	75,663	48.717	76,852	0
7	36	Maik Lenskes	GER-Mönchengladb	DR/TM	/	16	13:13.264	5.347	75,516	48.856	76,633	0
8	2	Klaus Parnet	GER-Sinn	CRG/TM	Semmler Racing Team/	16	13:16.721	8.804	75,188	49.056	76,321	0
9	11	Stefan Kaiser	GER-Wiesbaden	Intrepid/TM	MKII/	16	13:17.102	9.185	75,152	48.852	76,640	0
10	9	Timo Weisgerber	GER-Wittgenborn	/TM	MK II/	16	13:25.194	17.277	74,397	49.446	75,719	0
11	22	Marc Schmitt	GER-Würzburg	Maranello/Maranello	Nees Racing/	16	13:25.651	17.734	74,355	49.400	75,789	0
12	14	Marco Brüser	GER-Wenden	Energy/TM	/	16	13:26.039	18.122	74,319	49.309	75,929	0
13	141	Dawid Gawin	GER-Berlin	Energy/VM	/	16	13:27.538	19.621	74,181	49.528	75,594	0
14	17	Kemal Öztürk	GER-Wiesbaden	Tonykart/Vortex	/	16	13:29.992	22.075	73,956	49.740	75,271	0
15	117	Jannik Jakobs	GER-Garbsen	Haase/TM	/	16	13:33.162	25.245	73,668	49.221	76,065	0
16	43	Tobias Dippel	GER-Giessen	CRG/Maxter	/	16	13:34.158	26.241	73,578	49.752	75,253	0
17	111	Felix Schindler	GER-Vielbach	Intrepid/TM	/	16	13:36.487	28.570	73,368	49.882	75,057	0
18	66	Peter Schmäck	GER-Berlin	Haase/TM	/	16	13:48.901	40.984	72,269	50.976	73,446	0
19	12	Frank Halbe	GER-Halbe	Tony/TM	/	15	13:10.003	1 Runde	71,088	51.247	73,058	0
20	42	Ingo Stracke	GER-Wenden	CRG/Maxter	Ingo Stracke/	15	13:14.334	1 Runde	70,701	51.530	72,657	0
21	91	Felix Reimer	GER-Vögelten	Haase/TM	/	15	13:46.575	1 Runde	67,943	52.762	70,960	0
22	55	Wolfgang März	GER-Wiesbaden	CRG/TM	Carline Kart Racing Team/	9	8:11.060	7 Runden	68,619	53.095	70,515	0
23	5	Rudolf Hechtl	GER-Edling	Sodi/Maxter	/	5	4:43.936	11 Runden	65,930	54.328	68,915	0
24	110	Alexander Möhring	GER-Lichtenau	Haase/TM	TOM-TECH/	1	53.478	15 Runden	70,010	52.556	71,238	0
25	3	Cihan Sömmez	GER-Oberhausen	CRG/TM			1.490	16 Runden	-	-	-	0

## Bemerkungen

Ergebnis vorbehaltlich technischer Nachkontrolle

Gestartet: 25 Gewertet: 25 Nicht Gewertet: 0


Vorsprung	Ø km/h	Beste Rundenzeit	km/h	Beste Runde von
0.242	76,028	48.717	76,852	1 - Sebastian Uber

Zeitnahmekommissar & Auswertung: Camp Company

Orbits

Aushang: Uhr Rennsekretär: Karola Jarzyk

Rennleiter: Markus Peske



www.mylaps.com

Reg.Nr.: KC/10/13

Lizensiert für Camp Company GmbH



**RMKC NKCC Oppenrod**

KZ2

Stefan Bellof Arena 1,040 Km

1. Rennen

21.04.2013 14:50

Rennen (16 Runden) gestartet um 14:54:46

Runde	Rundenzeit	Diff.	Tageszeit
<b>(28) Lena Heun</b>			
1	51.465	+2.681	14:55:38.185
2	50.431	+1.647	14:56:28.616
3	49.469	+0.685	14:57:18.085
4	49.252	+0.468	14:58:07.337
5	49.162	+0.378	14:58:56.499
6	49.070	+0.286	14:59:45.569
7	49.035	+0.251	15:00:34.604
8	48.921	+0.137	15:01:23.525
9	48.860	+0.076	15:02:12.385
10	48.887	+0.103	15:03:01.272
11	48.819	+0.035	15:03:50.091
12	<b>48.784</b>		15:04:38.875
13	48.883	+0.099	15:05:27.758
14	48.954	+0.170	15:06:16.712
15	48.944	+0.160	15:07:05.656
16	48.981	+0.197	15:07:54.637

Runde	Rundenzeit	Diff.	Tageszeit
<b>(39) Daniel Leibmann</b>			
1	51.150	+2.424	14:55:37.940
2	50.898	+2.172	14:56:28.838
3	49.509	+0.783	14:57:18.347
4	49.426	+0.700	14:58:07.773
5	49.207	+0.481	14:58:56.980
6	49.088	+0.362	14:59:46.068
7	48.982	+0.256	15:00:35.050
8	48.995	+0.269	15:01:24.045
9	48.870	+0.144	15:02:12.915
10	48.838	+0.112	15:03:01.753
11	48.846	+0.120	15:03:50.599
12	48.909	+0.183	15:04:39.508
13	<b>48.726</b>		15:05:28.234
14	48.863	+0.137	15:06:17.097
15	48.795	+0.069	15:07:05.892
16	48.987	+0.261	15:07:54.879

Runde	Rundenzeit	Diff.	Tageszeit
<b>(16) Danny Lang</b>			
1	51.450	+2.657	14:55:38.523
2	50.502	+1.709	14:56:29.025
3	49.738	+0.945	14:57:18.763
4	49.269	+0.476	14:58:08.032
5	49.288	+0.495	14:58:57.320
6	49.057	+0.264	14:59:46.377
7	49.041	+0.248	15:00:35.418
8	48.913	+0.120	15:01:24.331
9	49.004	+0.211	15:02:13.335
10	48.906	+0.113	15:03:02.241
11	50.073	+1.280	15:03:52.314
12	48.924	+0.131	15:04:41.238
13	<b>48.793</b>		15:05:30.031
14	48.866	+0.073	15:06:18.897
15	48.883	+0.090	15:07:07.780
16	48.957	+0.164	15:07:56.737

Runde	Rundenzeit	Diff.	Tageszeit
<b>(68) Emil Kerman</b>			
1	51.647	+2.882	14:55:38.761
2	50.618	+1.853	14:56:29.379
3	49.701	+0.936	14:57:19.080
4	49.222	+0.457	14:58:08.302
5	49.347	+0.582	14:58:57.649
6	49.173	+0.408	14:59:46.822
7	48.828	+0.063	15:00:35.650
8	48.980	+0.215	15:01:24.630
9	48.913	+0.148	15:02:13.543
10	48.973	+0.208	15:03:02.516

Runde	Rundenzeit	Diff.	Tageszeit
11	50.113	+1.348	15:03:52.629
12	48.827	+0.062	15:04:41.456
13	48.942	+0.177	15:05:30.398
14	<b>48.765</b>		15:06:19.163
15	48.993	+0.228	15:07:08.156
16	49.020	+0.255	15:07:57.176

Runde	Rundenzeit	Diff.	Tageszeit
<b>(41) Fabian Kampfmann</b>			
1	52.133	+3.378	14:55:39.582
2	51.132	+2.377	14:56:30.714
3	49.619	+0.864	14:57:20.333
4	49.343	+0.588	14:58:09.676
5	49.221	+0.466	14:58:58.897
6	49.145	+0.390	14:59:48.042
7	49.144	+0.389	15:00:37.186
8	48.965	+0.210	15:01:26.151
9	48.831	+0.076	15:02:14.982
10	<b>48.755</b>		15:03:03.737
11	49.548	+0.793	15:03:53.285
12	49.077	+0.322	15:04:42.362
13	49.008	+0.253	15:05:31.370
14	48.929	+0.174	15:06:20.299
15	49.006	+0.251	15:07:09.305
16	48.863	+0.108	15:07:58.168

Runde	Rundenzeit	Diff.	Tageszeit
<b>(1) Sebastian Uber</b>			
1	51.557	+2.840	14:55:38.937
2	50.787	+2.070	14:56:29.724
3	49.679	+0.962	14:57:19.403
4	49.322	+0.605	14:58:08.725
5	49.238	+0.521	14:58:57.963
6	49.060	+0.343	14:59:47.023
7	49.223	+0.506	15:00:36.246
8	48.888	+0.171	15:01:25.134
9	48.811	+0.094	15:02:13.945
10	49.015	+0.298	15:03:02.960
11	50.054	+1.337	15:03:53.014
12	49.839	+1.122	15:04:42.853
13	48.879	+0.162	15:05:31.732
14	48.781	+0.064	15:06:20.513
15	49.208	+0.491	15:07:09.721
16	<b>48.717</b>		15:07:58.438

Runde	Rundenzeit	Diff.	Tageszeit
<b>(36) Maik Lenskes</b>			
1	52.747	+3.891	14:55:40.592
2	52.073	+3.217	14:56:32.665
3	49.796	+0.940	14:57:22.461
4	49.234	+0.378	14:58:11.695
5	49.297	+0.441	14:59:00.992
6	49.067	+0.211	14:59:50.509
7	48.998	+0.142	15:00:39.057
8	49.045	+0.189	15:01:28.102
9	48.897	+0.041	15:02:16.999
10	48.921	+0.065	15:03:05.920
11	49.332	+0.476	15:03:55.252
12	49.093	+0.237	15:04:44.345
13	48.933	+0.077	15:05:33.278
14	48.952	+0.096	15:06:22.230
15	<b>48.856</b>		15:07:11.086
16	48.898	+0.042	15:07:59.984

Runde	Rundenzeit	Diff.	Tageszeit
<b>(2) Klaus Parnet</b>			
1	52.909	+3.853	14:55:40.925
2	52.057	+3.001	14:56:32.982
3	49.799	+0.743	14:57:22.781
4	49.546	+0.490	14:58:12.327

Runde	Rundenzeit	Diff.	Tageszeit
5	49.269	+0.213	14:59:01.596
6	49.398	+0.342	14:59:50.994
7	49.206	+0.150	15:00:40.200
8	49.167	+0.111	15:01:29.367
9	49.165	+0.109	15:02:18.532
10	49.294	+0.238	15:03:07.826
11	49.440	+0.384	15:03:57.266
12	49.258	+0.202	15:04:46.524
13	49.259	+0.203	15:05:35.783
14	<b>49.056</b>		15:06:24.839
15	49.148	+0.092	15:07:13.987
16	49.454	+0.398	15:08:03.441

Runde	Rundenzeit	Diff.	Tageszeit
<b>(11) Stefan Kaiser</b>			
1	51.862	+3.010	14:55:39.466
2	53.777	+4.925	14:56:33.243
3	49.921	+1.069	14:57:23.164
4	49.544	+0.692	14:58:12.708
5	49.300	+0.448	14:59:02.008
6	49.384	+0.532	14:59:51.392
7	49.200	+0.348	15:00:40.592
8	49.237	+0.385	15:01:29.829
9	49.049	+0.197	15:02:18.878
10	49.376	+0.524	15:03:08.254
11	49.324	+0.472	15:03:57.578
12	49.192	+0.340	15:04:46.770
13	49.170	+0.318	15:05:35.940
14	49.407	+0.555	15:06:25.347
15	<b>48.852</b>		15:07:14.199
16	49.623	+0.771	15:08:03.822

Runde	Rundenzeit	Diff.	Tageszeit
<b>(9) Timo Weisgerber</b>			
1	52.743	+3.297	14:55:40.537
2	51.893	+2.447	14:56:32.430
3	51.763	+2.317	14:57:24.193
4	50.658	+1.212	14:58:14.851
5	49.790	+0.344	14:59:04.641
6	49.679	+0.233	14:59:54.320
7	50.085	+0.639	15:00:44.405
8	49.707	+0.261	15:01:34.112
9	49.676	+0.230	15:02:23.788
10	49.471	+0.025	15:03:13.259
11	49.653	+0.207	15:04:02.912
12	49.457	+0.011	15:04:52.369
13	<b>49.446</b>		15:05:41.815
14	49.820	+0.374	15:06:31.635
15	50.457	+1.011	15:07:22.092
16	49.822	+0.376	15:08:11.914

Runde	Rundenzeit	Diff.	Tageszeit
<b>(22) Marc Schmitt</b>			
1	54.020	+4.620	14:55:42.643
2	51.605	+2.205	14:56:34.248
3	50.516	+1.116	14:57:24.764
4	50.437	+1.037	14:58:15.201
5	49.818	+0.418	14:59:05.019
6	49.747	+0.347	14:59:54.766
7	50.246	+0.846	15:00:45.012
8	49.629	+0.229	15:01:34.641
9	49.471	+0.071	15:02:24.112
10	49.577	+0.177	15:03:13.689
11	49.528	+0.128	15:04:03.217
12	49.727	+0.327	15:04:52.944
13	<b>49.400</b>		15:05:42.344
14	49.636	+0.236	15:06:31.980
15	50.446	+1.046	15:07:22.426
16	49.945	+0.545	15:08:12.371

# RMKC NKCC Oppenrod

KZ2

Stefan Bellof Arena 1,040 Km

1. Rennen

21.04.2013 14:50

Rennen (16 Runden) gestartet um 14:54:46

Runde	Rundenzeit	Diff.	Tageszeit
<b>(14) Marco Brüser</b>			
1	56.275	+6.966	14:55:44.708
2	51.117	+1.808	14:56:35.825
3	50.689	+1.380	14:57:26.514
4	50.454	+1.145	14:58:16.968
5	49.863	+0.554	14:59:06.831
6	49.622	+0.313	14:59:56.453
7	49.519	+0.210	15:00:45.972
8	49.590	+0.281	15:01:35.562
9	49.757	+0.448	15:02:25.319
10	49.633	+0.324	15:03:14.952
11	50.307	+0.998	15:04:05.259
12	49.609	+0.300	15:04:54.868
13	49.623	+0.314	15:05:44.491
14	<b>49.309</b>		15:06:33.800
15	49.344	+0.035	15:07:23.144
16	49.615	+0.306	15:08:12.759

Runde	Rundenzeit	Diff.	Tageszeit
<b>(141) Dawid Gawin</b>			
1	54.008	+4.480	14:55:43.375
2	51.024	+1.496	14:56:34.399
3	51.318	+1.790	14:57:25.717
4	51.608	+2.080	14:58:17.325
5	49.871	+0.343	14:59:07.196
6	49.656	+0.128	14:59:56.852
7	49.813	+0.285	15:00:46.665
8	49.661	+0.133	15:01:36.326
9	<b>49.528</b>		15:02:25.854
10	49.627	+0.099	15:03:15.481
11	50.234	+0.706	15:04:05.715
12	49.680	+0.152	15:04:55.395
13	49.644	+0.116	15:05:45.039
14	49.696	+0.168	15:06:34.735
15	49.764	+0.236	15:07:24.499
16	49.759	+0.231	15:08:14.258

Runde	Rundenzeit	Diff.	Tageszeit
<b>(17) Kemal Öztürk</b>			
1	53.897	+4.157	14:55:42.788
2	51.475	+1.735	14:56:34.263
3	50.898	+1.158	14:57:25.161
4	50.219	+0.479	14:58:15.380
5	49.918	+0.178	14:59:05.298
6	50.246	+0.506	14:59:55.544
7	49.892	+0.152	15:00:45.436
8	49.788	+0.048	15:01:35.224
9	<b>49.740</b>		15:02:24.964
10	49.765	+0.025	15:03:14.729
11	51.463	+1.723	15:04:06.192
12	50.048	+0.308	15:04:56.240
13	50.077	+0.337	15:05:46.317
14	50.125	+0.385	15:06:36.442
15	50.016	+0.276	15:07:26.458
16	50.254	+0.514	15:08:16.712

Runde	Rundenzeit	Diff.	Tageszeit
<b>(117) Jannik Jakobs</b>			
1	53.488	+4.267	14:55:42.107
2	51.226	+2.005	14:56:33.333
3	50.679	+1.458	14:57:24.012
4	50.090	+0.869	14:58:14.102
5	50.045	+0.824	14:59:04.147
6	49.894	+0.673	14:59:54.041
7	49.754	+0.533	15:00:43.795
8	59.240	+10.019	15:01:43.035
9	49.881	+0.660	15:02:32.916
10	49.244	+0.023	15:03:22.160

Runde	Rundenzeit	Diff.	Tageszeit
11	49.832	+0.611	15:04:11.992
12	49.417	+0.196	15:05:01.409
13	49.628	+0.407	15:05:51.037
14	<b>49.221</b>		15:06:40.258
15	49.726	+0.505	15:07:29.984
16	49.898	+0.677	15:08:19.882

Runde	Rundenzeit	Diff.	Tageszeit
<b>(43) Tobias Dippel</b>			
1	56.670	+6.918	14:55:45.346
2	51.062	+1.310	14:56:36.408
3	51.018	+1.266	14:57:27.426
4	51.217	+1.465	14:58:18.643
5	50.427	+0.675	14:59:09.070
6	50.021	+0.269	14:59:59.091
7	50.300	+0.548	15:00:49.391
8	49.844	+0.092	15:01:39.235
9	50.619	+0.867	15:02:29.854
10	51.097	+1.345	15:03:20.951
11	50.024	+0.272	15:04:10.975
12	50.222	+0.470	15:05:01.197
13	50.102	+0.350	15:05:51.299
14	<b>49.752</b>		15:06:41.051
15	50.037	+0.285	15:07:31.088
16	49.790	+0.038	15:08:20.878

Runde	Rundenzeit	Diff.	Tageszeit
<b>(111) Felix Schindler</b>			
1	54.729	+4.847	14:55:43.514
2	51.173	+1.291	14:56:34.687
3	51.234	+1.352	14:57:25.921
4	51.536	+1.654	14:58:17.457
5	50.418	+0.536	14:59:07.875
6	50.416	+0.534	14:59:58.291
7	50.138	+0.256	15:00:48.429
8	50.269	+0.387	15:01:38.698
9	51.111	+1.229	15:02:29.809
10	51.924	+2.042	15:03:21.733
11	51.109	+1.227	15:04:12.842
12	50.289	+0.407	15:05:03.131
13	50.148	+0.266	15:05:53.279
14	49.896	+0.014	15:06:43.175
15	50.150	+0.268	15:07:33.325
16	<b>49.882</b>		15:08:23.207

Runde	Rundenzeit	Diff.	Tageszeit
<b>(66) Peter Schmäck</b>			
1	55.544	+4.568	14:55:44.435
2	51.110	+0.134	14:56:35.545
3	51.532	+0.556	14:57:27.077
4	51.820	+0.844	14:58:18.897
5	51.081	+0.105	14:59:09.978
6	<b>50.976</b>		15:00:00.954
7	51.358	+0.382	15:00:52.312
8	51.754	+0.778	15:01:44.066
9	51.378	+0.402	15:02:35.444
10	51.054	+0.078	15:03:26.498
11	51.493	+0.517	15:04:17.991
12	52.261	+1.285	15:05:10.252
13	51.211	+0.235	15:06:01.463
14	51.072	+0.096	15:06:52.535
15	51.013	+0.037	15:07:43.548
16	52.073	+1.097	15:08:35.621

Runde	Rundenzeit	Diff.	Tageszeit
<b>(12) Frank Halbe</b>			
1	57.380	+6.133	14:55:47.153
2	52.153	+0.906	14:56:39.306
3	52.756	+1.509	14:57:32.062
4	<b>51.247</b>		14:58:23.309

Runde	Rundenzeit	Diff.	Tageszeit
5	51.948	+0.701	14:59:15.257
6	51.661	+0.414	15:00:06.918
7	52.726	+1.479	15:00:59.644
8	52.035	+0.788	15:01:51.679
9	52.026	+0.779	15:02:43.705
10	51.627	+0.380	15:03:35.332
11	51.411	+0.164	15:04:26.743
12	51.291	+0.044	15:05:18.034
13	52.481	+1.234	15:06:10.515
14	51.786	+0.539	15:07:02.301
15	54.422	+3.175	15:07:56.723

Runde	Rundenzeit	Diff.	Tageszeit
<b>(42) Ingo Stracke</b>			
1	56.394	+4.864	14:55:46.324
2	51.814	+0.284	14:56:38.138
3	<b>51.530</b>		14:57:29.668
4	52.021	+0.491	14:58:21.689
5	52.203	+0.673	14:59:13.892
6	52.871	+1.341	15:00:06.763
7	52.437	+0.907	15:00:59.200
8	52.087	+0.557	15:01:51.287
9	51.986	+0.456	15:02:43.273
10	52.565	+1.035	15:03:35.838
11	51.652	+0.122	15:04:27.490
12	51.709	+0.179	15:05:19.199
13	51.955	+0.425	15:06:11.154
14	51.849	+0.319	15:07:03.003
15	58.051	+6.521	15:08:01.054

Runde	Rundenzeit	Diff.	Tageszeit
<b>(91) Felix Reimer</b>			
1	58.133	+5.371	14:55:49.101
2	53.874	+1.112	14:56:42.975
3	53.542	+0.780	14:57:36.517
4	53.733	+0.971	14:58:30.250
5	54.534	+1.772	14:59:24.784
6	53.991	+1.229	15:00:18.775
7	54.058	+1.296	15:01:12.833
8	53.282	+0.520	15:02:06.115
9	<b>52.762</b>		15:02:58.877
10	59.199	+6.437	15:03:58.076
11	55.422	+2.660	15:04:53.498
12	55.970	+3.208	15:05:49.468
13	55.031	+2.269	15:06:44.499
14	53.879	+1.117	15:07:38.378
15	54.917	+2.155	15:08:33.295

Runde	Rundenzeit	Diff.	Tageszeit
<b>(55) Wolfgang März</b>			
1	58.143	+5.048	14:55:48.234
2	53.310	+0.215	14:56:41.544
3	53.262	+0.167	14:57:34.806
4	<b>53.095</b>		14:58:27.901
5	53.338	+0.243	14:59:21.239
6	53.926	+0.831	15:00:15.165
7	53.942	+0.847	15:01:09.107
8	54.456	+1.361	15:02:03.563
9	54.217	+1.122	15:02:57.780

Runde	Rundenzeit	Diff.	Tageszeit
<b>(5) Rudolf Hechtl</b>			
1	59.578	+5.250	14:55:50.945
2	55.697	+1.369	14:56:46.642
3	<b>54.328</b>		14:57:40.970
4	54.421	+0.093	14:58:35.391
5	55.265	+0.937	14:59:30.656

Runde	Rundenzeit	Diff.	Tageszeit
<b>(110) Alexander Möhring</b>			
1	<b>52.556</b>		14:55:40.198

RMKC NKCC Oppenrod

KZ2

Stefan Bellof Arena 1,040 Km

2. Rennen


21.04.2013 16:55

Rennen (16 Runden)

13	3
	25
12	5
	23
11	91
	21
10	12
	19
9	111
	17
8	117
	15
7	141
	13
6	22
	11
5	11
	9
4	36
	7
3	41
	5
2	16
	3
1	28
	1

POLE POSITION 1

110
24
55
22
42
20
66
18
43
16
17
14
14
12
9
10
2
8
1
6
68
4
39
2



## RMKC NKC Oppenrod

KZ2

Stefan Bellof Arena 1,040 Km

2. Rennen

21.04.2013 16:55

Rennen (16 Runden) gestartet um 16:58:27

Pos.	Nr.	Name	Nat.-Wohnort	Fabrikat	Bewerber/Sponsor	Rnd.	Gesamtzeit	Diff.	Ø km/h	Beste Zeit	km/h	Pkt.
1	28	Lena Heun	GER-Rodgau	MKII/TM	MKII/	16	13:13.829		75,462	48.698	76,882	0
2	16	Danny Lang	GER-Karlsruhe	DR/TM	Kartbahn Liedolsheim/	16	13:14.625	0.796	75,387	48.907	76,553	0
3	11	Stefan Kaiser	GER-Wiesbaden	Intrepid/TM	MKII/	16	13:15.435	1.606	75,310	48.855	76,635	0
4	36	Maik Lenskes	GER-Mönchengladb	DR/TM	/	16	13:16.503	2.674	75,209	48.718	76,850	0
5	68	Emil Kerman	GER-Pohlheim	CRG/TM	/	16	13:17.429	3.600	75,121	48.774	76,762	0
6	22	Marc Schmitt	GER-Würzburg	Maranello/Maranello	Nees Racing/	16	13:26.664	12.835	74,261	49.314	75,922	0
7	9	Timo Weisgerber	GER-Wittgenborn	/TM	MK II/	16	13:32.013	18.184	73,772	49.442	75,725	0
8	110	Alexander Möhring	GER-Lichtenau	Haase/TM	TOM-TECH/	16	13:32.464	18.635	73,731	49.514	75,615	0
9	1	Sebastian Uber	GER-Pforzheim	Birel/TM	Solgat Motorsport/	16	13:41.176	27.347	72,949	48.944	76,496	0
10	111	Felix Schindler	GER-Vielbach	Intrepid/TM	/	16	13:41.794	27.965	72,894	50.267	74,482	0
11	43	Tobias Dippel	GER-Giessen	CRG/Maxter	/	16	13:42.717	28.888	72,812	49.979	74,911	0
12	141	Dawid Gawin	GER-Berlin	Energy/VM	/	16	13:43.071	29.242	72,781	49.839	75,122	0
13	39	Daniel Leibmann	GER-Röllbach	CRG/TM	TAD Racing/	16	13:43.481	29.652	72,745	48.777	76,757	0
14	66	Peter Schmäck	GER-Berlin	Haase/TM	/	16	13:51.953	38.124	72,004	51.002	73,409	0
15	2	Klaus Parnet	GER-Sinn	CRG/TM	Semmler Racing Team/	16	13:55.068	41.239	71,735	49.223	76,062	0
16	41	Fabian Kampfmann	GER-Hanau	Birel/TM	MKII/	15	13:12.145	1 Runde	70,896	49.018	76,380	0
17	91	Felix Reimer	GER-Vögelten	Haase/TM	/	15	13:17.164	1 Runde	70,450	51.381	72,867	0
18	12	Frank Halbe	GER-Halbe	Tony/TM	/	15	13:21.781	1 Runde	70,044	51.695	72,425	0
19	5	Rudolf Hechtel	GER-Edling	Sodi/Maxter	/	14	13:37.850	2 Runden	64,090	53.918	69,439	0
20	17	Kemal Öztürk	GER-Wiesbaden	Tonykart/Vortex	/	4	3:35.266	12 Runden	69,570	51.213	73,106	0
21	42	Ingo Stracke	GER-Wenden	CRG/Maxter	Ingo Stracke/	3	2:44.788	13 Runden	68,160	52.199	71,726	0
22	14	Marco Brüser	GER-Wenden	Energy/TM	/	2	1:47.868	14 Runden	69,418	50.495	74,146	0
23	117	Jannik Jakobs	GER-Garbsen	Haase/TM	/	2	1:48.246	14 Runden	69,176	50.323	74,399	0
24	55	Wolfgang März	GER-Wiesbaden	CRG/TM	Carline Kart Racing Team/		6.807	16 Runden	-	-	-	0

### Bemerkungen

Ergebnis vorbehaltlich technischer Nachkontrolle

Gestartet: 24 Gewertet: 24 Nicht Gewerten: 0

Vorsprung	Ø km/h	Beste Rundenzeit	km/h	Beste Runde von
0.796	75,462	48.698	76,882	28 - Lena Heun


Zeitnahmekommissar & Auswertung: Camp Company

Orbits

Aushang:

Uhr Rennsekretär: Karola Jarzyk

Rennleiter: Markus Peske



www.mylaps.com

Reg.Nr.: KC/10/13

Lizensiert für Camp Company GmbH

# RMKC NKCC Oppenrod

KZ2

Stefan Bellof Arena 1,040 Km

2. Rennen

21.04.2013 16:55

Rennen (16 Runden) gestartet um 16:58:27

Runde	Rundenzeit	Diff.	Tageszeit
<b>(28) Lena Heun</b>			
1	52.281	+3.583	16:59:21.516
2	50.036	+1.338	17:00:11.552
3	50.949	+2.251	17:01:02.501
4	49.523	+0.825	17:01:52.024
5	49.261	+0.563	17:02:41.285
6	49.296	+0.598	17:03:30.581
7	49.433	+0.735	17:04:20.014
8	48.818	+0.120	17:05:08.832
9	48.869	+0.171	17:05:57.701
10	<b>48.698</b>		17:06:46.399
11	48.742	+0.044	17:07:35.141
12	48.759	+0.061	17:08:23.900
13	48.817	+0.119	17:09:12.717
14	48.794	+0.096	17:10:01.511
15	49.360	+0.662	17:10:50.871
16	50.591	+1.893	17:11:41.462

Runde	Rundenzeit	Diff.	Tageszeit
<b>(16) Danny Lang</b>			
1	52.042	+3.135	16:59:21.737
2	50.155	+1.248	17:00:11.892
3	51.220	+2.313	17:01:03.112
4	49.641	+0.734	17:01:52.753
5	49.238	+0.331	17:02:41.991
6	49.246	+0.339	17:03:31.237
7	49.208	+0.301	17:04:20.445
8	49.163	+0.256	17:05:09.608
9	48.995	+0.088	17:05:58.603
10	49.111	+0.204	17:06:47.714
11	<b>48.907</b>		17:07:36.621
12	49.130	+0.223	17:08:25.751
13	49.115	+0.208	17:09:14.866
14	48.998	+0.091	17:10:03.864
15	49.161	+0.254	17:10:53.025
16	49.233	+0.326	17:11:42.258

Runde	Rundenzeit	Diff.	Tageszeit
<b>(11) Stefan Kaiser</b>			
1	52.892	+4.037	16:59:23.544
2	50.430	+1.575	17:00:13.974
3	49.988	+1.133	17:01:03.962
4	49.570	+0.715	17:01:53.532
5	49.501	+0.646	17:02:43.033
6	49.274	+0.419	17:03:32.307
7	49.414	+0.559	17:04:21.721
8	49.151	+0.296	17:05:10.872
9	48.924	+0.069	17:05:59.796
10	<b>48.855</b>		17:06:48.651
11	48.915	+0.060	17:07:37.566
12	49.003	+0.148	17:08:26.569
13	49.110	+0.255	17:09:15.679
14	48.864	+0.009	17:10:04.543
15	49.134	+0.279	17:10:53.677
16	49.391	+0.536	17:11:43.068

Runde	Rundenzeit	Diff.	Tageszeit
<b>(36) Maik Lenskes</b>			
1	52.977	+4.259	16:59:23.345
2	50.855	+2.137	17:00:14.200
3	50.443	+1.725	17:01:04.643
4	50.679	+1.961	17:01:55.322
5	49.439	+0.721	17:02:44.761
6	49.713	+0.995	17:03:34.474
7	49.270	+0.552	17:04:23.744
8	49.090	+0.372	17:05:12.834
9	48.898	+0.180	17:06:01.732
10	49.094	+0.376	17:06:50.826

Runde	Rundenzeit	Diff.	Tageszeit
11	48.997	+0.279	17:07:39.823
12	48.939	+0.221	17:08:28.762
13	48.723	+0.005	17:09:17.485
14	<b>48.718</b>		17:10:06.203
15	48.885	+0.167	17:10:55.088
16	49.048	+0.330	17:11:44.136

Runde	Rundenzeit	Diff.	Tageszeit
<b>(68) Emil Kerman</b>			
1	52.622	+3.848	16:59:22.306
2	49.979	+1.205	17:00:12.285
3	52.237	+3.463	17:01:04.522
4	50.406	+1.632	17:01:54.928
5	50.080	+1.306	17:02:45.008
6	49.967	+1.193	17:03:34.975
7	49.368	+0.594	17:04:24.343
8	48.964	+0.190	17:05:13.307
9	<b>48.774</b>		17:06:02.081
10	49.030	+0.256	17:06:51.111
11	49.039	+0.265	17:07:40.150
12	48.776	+0.002	17:08:28.926
13	48.919	+0.145	17:09:17.845
14	48.853	+0.079	17:10:06.698
15	48.782	+0.008	17:10:55.480
16	49.582	+0.808	17:11:45.062

Runde	Rundenzeit	Diff.	Tageszeit
<b>(22) Marc Schmitt</b>			
1	53.897	+4.583	16:59:24.803
2	50.445	+1.131	17:00:15.248
3	51.951	+2.637	17:01:07.199
4	51.185	+1.871	17:01:58.384
5	50.275	+0.961	17:02:48.659
6	49.695	+0.381	17:03:38.354
7	49.428	+0.114	17:04:27.782
8	49.689	+0.375	17:05:17.471
9	49.604	+0.290	17:06:07.075
10	49.521	+0.207	17:06:56.596
11	49.591	+0.277	17:07:46.187
12	49.392	+0.078	17:08:35.579
13	<b>49.314</b>		17:09:24.893
14	49.847	+0.533	17:10:14.740
15	49.589	+0.275	17:11:04.329
16	49.968	+0.654	17:11:54.297

Runde	Rundenzeit	Diff.	Tageszeit
<b>(9) Timo Weisgerber</b>			
1	54.772	+5.330	16:59:25.924
2	50.873	+1.431	17:00:16.797
3	52.381	+2.939	17:01:09.178
4	50.966	+1.524	17:02:00.144
5	51.352	+1.910	17:02:51.496
6	50.159	+0.717	17:03:41.655
7	50.360	+0.918	17:04:32.015
8	49.738	+0.296	17:05:21.753
9	49.592	+0.150	17:06:11.345
10	<b>49.442</b>		17:07:00.787
11	50.327	+0.885	17:07:51.114
12	49.979	+0.537	17:08:41.093
13	49.625	+0.183	17:09:30.718
14	49.517	+0.075	17:10:20.235
15	49.679	+0.237	17:11:09.914
16	49.732	+0.290	17:11:59.646

Runde	Rundenzeit	Diff.	Tageszeit
<b>(110) Alexander Möhring</b>			
1	54.813	+5.299	16:59:27.876
2	51.426	+1.912	17:00:19.302
3	50.695	+1.181	17:01:09.997
4	50.481	+0.967	17:02:00.478

Runde	Rundenzeit	Diff.	Tageszeit
5	51.338	+1.824	17:02:51.816
6	50.250	+0.736	17:03:42.066
7	50.184	+0.670	17:04:32.250
8	49.859	+0.345	17:05:22.109
9	49.585	+0.071	17:06:11.694
10	49.541	+0.027	17:07:01.235
11	50.260	+0.746	17:07:51.495
12	49.799	+0.285	17:08:41.294
13	49.733	+0.219	17:09:31.027
14	<b>49.514</b>		17:10:20.541
15	49.787	+0.273	17:11:10.328
16	49.769	+0.255	17:12:00.097

Runde	Rundenzeit	Diff.	Tageszeit
<b>(1) Sebastian Uber</b>			
1	52.450	+3.506	16:59:22.503
2	50.015	+1.071	17:00:12.518
3	1:05.586	+16.642	17:01:18.104
4	50.180	+1.236	17:02:08.284
5	49.612	+0.668	17:02:57.896
6	51.468	+2.524	17:03:49.364
7	49.959	+1.015	17:04:39.323
8	49.427	+0.483	17:05:28.750
9	49.431	+0.487	17:06:18.181
10	<b>48.944</b>		17:07:07.125
11	50.183	+1.239	17:07:57.308
12	50.102	+1.158	17:08:47.410
13	50.497	+1.553	17:09:37.907
14	50.225	+1.281	17:10:28.132
15	50.779	+1.835	17:11:18.911
16	49.898	+0.954	17:12:08.809

Runde	Rundenzeit	Diff.	Tageszeit
<b>(111) Felix Schindler</b>			
1	54.905	+4.638	16:59:26.269
2	51.344	+1.077	17:00:17.613
3	51.305	+1.038	17:01:08.918
4	50.885	+0.618	17:01:59.803
5	51.885	+1.618	17:02:51.688
6	51.303	+1.036	17:03:42.991
7	50.749	+0.482	17:04:33.740
8	50.913	+0.646	17:05:24.653
9	50.390	+0.123	17:06:15.043
10	<b>50.267</b>		17:07:05.310
11	50.984	+0.717	17:07:56.294
12	50.609	+0.342	17:08:46.903
13	50.443	+0.176	17:09:37.346
14	50.319	+0.052	17:10:27.665
15	50.739	+0.472	17:11:18.404
16	51.023	+0.756	17:12:09.427

Runde	Rundenzeit	Diff.	Tageszeit
<b>(43) Tobias Dippel</b>			
1	55.817	+5.838	16:59:27.754
2	53.202	+3.223	17:00:20.956
3	51.725	+1.746	17:01:12.681
4	51.690	+1.711	17:02:04.371
5	50.842	+0.863	17:02:55.213
6	50.912	+0.933	17:03:46.125
7	50.307	+0.328	17:04:36.432
8	50.342	+0.363	17:05:26.774
9	50.100	+0.121	17:06:16.874
10	<b>49.979</b>		17:07:06.853
11	50.863	+0.884	17:07:57.716
12	50.570	+0.591	17:08:48.286
13	50.401	+0.422	17:09:38.687
14	50.080	+0.101	17:10:28.767
15	51.217	+1.238	17:11:19.984
16	50.366	+0.387	17:12:10.350


Zeitnahmekommissar & Auswertung: Camp Company

Orbits

Aushang: Uhr Rennsekretär: Karola Jarzyk

Rennleiter: Markus Peske

Reg.Nr.: KC/10/13



www.mylaps.com

Lizensiert für Camp Company GmbH



# RMKC NKC Oppenrod

KZ2

Stefan Bellof Arena 1,040 Km

2. Rennen

21.04.2013 16:55

Rennen (16 Runden) gestartet um 16:58:27

Runde	Rundenzeit	Diff.	Tageszeit
<b>(141) Dawid Gawin</b>			
1	54.479	+4.640	16:59:25.491
2	50.947	+1.108	17:00:16.438
3	53.324	+3.485	17:01:09.762
4	51.551	+1.712	17:02:01.313
5	51.017	+1.178	17:02:52.330
6	51.098	+1.259	17:03:43.428
7	50.886	+1.047	17:04:34.314
8	<b>49.839</b>		17:05:24.153
9	51.146	+1.307	17:06:15.299
10	50.399	+0.560	17:07:05.698
11	51.300	+1.461	17:07:56.998
12	50.149	+0.310	17:08:47.147
13	50.536	+0.697	17:09:37.683
14	50.250	+0.411	17:10:27.933
15	51.459	+1.620	17:11:19.392
16	51.312	+1.473	17:12:10.704

Runde	Rundenzeit	Diff.	Tageszeit
<b>(39) Daniel Leibmann</b>			
1	53.627	+4.850	16:59:21.260
2	50.061	+1.284	17:00:11.321
3	1:18.534	+29.757	17:01:29.855
4	50.442	+1.665	17:02:20.297
5	49.702	+0.925	17:03:09.999
6	49.430	+0.653	17:03:59.429
7	49.336	+0.559	17:04:48.765
8	49.209	+0.432	17:05:37.974
9	49.164	+0.387	17:06:27.138
10	49.575	+0.798	17:07:16.713
11	<b>48.777</b>		17:08:05.490
12	49.259	+0.482	17:08:54.749
13	49.442	+0.665	17:09:44.191
14	48.867	+0.090	17:10:33.058
15	48.992	+0.215	17:11:22.050
16	49.064	+0.287	17:12:11.114

Runde	Rundenzeit	Diff.	Tageszeit
<b>(66) Peter Schmäck</b>			
1	55.149	+4.147	16:59:26.740
2	51.804	+0.802	17:00:18.544
3	52.720	+1.718	17:01:11.264
4	51.187	+0.185	17:02:02.451
5	51.898	+0.896	17:02:54.349
6	51.963	+0.961	17:03:46.312
7	<b>51.002</b>		17:04:37.314
8	51.208	+0.206	17:05:28.522
9	51.715	+0.713	17:06:20.237
10	51.101	+0.099	17:07:11.338
11	51.409	+0.407	17:08:02.747
12	51.130	+0.128	17:08:53.877
13	51.591	+0.589	17:09:45.468
14	51.389	+0.387	17:10:36.857
15	51.413	+0.411	17:11:28.270
16	51.316	+0.314	17:12:19.586

Runde	Rundenzeit	Diff.	Tageszeit
<b>(2) Klaus Parnet</b>			
1	53.379	+4.156	16:59:23.812
2	51.031	+1.808	17:00:14.843
3	1:18.829	+29.606	17:01:33.672
4	50.132	+0.909	17:02:23.804
5	49.848	+0.625	17:03:13.652
6	49.894	+0.671	17:04:03.546
7	49.655	+0.432	17:04:53.201
8	49.764	+0.541	17:05:42.965
9	49.915	+0.692	17:06:32.880
10	49.365	+0.142	17:07:22.245

Runde	Rundenzeit	Diff.	Tageszeit
11	51.002	+1.779	17:08:13.247
12	50.356	+1.133	17:09:03.603
13	<b>49.223</b>		17:09:52.826
14	49.800	+0.577	17:10:42.626
15	49.605	+0.382	17:11:32.231
16	50.470	+1.247	17:12:22.701

Runde	Rundenzeit	Diff.	Tageszeit
<b>(41) Fabian Kampfmann</b>			
1	53.123	+4.105	16:59:23.218
2	51.498	+2.480	17:00:14.716
3	52.083	+3.065	17:01:06.799
4	51.166	+2.148	17:01:57.965
5	1:22.370	+33.352	17:03:20.335
6	51.788	+2.770	17:04:12.123
7	49.650	+0.632	17:05:01.773
8	49.329	+0.311	17:05:51.102
9	49.132	+0.114	17:06:40.234
10	<b>49.018</b>		17:07:29.252
11	49.154	+0.136	17:08:18.406
12	49.153	+0.135	17:09:07.559
13	49.728	+0.710	17:09:57.287
14	51.284	+2.266	17:10:48.571
15	51.207	+2.189	17:11:39.778

Runde	Rundenzeit	Diff.	Tageszeit
<b>(91) Felix Reimer</b>			
1	56.166	+4.785	16:59:29.746
2	53.042	+1.661	17:00:22.788
3	53.368	+1.987	17:01:16.156
4	53.102	+1.721	17:02:09.258
5	52.341	+0.960	17:03:01.599
6	52.212	+0.831	17:03:53.811
7	52.131	+0.750	17:04:45.942
8	51.801	+0.420	17:05:37.743
9	52.452	+1.071	17:06:30.195
10	<b>51.381</b>		17:07:21.576
11	53.589	+2.208	17:08:15.165
12	51.834	+0.453	17:09:06.999
13	51.537	+0.156	17:09:58.536
14	52.038	+0.657	17:10:50.574
15	54.223	+2.842	17:11:44.797

Runde	Rundenzeit	Diff.	Tageszeit
<b>(12) Frank Halbe</b>			
1	57.242	+5.547	16:59:29.328
2	52.177	+0.482	17:00:21.505
3	52.089	+0.394	17:01:13.594
4	52.071	+0.376	17:02:05.665
5	51.878	+0.183	17:02:57.543
6	52.497	+0.802	17:03:50.040
7	52.070	+0.375	17:04:42.110
8	52.349	+0.654	17:05:34.459
9	<b>51.695</b>		17:06:26.154
10	52.925	+1.230	17:07:19.079
11	52.805	+1.110	17:08:11.884
12	52.404	+0.709	17:09:04.288
13	52.552	+0.857	17:09:56.840
14	55.136	+3.441	17:10:51.976
15	57.438	+5.743	17:11:49.414

Runde	Rundenzeit	Diff.	Tageszeit
<b>(5) Rudolf Hechtl</b>			
1	57.099	+3.181	16:59:44.956
2	54.292	+0.374	17:00:39.248
3	59.669	+5.751	17:01:38.917
4	<b>53.918</b>		17:02:32.835
5	54.802	+0.884	17:03:27.637
6	58.381	+4.463	17:04:26.018
7	1:02.888	+8.970	17:05:28.906

Runde	Rundenzeit	Diff.	Tageszeit
8	54.851	+0.933	17:06:23.757
9	57.069	+3.151	17:07:20.826
10	55.654	+1.736	17:08:16.480
11	1:01.064	+7.146	17:09:17.544
12	57.823	+3.905	17:10:15.367
13	55.758	+1.840	17:11:11.125
14	54.358	+0.440	17:12:05.483

Runde	Rundenzeit	Diff.	Tageszeit
<b>(17) Kemal Öztürk</b>			
1	56.592	+5.379	16:59:28.262
2	51.570	+0.357	17:00:19.832
3	51.854	+0.641	17:01:11.686
4	<b>51.213</b>		17:02:02.899

Runde	Rundenzeit	Diff.	Tageszeit
<b>(42) Ingo Stracke</b>			
1	54.726	+2.527	16:59:27.517
2	<b>52.199</b>		17:00:19.716
3	52.705	+0.506	17:01:12.421

Runde	Rundenzeit	Diff.	Tageszeit
<b>(14) Marco Brüser</b>			
1	54.069	+3.574	16:59:25.006
2	<b>50.495</b>		17:00:15.501

Runde	Rundenzeit	Diff.	Tageszeit
<b>(117) Jannik Jakobs</b>			
1	54.301	+3.978	16:59:25.556
2	<b>50.323</b>		17:00:15.879